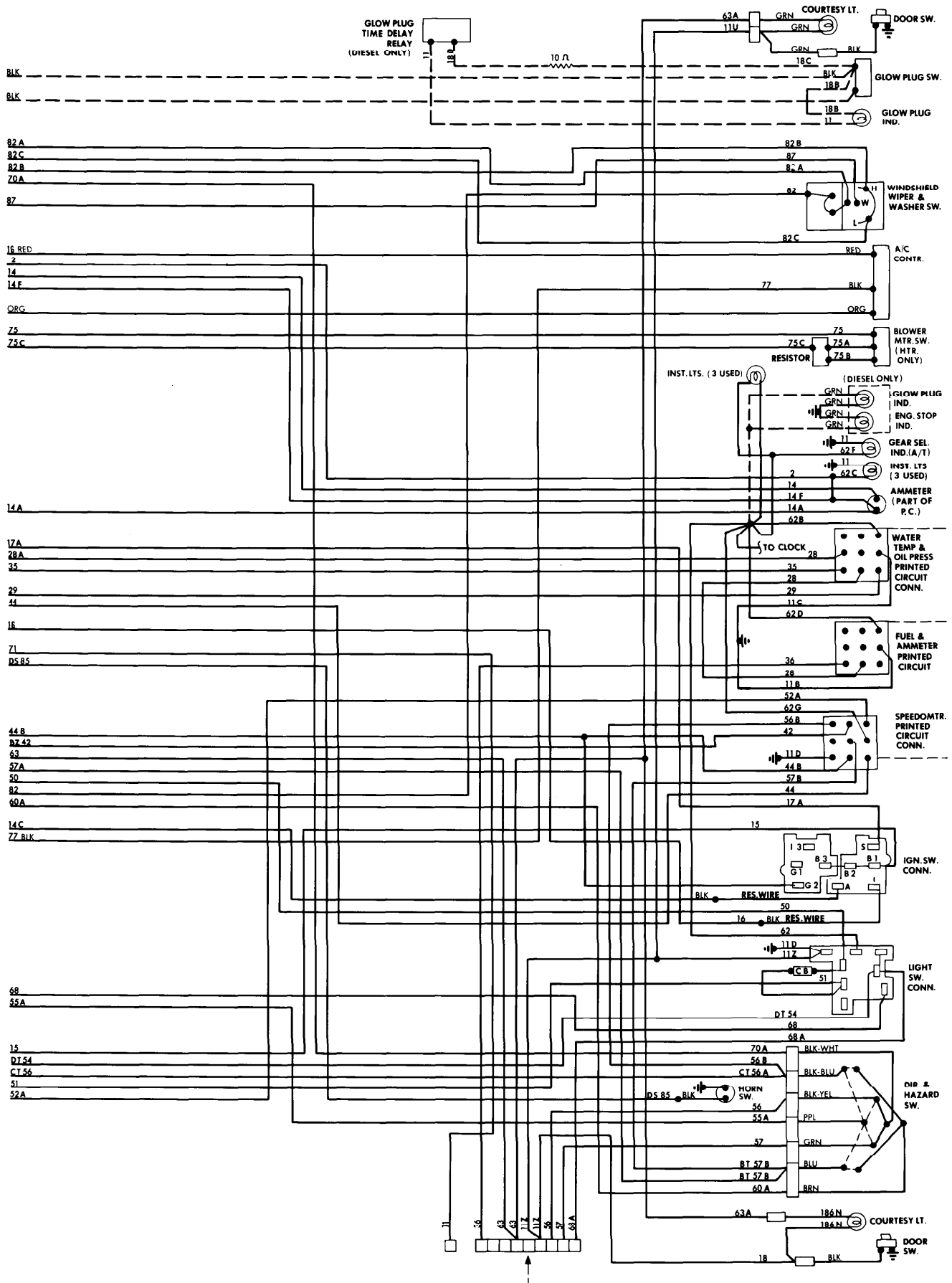


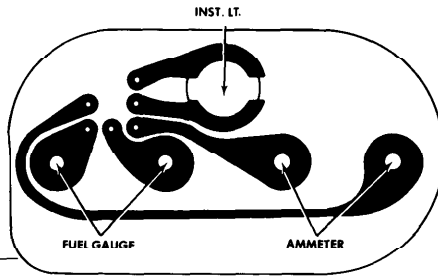
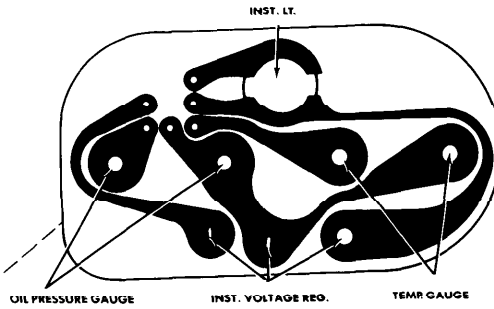
DY	35			DT	DS
CY	17B			54	85A
BZ	BY			CU	CT
AZ	42	16		54A	56A
AY	28	1		87	89
				BT	BS
				57A	52
				AU	AT
				44B	87
				AS	53



CIRCUIT NOS.

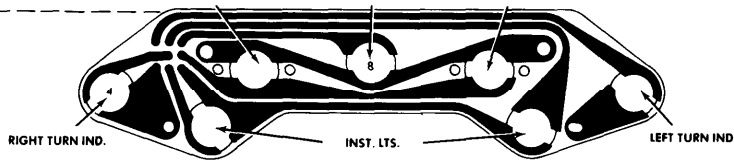
- 2. } AMMETER
- 14A. } AMMETER
- 14. } AMMETER
- 11. GROUND
- 28. +12 VOLT
- 29. TEMP. GA.
- 35. OIL PRESS. GA.
- 36. FUEL GA.
- 42. 4 WHEEL DR. IND.
- 44. } LOW BRAKE IND.
- 44A. } LOW BRAKE IND.
- 52. HIGH BEAM IND.
- 56. L. DIR. IND.
- 57. R. DIR. IND.
- 62. INST. LT.

TEMPERATURE & OIL PRESSURE PRINTED CIRCUIT



AMMETER & FUEL GAUGE PRINTED CIRCUIT

BRAKE WARNING IND. HIGH BEAM IND. ENGAGED FRONT AXLE IND.



DOMELT. (TRAV. ONLY)

DOMELT.

NOTE: DIESEL ONLY

LOCATED UNDER DASH

