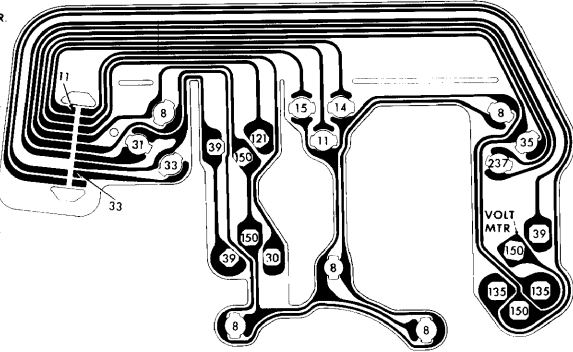
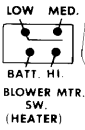
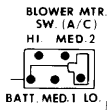
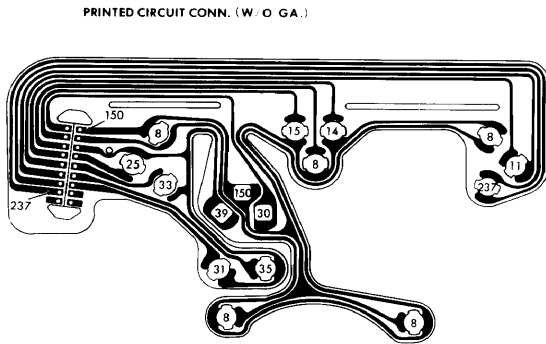


| | |
|-----|-----|
| 30 | 150 |
| 15 | 8 |
| 8 | 37 |
| 14 | 25 |
| 11 | 33 |
| 150 | 31 |
| 150 | 35 |
| 237 | |

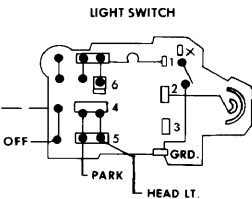
MONZA
SPT. CPE. &
OLDS. STARFIRE
PRINTED CIRCUIT
CONN. (W/O GA.)



- 8. INST. LTS.
- 11. HIGH BEAM IND.
- 14. L. DIR IND.
- 15. R. DIR IND.
- 25. ALT IND.
- 30. FUEL GA.
- 31. OIL / CHOKE IND.
- 33. LOW BRAKE / PARK BRAKE IND.
- 35. TEMPERATURE IND
- 39. 12 VOLT IGN.
- 121. TACH
- 135. TEMP GAUGE
- 150. GROUND
- 237. SEAT BELT IND.

PRINTED CIRCUIT (W. GA.)

NOTE: NUMBERS INDICATE
CIRCUIT NUMBERS



- X DOME LT.
- 1. BATT. FEED
- 2. PANEL LT.
- 3. BLANK
- 4. TAIL LT.
- 5. TAIL LT. FEED
- 6. HEAD LT.

