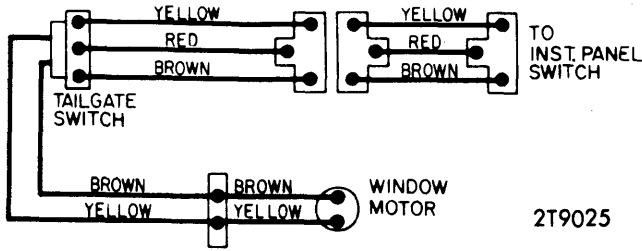
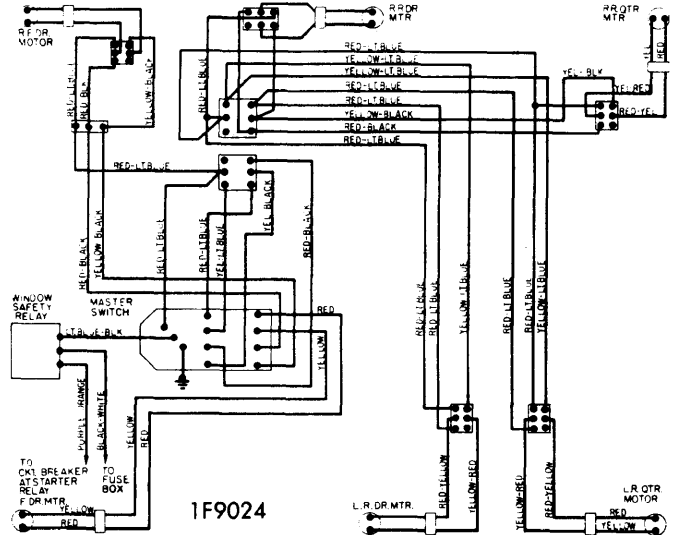


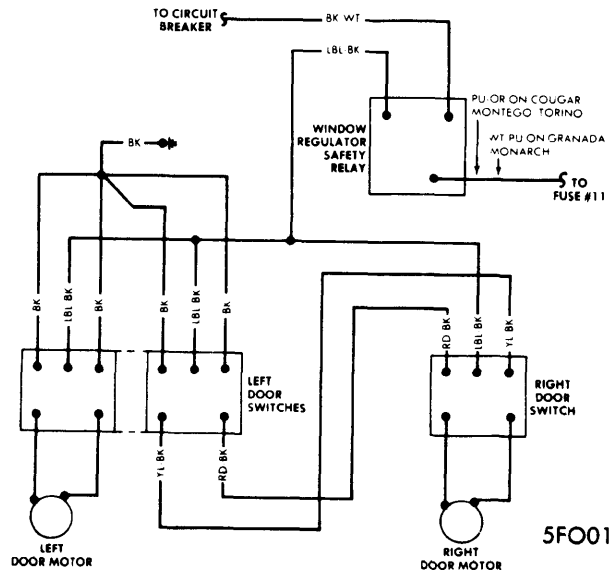
1975 Electric Window Controls



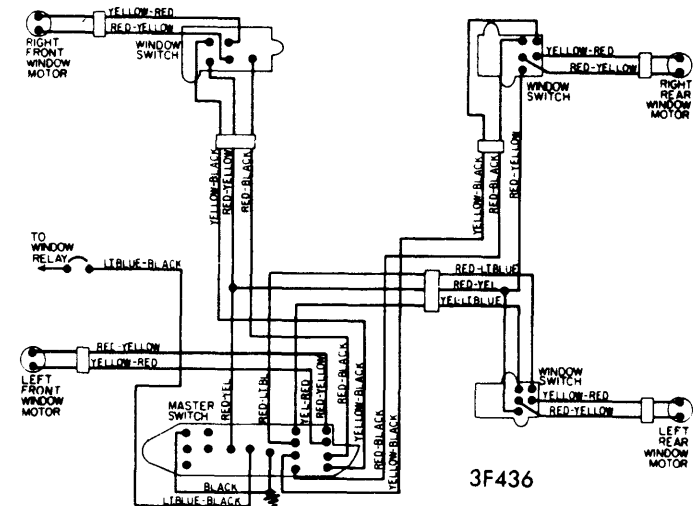
CHRYSLER CORP. TAILGATE WINDOW WIRING



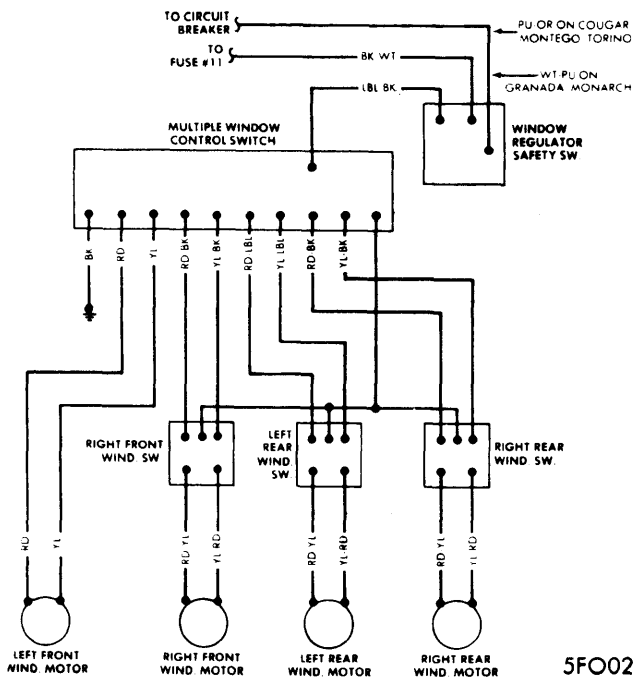
FORD & MERCURY POWER WINDOW WIRING



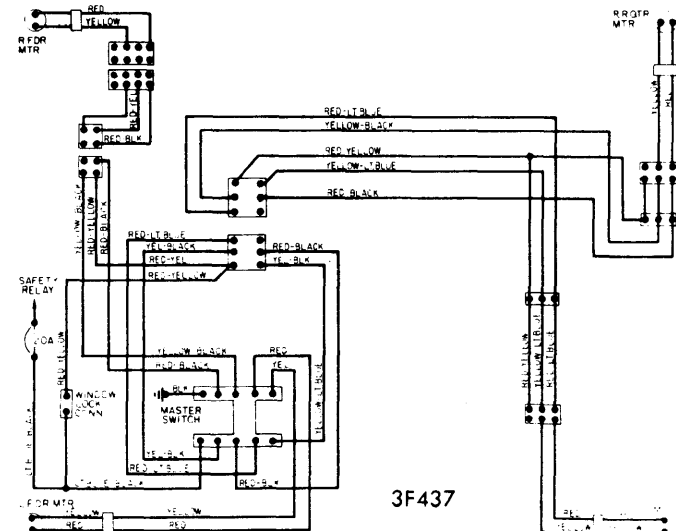
GRANADA, MONARCH, TORINO, MONTEGO, ELITE & COUGAR 2DR. POWER WINDOW WIRING



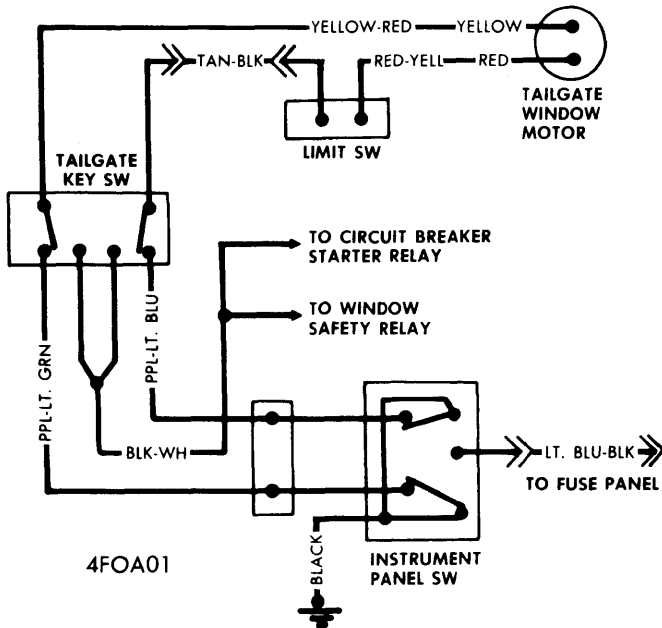
LINCOLN CONTINENTAL POWER WINDOW WIRING



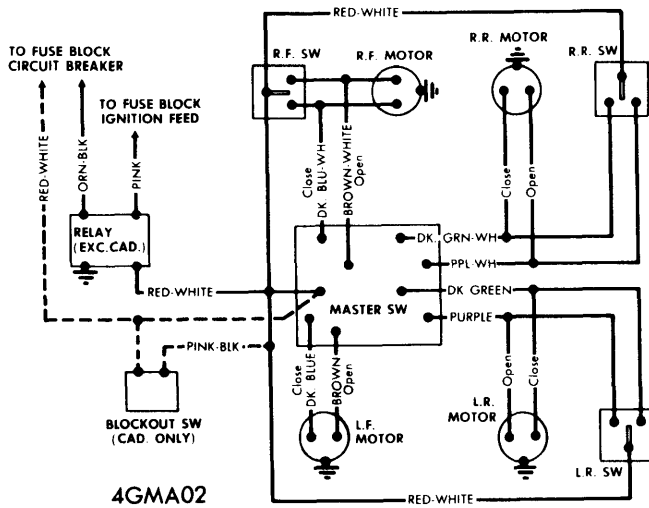
GRANADA, MONARCH, TORINO & MONTEGO



3F437



4FOA01 FORD MOTOR CO. POWER TAILGATE WINDOW WIRING

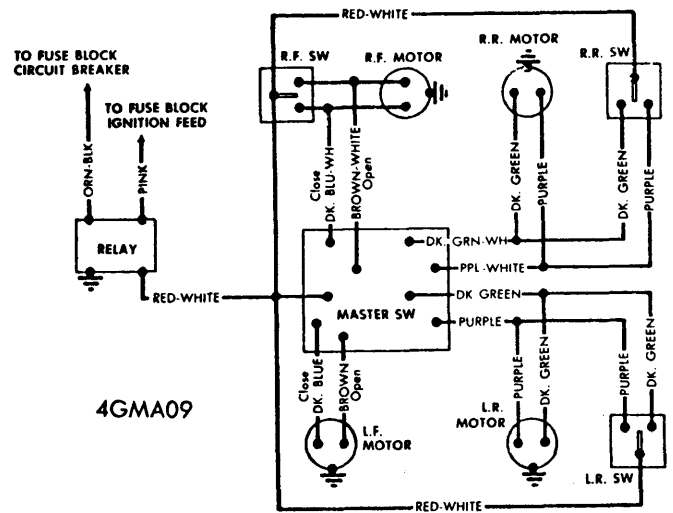


"B", "C" & "E" BODY (EXC. TWO-WINDOW TYPE) POWER WINDOW WIRING DIAGRAM

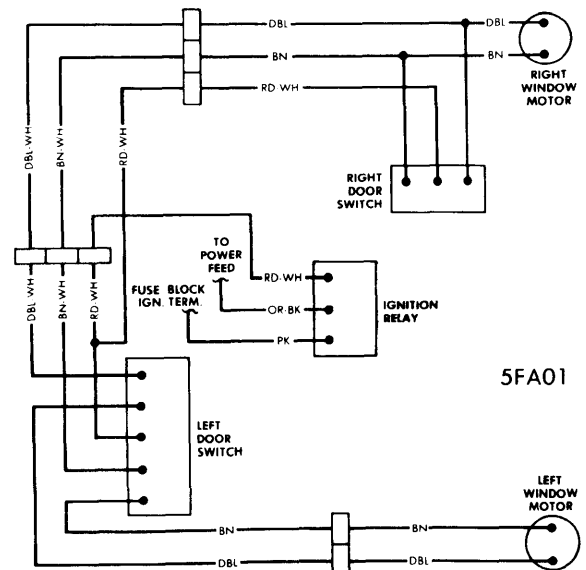
NOTE — On General Motors cars, body wiring differs in accordance with body type ("A", "B", etc.). Refer to table to identify wiring diagrams for any particular model.

GM Division	Body Type	Car Name
Buick	A	Century, Regal
Chevrolet	A	Chevelle, Monte Carlo
Oldsmobile	A	Cutlass
Pontiac	A	Grand Am, Grand Prix
	A	LeMans
Buick	B	Estate Wagon, LeSabre
Chevrolet	B	Biscayne, Bel Air
	B	Impala, Caprice
Oldsmobile	B	Delta
Pontiac	B	Catalina, Bonneville
	B	Grand Ville

GM Division	Body Type	Car Name
Buick	C	Electra, Limited
Cadillac	C	Fleetwood, Calais
	C	DeVille
Oldsmobile	C	Ninety Eight
Buick	E	Riviera
Cadillac	E	Eldorado
Oldsmobile	E	Toronado
Chevrolet	F	Camaro
Pontiac	F	Firebird
Buick	X	Apollo
Chevrolet	X	Nova
Oldsmobile	X	Omega
Pontiac	X	Ventura



"A" & "X" BODY POWER WINDOW WIRING DIAGRAM



"F" BODY POWER WINDOW WIRING DIAGRAM ("B", "C" & "E" BODY TWO-WINDOW TYPE SIMILAR)