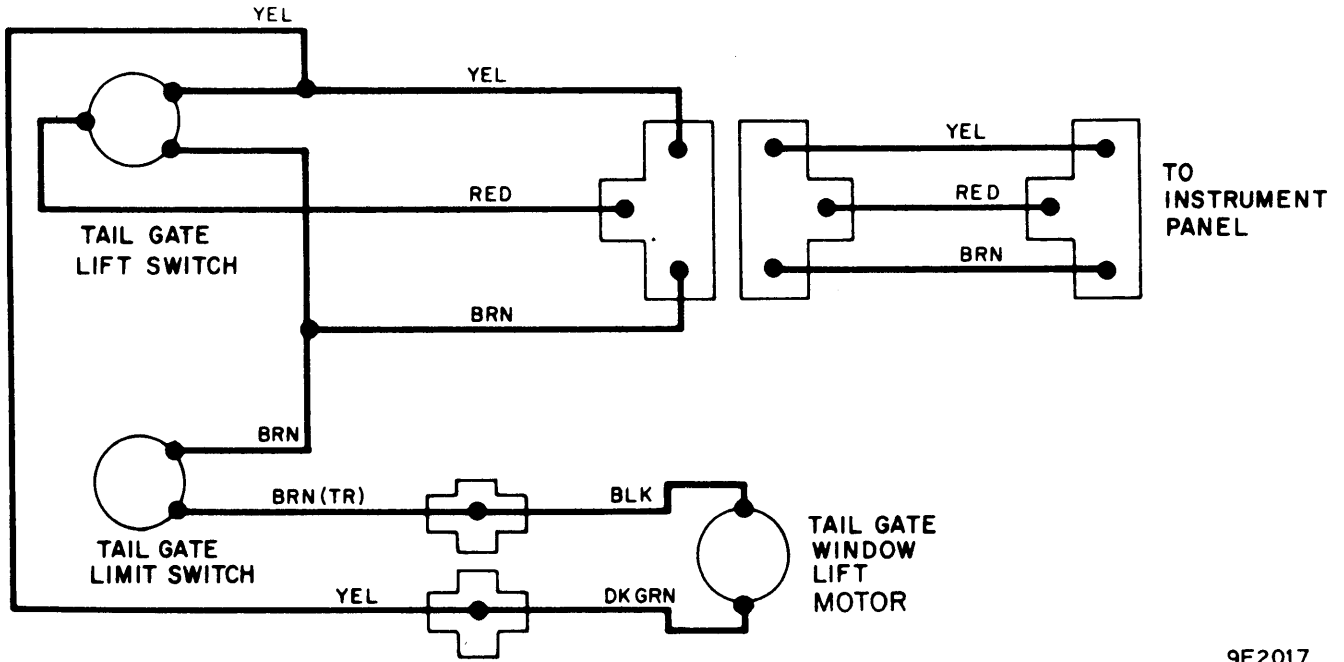


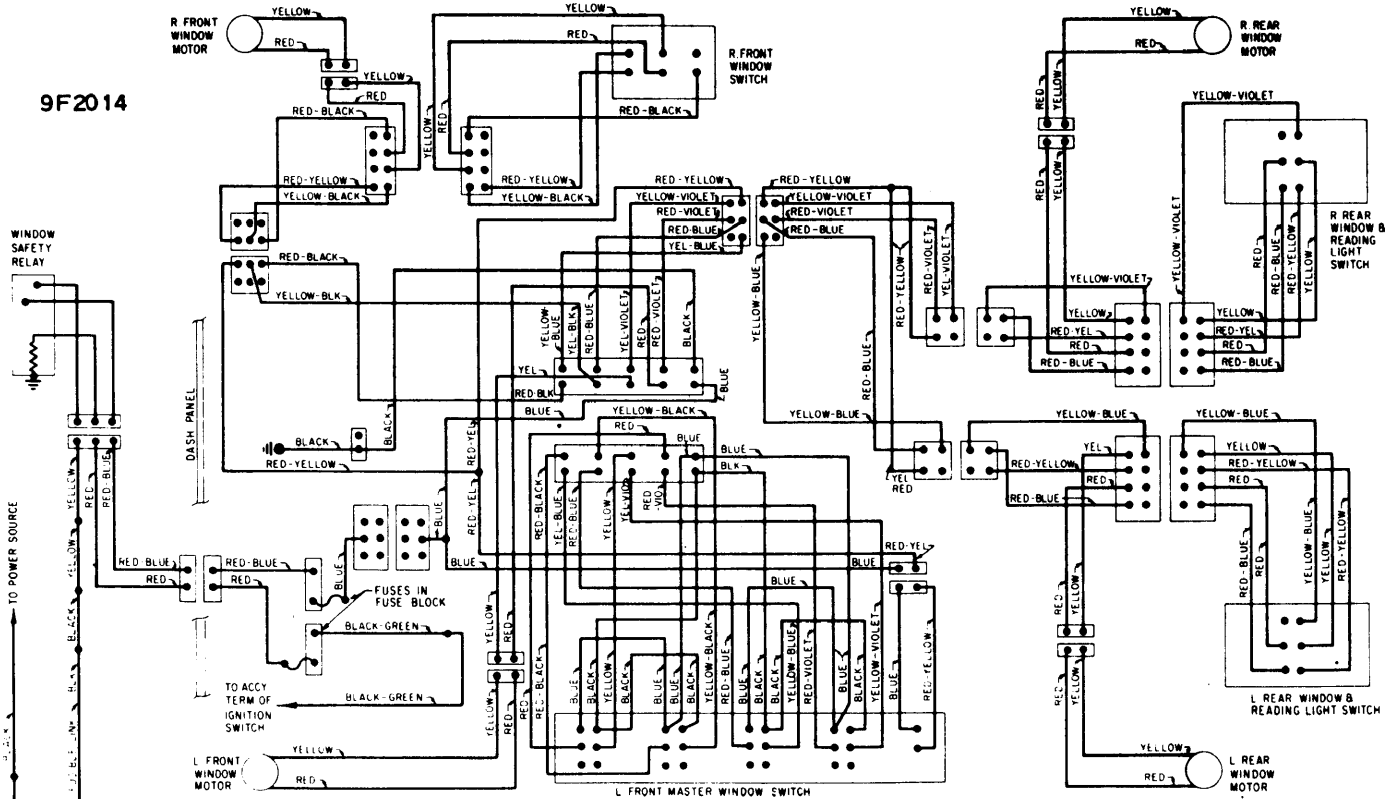
## CHRYSLER CORP. (Continued)



TYPICAL CHRYSLER CORPORATION TAILGATE WIRING DIAGRAM

9F2017

## FORD MOTOR CO.

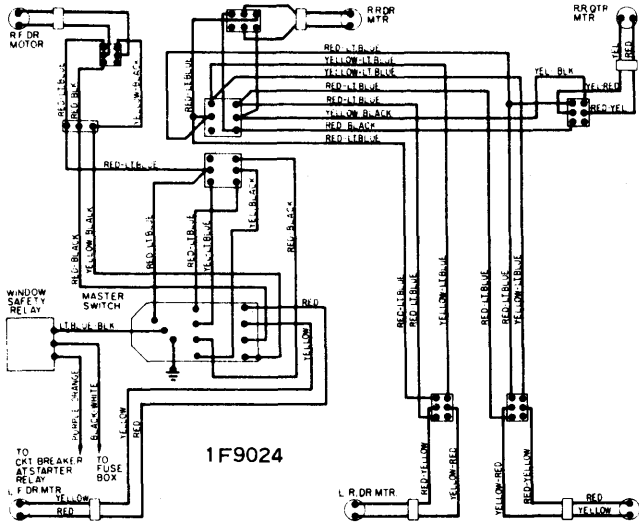


9F2014

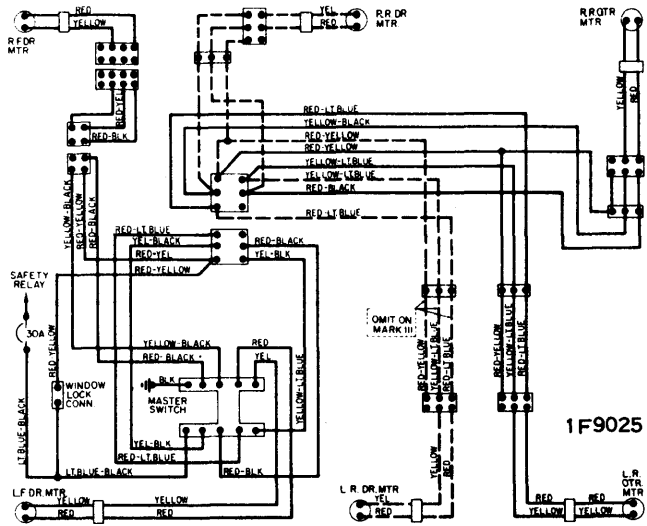
POWER WINDOW WIRING DIAGRAM - LINCOLN CONTINENTAL

# 1971 Electric Window Controls

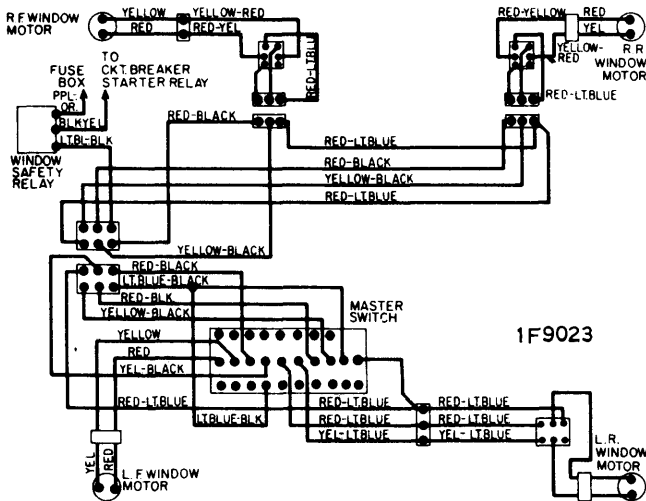
## FORD MOTOR CO. (Continued)



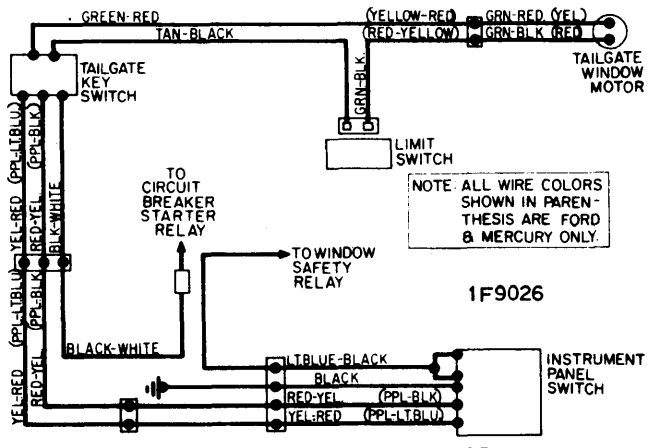
POWER WINDOW WIRING DIAGRAM - FORD & MERCURY



POWER WINDOW WIRING DIAGRAM  
MARK III & THUNDERBIRD



POWER WINDOW WIRING DIAGRAM - MUSTANG & COUGAR



TAILGATE WINDOW WIRING DIAGRAM  
FORD, MERCURY, TORINO & MONTEGO

## GENERAL MOTORS

Body Type	GM Division	Car Name
"A" Body	Buick	Skylark & Custom, GS
	Chevrolet	Chevelle Nomad & 300, Chevelle Malibu, Concours Estate, Monte Carlo.
	Oldsmobile	F-85, Cutlass & Supreme, 442, Vista Cruiser.
	Pontiac	All Tempest, Grand Prix.
	"B" Body	Buick
Chevrolet		Biscayne, Bel Air, Impala, Caprice.
Oldsmobile		All Delta 88 Models.
Pontiac		Catalina, Brougham, Bonneville, Grandville.

"C" Body	Buick	Electra, Cadillac
	Fleetwood	Brougham, Calais, DeVille.
	Oldsmobile	All 98 Models.
"D" Body	Cadillac	Fleetwood 75.
"E" Body	Buick	Riviera.
	Cadillac	Eldorado.
	Oldsmobile	Toronado.
"F" Body	Chevrolet	Camaro
	Pontiac	Firebird