

# Fuel Evaporation

## 1973 TRIUMPH

Spitfire (1973)  
 GT6 (1973)  
 TR6 (1973)  
 Stag (1973)

### DESCRIPTION & OPERATION

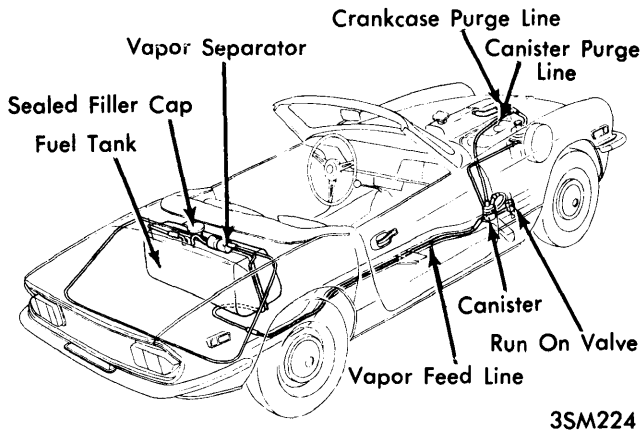
The Evaporative Control System is designed to prevent fuel vapor emissions from the fuel system being discharged into the atmosphere. Fuel system is completely sealed and the fuel tank is vented only through the carbon canister which adsorbs fuel vapors as described below. See schematic illustrations for system used on each model.

**Fuel Tank & Filler Cap** — Fuel tank filler cap is a non-vented type. Fuel tank incorporates an internal capacity limiting device which provides an air chamber within the tank to prevent tank being completely filled and to ensure space for fuel expansion.

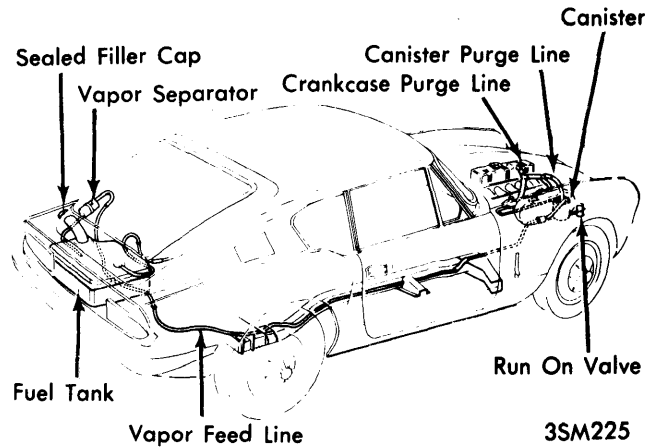
**Vapor Separator** — Located in vent line between fuel tank and carbon canister. Vapor separator prevents liquid fuel from passing through the vent line and reaching the carbon canister.

**Carbon Canister** — Canister is mounted in engine compartment and consists of a container filled with activated carbon. Vent line from fuel tank is connected to top of canister and fuel vapors from tank are adsorbed by activated carbon when engine is not running. A second vent line from top of canister is connected to constant vacuum area of carburetor(s) so that when engine is running, fuel vapors will be drawn into the engine and burned. This line is also tied in the crankcase ventilation system. A third vent valve line on top of canister connects to front of carburetor(s). A line at bottom of canister connects to run on control valve.

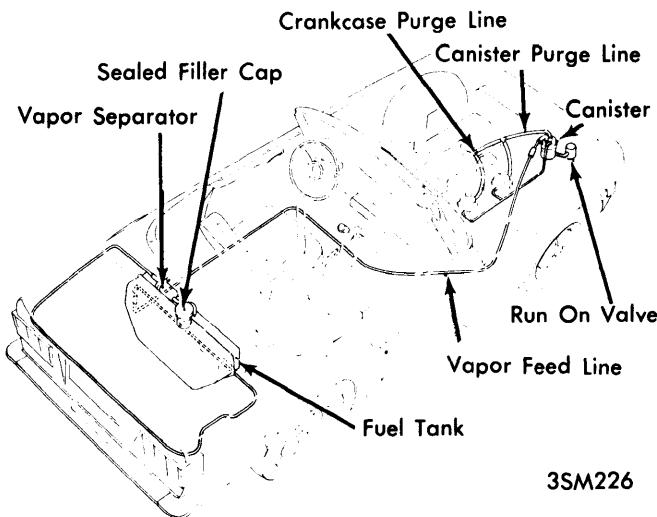
**Run On Control Valve** — This valve controls purging of carbon canister and also prevents engine run on when ignition is turned off. Valve will close when ignition is switched off which will create a slight vacuum in float chamber of carburetor(s) to prevent run on. When oil pressure drops to zero, when engine is stopped, valve will be deactivated.



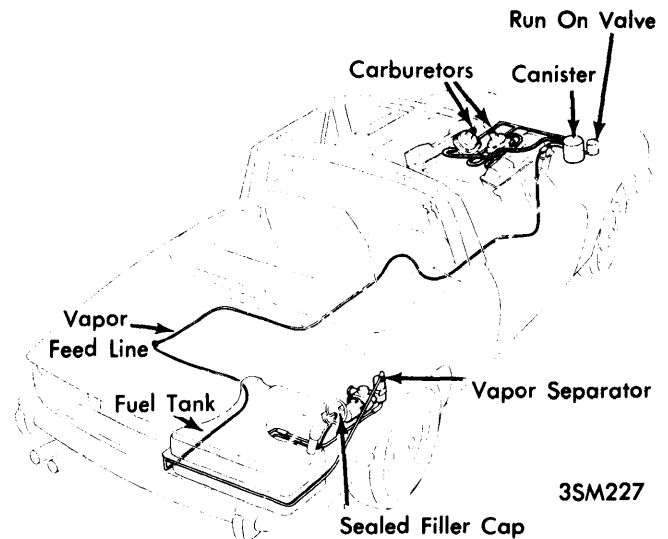
EVAPORATIVE CONTROL SYSTEM  
 SPITFIRE MK IV



EVAPORATIVE CONTROL SYSTEM  
 GT6



EVAPORATIVE CONTROL SYSTEM  
 TR6



EVAPORATIVE CONTROL SYSTEM  
 STAG

## 1973 TRIUMPH (Cont.)

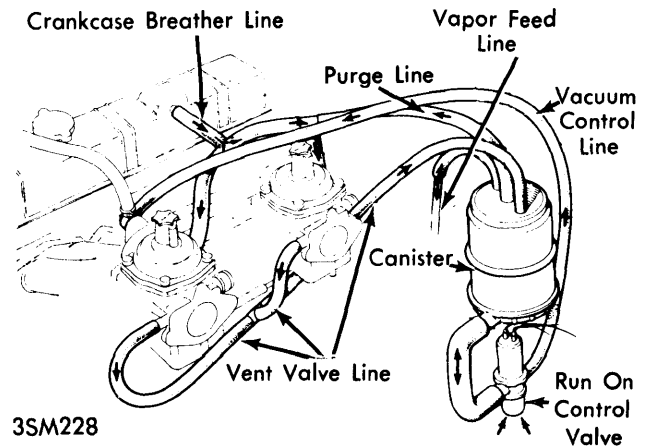
### TESTING

System requires no servicing other than checking for deterioration and safe connection of system piping. However, if engine run on occurs, check run on control valve by applying current to valve. If valve is functioning correctly, engine will stop.

### MAINTENANCE

**Every 6,000 Miles or 6 Months** — Check all fuel lines and connections for chafing, leaks or corrosion.

**Every 24,000 miles or 24 Months** — Replace carbon canister.



**CHARCOAL CANISTER CONNECTIONS  
TYPICAL**