

SUBARU 1400

Subaru 1400

DESCRIPTION

System prevents discharge of evaporative gas from fuel tank into atmosphere. It is instead conducted to air cleaner housing and burnt in combustion chambers. No canister or adsorbent is used. All models use a sealed fuel tank cap, breather hoses and a modified air cleaner unit. Early 1973 sedans and station wagons use an air breather valve, while later models do not. All station wagons models have two reservoir tanks and later sedan and coupe models have an orifice in air breather tube.

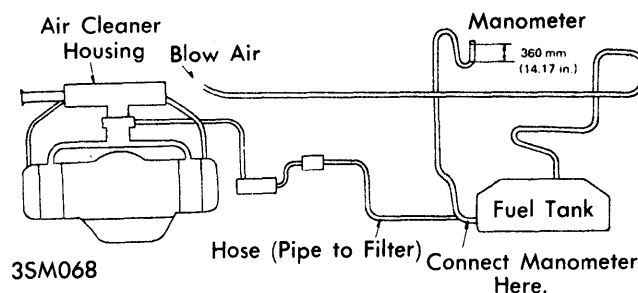
OPERATION

Gasoline vapor, evaporated from fuel in tank, is caught in reservoir tanks (station wagons) or in top portion of fuel tank (sedans & coupes) and is conducted into dirty side of air cleaner housing by way of air breather hoses. While engine is running, gases are drawn into intake manifold to be burned. When engine is stopped, gases remain on inner walls of air cleaner housing or element. When engine is started, gas which has condensed in air cleaner evaporates again and is drawn into engine and burned.

Breather Valve (Early Models) - In order to prevent over filling of fuel tank, an air breather valve pinches off air breather hose whenever access lid to gas tank cap is opened. This prevents fuel from entering line and overflowing into air cleaner.

TESTING

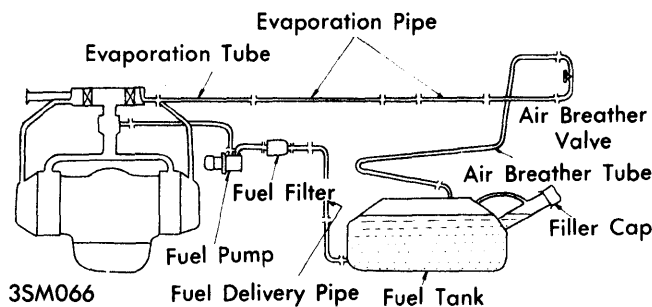
Drain gasoline from fuel tank, place fuel cap tightly on filler neck and close fuel flap door completely. Remove evaporation tube from air cleaner housing and remove fuel delivery hose from fuel tank. Connect a water column manometer that reads to 17.55" (400 mm) or more to pipe as shown in illustration. Blow clean compressed air into air cleaner connection of evaporation tube until manometer indicates 14.17" (360 mm) of water. **NOTE** - Air pressure should not exceed 2.13 psi (.15 kg/sq. cm) during this test. System is functioning correctly if it takes 5 minutes or longer for pressure to drop to 1.97" (50 mm) of water.



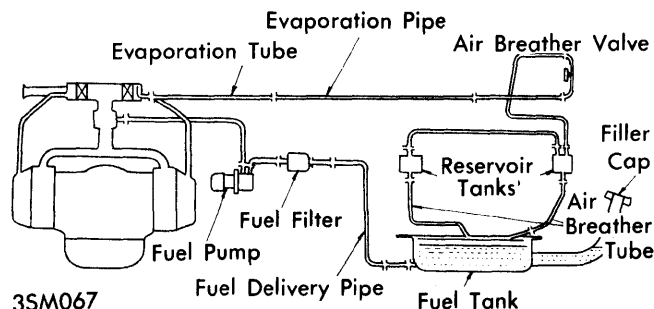
SYSTEM TEST

MAINTENANCE

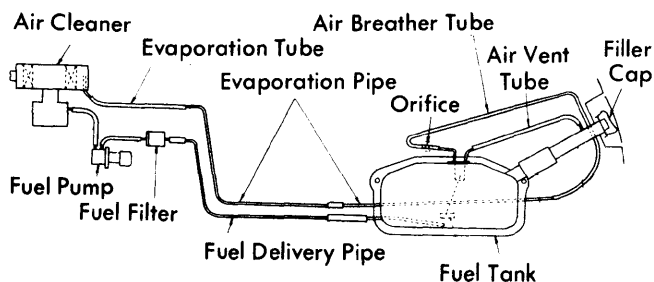
Check for fuel leaks every 6 months or 6,000 miles. Check all components and system for proper operation every 12 months or 12,000 miles. If clogged hoses are found, clean with solvent and blow dry with compressed air. Replace any damaged or worn hoses.



EVAPORATIVE SYSTEM (EARLY SEDAN)

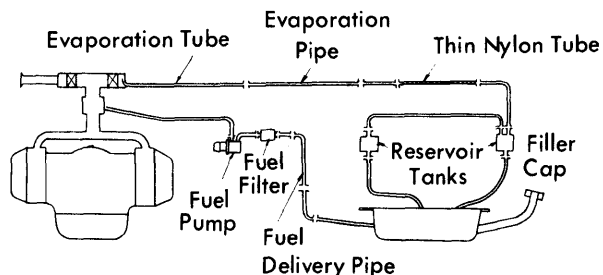


EVAPORATIVE SYSTEM (EARLY STATION WAGON)



3SM141

EVAPORATIVE SYSTEM (LATER SEDAN & COUPE)



3SM142

EVAPORATIVE SYSTEM (LATER STATION WAGON)