

Fuel Evaporation

JAGUAR

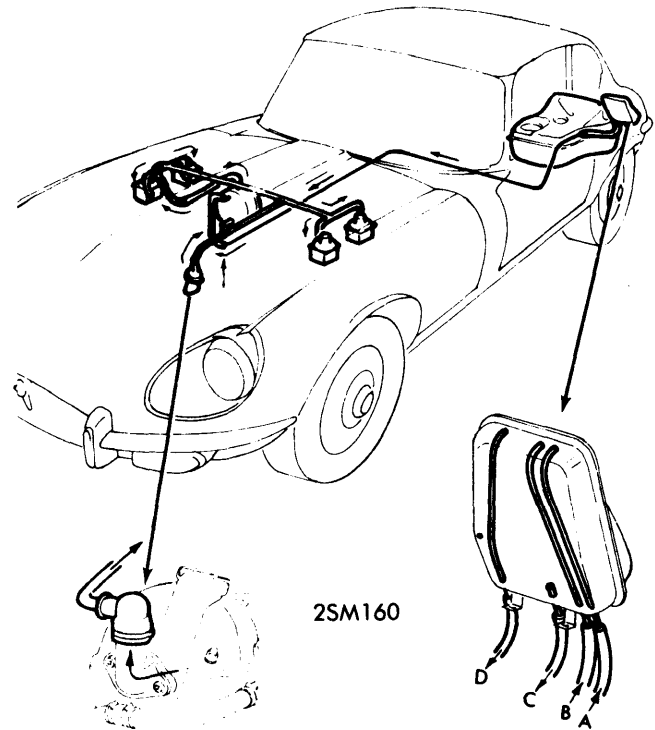
Jaguar XK-E 4.2 Litre (1970-71)
 Jaguar XK-E V-12 (1971-73)
 Jaguar XJ-6 (1970-73)
 Jaguar XJ-12 (1973)

DESCRIPTION

Jaguar Fuel Evaporation Loss Control System is designed to prevent fuel vapors from entering the atmosphere. System consists of a modified fuel tank (XJ-6 and XJ-12 models), an expansion tank ("E" Type and V-12 models), a carbon canister and a series of vent lines which connect the various components to the Crankcase Ventilation System.

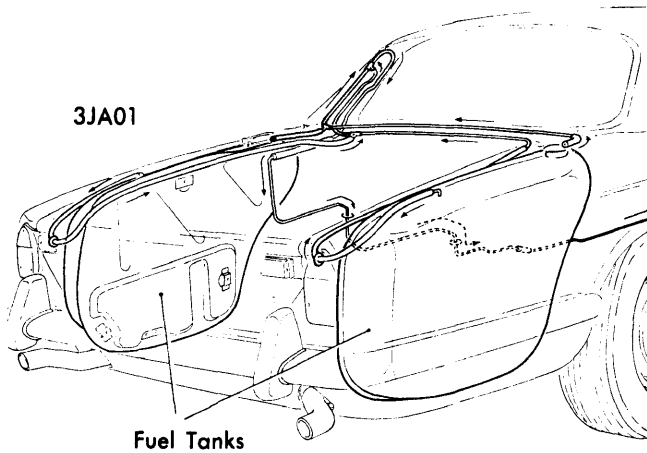
Canister - Unit is open to atmosphere at one end. It contains activated charcoal which adsorbs fuel vapors. Canister is located in engine compartment and is interconnected to the air cleaner and the expansion tank by vent lines.

Expansion Tank - Tank collects fuel vapors caused by high ambient temperatures. If liquid fuel should enter expansion tank, caused by either expansion or parking on a steep angle, it is returned to the main fuel tank through a vent line.



- A - Fuel tank expansion outlet pipe.
- B - Fuel tank expansion outlet pipe.
- C - Expansion tank drain inlet pipe.
- D - Connector pipe to carbon canister.

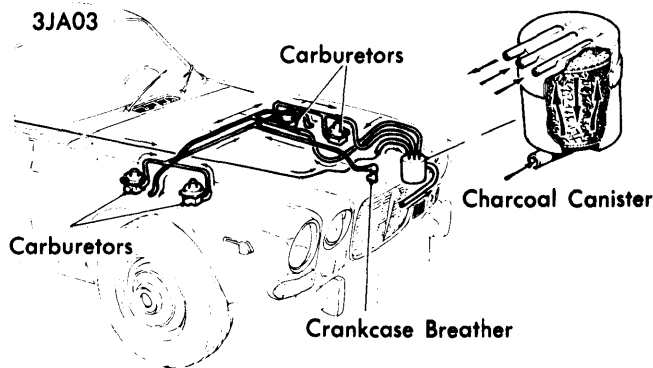
EVAPORATIVE EMISSION SYSTEM (V-12)



3JA01

Fuel Tanks

REAR EVAPORATIVE EMISSION SYSTEM COMPONENTS (XJ-6 & XJ-12)



3JA03

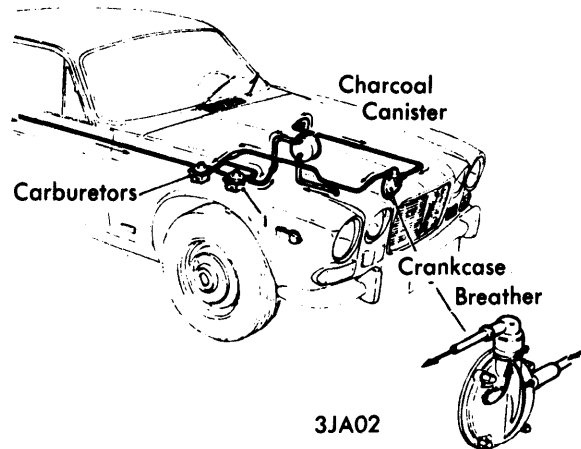
Carburetors

Charcoal Canister

Carburetors

Crankcase Breather

FRONT EVAPORATIVE EMISSION SYSTEM COMPONENTS (XJ-12)



3JA02

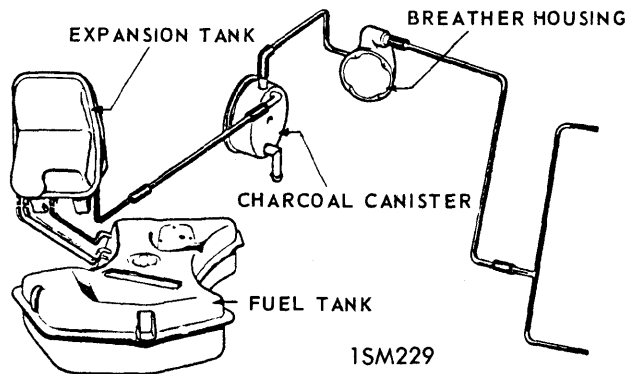
Charcoal Canister

Carburetors

Crankcase Breather

FRONT EVAPORATIVE EMISSION SYSTEM COMPONENTS (XJ-6)

JAGUAR (Cont.)



"E" TYPE EVAPORATIVE EMISSION SYSTEM

OPERATION

Fuel vapors pass from main fuel tank through a vent line and enter the expansion tank. They pass from the expansion tank through a second vent line and enter the charcoal canister. Canister is filled with activated charcoal which adsorbs the vapors when the engine is not running. Fuel vapors from carburetor float chambers are vented through the air cleaner and enter the intake manifold. When the engine is running, intake manifold vacuum draws fresh air into the canister. This fresh air mixes with the fuel vapors and is drawn into the combustion system to be burned. This action purges the activated charcoal and renews its storage capacity.

MAINTENANCE

AIR FILTER

1970-71 4.2 - Clean filter every 6,000 miles. Replace filter every 12,000 miles. Service more frequently if operated in dusty conditions.

Remaining Models - Replace every 24 months or 24,000 miles.

FUEL FILTER

1970-71 4.2 - Replace filter every 6,000 miles.

Remaining Models - Replace the filter every 12 months or 12,000 miles.

CHARCOAL CANISTER

1970-71 4.2 - Replace only if damaged.

Remaining Models - Replace the filter every 12 months or 12,000 miles.

NOTE - On all models, every 6 months or 6,000 miles inspect all fuel lines, vent lines and connections for chafing leaks, wear or corrosion.