

1979 EXHAUST EMISSION SYSTEMS

General Motors Vacuum Diagrams

GENERAL MOTORS VACUUM DIAGRAM REFERENCE CHART						
Engine & Model	Application	Trans.	A/C	Non A/C	Other Equipment	Fig. No.
CHEVROLET (Cont.)						
231" (VIN A) V6 All Models	Federal	Auto.	X	X	2-Bbl.	33
231" (VIN A) V6 All Models	Federal	Man.	X	X	2-Bbl.	34
231" (VIN A) V6 All Models	Calif.	Auto.	X	X	2-Bbl.	37
231" (VIN A) V6 Monza	Calif.	Man.	X	X	2-Bbl.	38
231" (VIN A) V6 All Models	Altitude	Auto.	X	X	2-Bbl.	39
250" 6-Cyl. All Models	Federal	All	X	X	1-Bbl.	40
250" 6-Cyl. All Models	Calif.	All	X	X	1-Bbl.	41
267" V8 All Models	Federal	All	X	X	2-Bbl.	42
305" (VIN G) V8 Camaro, Nova, Caprice, Impala	Federal	All	X	X	2-Bbl.	43
305" (VIN G) V8 Monza	Federal	All	X	X	2-Bbl.	44
305" (VIN G) V8 Camaro, Nova, Caprice, Impala	Calif.	All	X	X	2-Bbl.	45
305" (VIN G) V8 Monza	Calif.	Auto.	X	X	2-Bbl.	46
305" (VIN H) V8 Caprice, Impala	Federal	Auto.	X	X	4-Bbl.	47
305" (VIN H) V8 El Camino, Malibu, Caprice Monte Carlo, Impala	Altitude	Auto.	X	X	4-Bbl.	48
305" (VIN H) V8 El Camino, Malibu, Caprice Monte Carlo, Impala	Calif.	Auto.	X	X	4-Bbl.	49
350" (VIN L) V8 El Camino, Malibu, Caprice Monte Carlo, Impala	Altitude	Auto.	X	X	4-Bbl.	48
350" (VIN L) V8 El Camino, Malibu, Caprice Monte Carlo, Impala	Calif.	Auto.	X	X	4-Bbl.	49
350" (VIN L) V8 El Camino, Malibu, Caprice Monte Carlo, Impala	Federal	Auto.	X	X	4-Bbl.	50
350" (VIN 8) V8 Corvette	Federal	All	X	X	4-Bbl.	51
350" (VIN 8) V8 Corvette	Altitude	All	X	X	4-Bbl.	52
350" (VIN 8) V8 Corvette	Calif.	Auto.	X	X	4-Bbl.	53
350" (VIN 8) V8 Corvette	Federal	All	X	X	4-Bbl.	54
OLDSMOBILE						
151" (VIN V) 4-Cyl. Starfire	Federal	All		X	2-Bbl.	55
151" (VIN V) 4-Cyl. Starfire	Federal	Auto.	X		2-Bbl.	56
151" (VIN I) 4-Cyl. Starfire	Calif.	All	X	X	2-Bbl.	57
231" (VIN A) V6 Starfire, Omega, Cutlass	Federal	Man.	X	X	2-Bbl.	58
231" (VIN A) V6 Starfire, Omega, Cutlass, 88	Federal	Auto.	X	X	2-Bbl.	59
231" (VIN A) V6 Omega, 88	Calif.	Auto.	X	X	2-Bbl.	60
231" (VIN A) V6 Starfire, Cutlass	Altitude	Auto.	X	X	2-Bbl.	60
231" (VIN A) V6 Starfire, Cutlass	Calif.	Auto.	X	X	2-Bbl.	61
231" (VIN A) V6 Starfire	Calif.	Man.	X	X	2-Bbl.	62
260" (VIN F) V8 Cutlass, 88	Federal	Auto.	X	X	2-Bbl.	63
260" (VIN F) V8 Cutlass	Federal	Man.	X	X	2-Bbl.	64
260" (VIN F) V8 Cutlass	Calif.	Auto.	X	X	2-Bbl.	65
260" (VIN F) V8 Cutlass	Altitude	Auto.	X	X	2-Bbl.	66
301" (VIN Y) V8 88	Federal	Auto.		X	2-Bbl.	67
301" (VIN Y) V8 88	Federal	Auto.	X		2-Bbl.	68
305" (VIN G) V8 Omega	Federal	All	X	X	2-Bbl.	69
305" (VIN G) V8 Starfire	Federal	All	X	X	2-Bbl.	70
305" (VIN G) V8 Starfire	Calif.	Auto.	X	X	2-Bbl.	71
305" (VIN H) V8 Cutlass	Federal	All	X	X	4-Bbl.	72
305" (VIN H) V8 Omega, Cutlass	Calif.	Auto.	X	X	4-Bbl.	73
305" (VIN H) V8 Omega, Cutlass	Altitude	Auto.	X	X	4-Bbl.	73

1979 EXHAUST EMISSION SYSTEMS General Motors Vacuum Diagrams (Cont.)

3-371

GENERAL MOTORS VACUUM DIAGRAM REFERENCE CHART						
Engine & Model	Application	Trans.	A/C	Non A/C	Other Equipment	Fig. No.
BUICK						
196" (VIN C) V6 All Models	Federal	Auto.	X	X	2-Bbl.	1
196" (VIN C) V6 All Models	Federal	Man.	X	X	2-Bbl.	2
231" (VIN A) V6 All Models	Federal	Auto.	X	X	2-Bbl.	1
231" (VIN A) V6 All Models	Federal	Man.	X	X	2-Bbl.	2
231" (VIN A) V6 Century, Regal	Calif.	Auto.	X	X	2-Bbl.	3
231" (VIN A) V6 LeSabre, Estate Wgn., Skylark, Skyhawk	Calif.	Auto.	X	X	2-Bbl.	4
231" (VIN A) V6 LeSabre, Estate Wgn., Skylark, Skyhawk	Altitude	Auto.	X	X	2-Bbl.	4
231" (VIN A) V6 Skyhawk	Calif.	Man.	X	X	2-Bbl.	5
231" (VIN 3) V6 Century, Regal	Federal	All	X	X	Turbo 4-Bbl.	6
231" (VIN 3) V6 Century, Regal	Calif.	All	X	X	Turbo 4-Bbl.	7
231" (VIN 3) V6 Riviera	Federal	All	X	X	Turbo 4-Bbl.	8
231" (VIN 3) V6 Riviera	Calif.	All	X	X	Turbo 4-Bbl.	8
301" (VIN Y) V8 LeSabre, Regal, Estate Wgn., Century	Federal	All		X	2-Bbl.	9
301" (VIN Y) V8 LeSabre, Regal, Century, Estate Wgn.	Federal	All	X		2-Bbl.	10
301" (VIN W) V8 Century, Regal	Federal	All		X	4-Bbl.	11
301" (VIN W) V8 Century, Regal	Federal	All	X		4-Bbl.	12
305" (VIN G) V8 Skylark	Federal	All	X	X	2-Bbl.	13
305" (VIN H) V8 Century, Regal	Calif.	Auto.	X	X	4-Bbl.	14
305" (VIN H) V8 Century, Regal	Altitude	Auto.	X	X	4-Bbl.	14
350" (VIN L) V8 Century, Regal	Calif.	Auto.	X	X	4-Bbl.	14
350" (VIN L) V8 Century, Regal	Altitude	Auto.	X	X	4-Bbl.	14
350" (VIN X) V8 LeSabre, Electra, Estate Wgn.	Federal	Auto.	X	X	4-Bbl.	15
350" (VIN R) V8 LeSabre, Electra, Estate Wgn.	Altitude	Auto.	X	X	4-Bbl.	17
350" (VIN R) V8 LeSabre, Electra, Estate Wgn.	Calif.	Auto.	X	X	4-Bbl.	18
403" (VIN K) V8 LeSabre, Electra, Estate Wgn.	Federal	Auto.	X	X	4-Bbl.	16
403" (VIN K) V8 LeSabre, Electra, Estate Wgn.	Altitude	Auto.	X	X	4-Bbl.	17
403" (VIN K) V8 LeSabre, Electra, Estate Wgn.	Calif.	Auto.	X	X	4-Bbl.	18
CADILLAC						
350" V8 Eldorado, Seville	Federal	Auto.	X		E.F.I.	19
350" V8 Eldorado	Calif.	Auto.	X		E.F.I.	20
350" V8 Seville	Calif.	Auto.	X		E.F.I.	21
425" V8 DeVille, Brougham	Calif.	Auto.	X		E.F.I.	22
425" V8 DeVille, Brougham	Federal	Auto.	X		4-Bbl.	23
425" V8 Limousine, Commercial	Federal	Auto.	X		4-Bbl.	24
425" V8 DeVille, Brougham	Calif.	Auto.	X		4-Bbl.	25
425" V8 DeVille, Brougham	Altitude	Auto.	X		4-Bbl.	26
CHEVROLET						
1.6L 4-Cyl. Chevette	Federal	All	X	X	2-Bbl.	27
1.6L 4-Cyl. Chevette	Altitude	All	X	X	2-Bbl.	28
1.6L 4-Cyl. Chevette	Calif.	All	X	X	2-Bbl.	29
151" (VIN V) 4-Cyl. Monza	Federal	All		X	2-Bbl.	30
151" (VIN V) 4-Cyl. Monza	Federal	Auto.	X		2-Bbl.	31
151" (VIN 1) 4-Cyl. Monza	Calif.	All	X	X	2-Bbl.	32
196" (VIN C) V6 All Models	Federal	Auto.	X	X	2-Bbl.	33
196" (VIN C) V6 All Models	Federal	Man.	X	X	2-Bbl.	34
200" V6 All Models	Federal	Auto.	X	X	2-Bbl.	35
200" V6 All Models	Federal	Man.	X	X	2-Bbl.	36

1979 EXHAUST EMISSION SYSTEMS

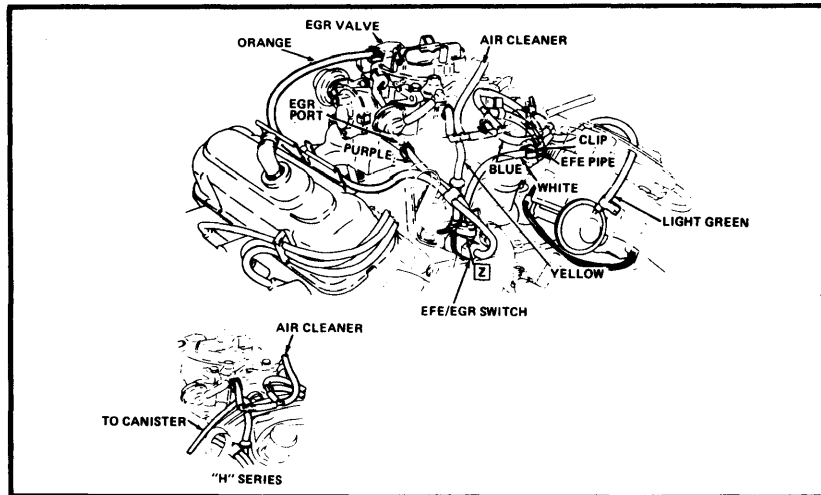
General Motors Vacuum Diagrams (Cont.)

GENERAL MOTORS VACUUM DIAGRAM REFERENCE CHART						
Engine & Model	Application	Trans.	A/C	Non A/C	Other Equipment	Fig. No.
OLDSMOBILE (Cont.)						
350" (VIN L) V8 Omega, Cutlass	Calif.	Auto.	X	X	4-Bbl.	73
350" (VIN L) V8 Omega, Cutlass	Altitude	Auto.	X	X	4-Bbl.	73
350" (VIN R) V8 88, 98, Custom Cruiser, Toronado	Federal	Auto.	X	X	4-Bbl.	74
350" (VIN R) V8 88, 98, Custom Cruiser, Toronado	Altitude	Auto.	X	X	4-Bbl.	75
350" (VIN R) V8 88, 98, Custom Cruiser, Toronado	Calif.	Auto.	X	X	4-Bbl.	76
403" (VIN K) V8 88, 98, Custom Cruiser, Toronado	Federal	Auto.	X	X	4-Bbl.	74
403" (VIN K) V8 88, 98, Custom Cruiser, Toronado	Altitude	Auto.	X	X	4-Bbl.	75
403" (VIN K) V8 88, 98, Custom Cruiser, Toronado	Calif.	Auto.	X	X	4-Bbl.	76
PONTIAC						
151" (VIN V) 4-Cyl. Sunbird	Federal	Man.	X	X	2-Bbl.	77
151" (VIN V) 4-Cyl. Sunbird	Federal	Auto.		X	2-Bbl.	77
151" (VIN V) 4-Cyl. Sunbird	Federal	Auto.	X		2-Bbl.	78
151" (VIN 1) 4-Cyl. Sunbird	Calif.	All	X	X	2-Bbl.	79
231" (VIN A) V6 All Models	Federal	Auto.	X	X	2-Bbl.	80
231" (VIN A) V6 All Models	Federal	Man.	X	X	2-Bbl.	81
231" (VIN A) V6 All Models	Calif.	Auto.	X	X	2-Bbl.	82
231" (VIN A) V6 All Models	Altitude	Auto.	X	X	2-Bbl.	82
231" (VIN A) V6 Sunbird	Calif.	Man.	X	X	2-Bbl.	83
301" (VIN Y) V8 All Models	Federal	Auto.		X	2-Bbl.	84
301" (VIN Y) V8 All Models	Federal	Auto.	X		2-Bbl.	85
301" (VIN W) V8 All Models	Federal	Auto.		X	4-Bbl.	86
301" (VIN W) V8 All Models	Federal	Auto.	X		4-Bbl.	87
301" (VIN W) V8 LeMans, Grand Prix, Firebird	Federal	Man.	X	X	4-Bbl.	88
305" (VIN G) V8 Sunbird	Federal	All	X	X	2-Bbl.	89
305" (VIN G) V8 Phoenix	Federal	All	X	X	2-Bbl.	90
305" (VIN G) V8 Sunbird	Calif.	Auto.	X	X	2-Bbl.	91
305" (VIN G) V8 Firebird, Phoenix	Federal	Auto.	X	X	2-Bbl.	92
305" (VIN H) V8 LeMans, Grand Prix, Phoenix	Calif.	Auto.	X	X	4-Bbl.	93
305" (VIN H) V8 LeMans, Grand Prix, Phoenix	Altitude	Auto.	X	X	4-Bbl.	93
350" (VIN L) V8 LeMans, Grand Prix, Phoenix	Calif.	Auto.	X	X	4-Bbl.	93
350" (VIN L) V8 LeMans, Grand Prix, Phoenix	Altitude	Auto.	X	X	4-Bbl.	93
350" (VIN X) V8 Catalina, Bonneville	Federal	Auto.	X	X	4-Bbl.	94
350" (VIN R) V8 Firebird, Catalina, Bonneville	Calif.	Auto.	X	X	4-Bbl.	95
350" (VIN R) V8 Firebird, Catalina, Bonneville	Altitude	Auto.	X	X	4-Bbl.	96
400" (VIN Z) V8 Firebird	Federal	Man.	X	X	4-Bbl.	98
403" (VIN K) V8 Firebird, Catalina, Bonneville	Calif.	Auto.	X	X	4-Bbl.	95
403" (VIN K) V8 Firebird, Catalina, Bonneville	Altitude	Auto.	X	X	4-Bbl.	96
403" (VIN K) V8 Firebird	Federal	Auto.	X	X	4-Bbl.	97
1980 MODEL VEHICLES						
151" (VIN 5) 4-Cyl. Citation, Omega, Phoenix, Skylark	Federal	Auto.	X	X	2-Bbl.	99
151" (VIN 5) 4-Cyl. Citation, Omega, Phoenix, Skylark	Federal	Man.	X	X	2-Bbl.	100
151" (VIN 5) 4-Cyl. Citation, Omega, Phoenix, Skylark	Calif.	Auto.	X	X	2-Bbl.	101
151" (VIN 5) 4-Cyl. Citation, Omega, Phoenix, Skylark	Calif.	Man.	X	X	2-Bbl.	102
171" (VIN 7) V6 Citation, Omega, Phoenix, Skylark	Federal	All	X	X	2-Bbl.	103
171" (VIN 7) V6 Citation, Omega, Phoenix, Skylark	Calif.	All	X	X	2-Bbl.	104

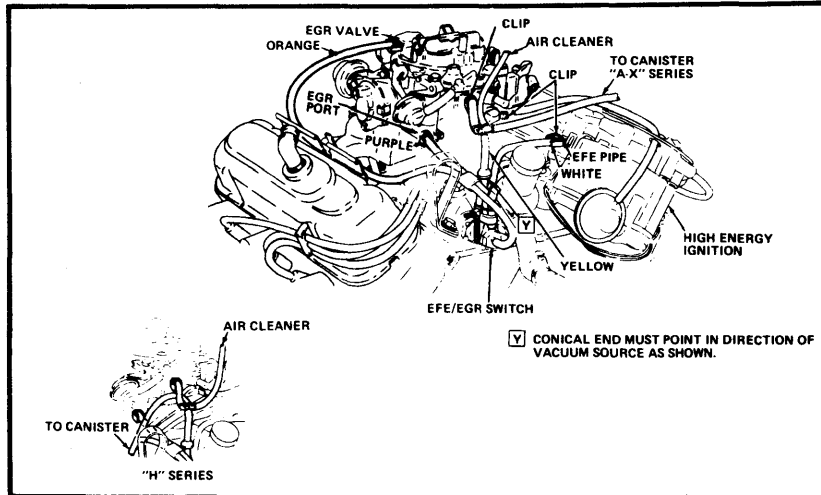
NOTE — See the 1979 Emission Control Application tables for a list of the abbreviations used on General Motors vacuum diagrams.

1979 EXHAUST EMISSION SYSTEMS

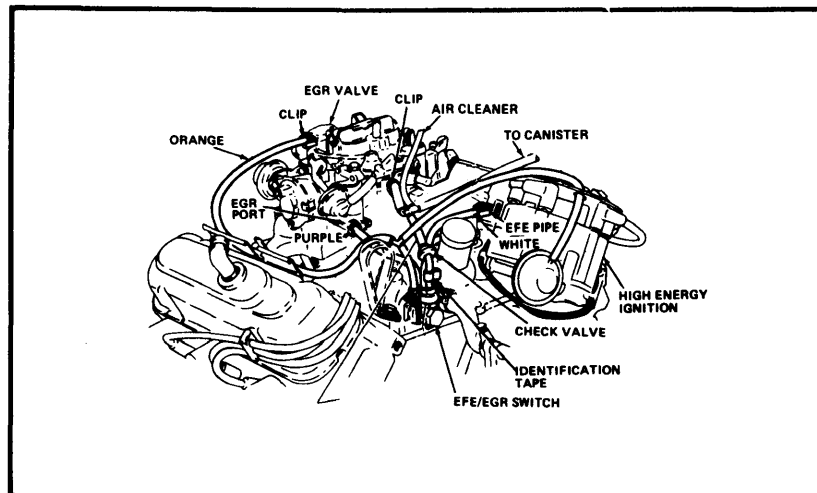
Buick Vacuum Diagrams



**Fig. 1 196" & 231" (VIN C & A); 2-Bbl.; Federal;
Auto. Trans. (All Models)**

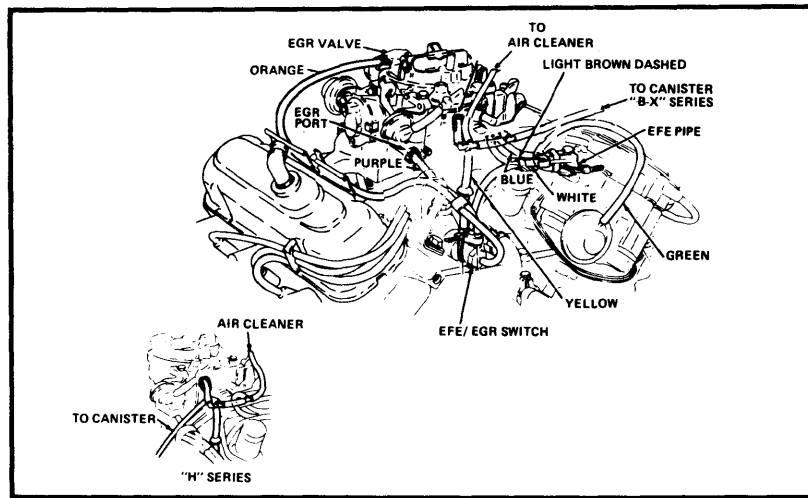


**Fig. 2 196" & 231" (VIN C & A); 2-Bbl.; Federal;
Man. Trans. (All Models)**



**Fig. 3 231" (VIN A); 2-Bbl.; Calif.;
Auto. Trans. (Century & Regal)**

1979 EXHAUST EMISSION SYSTEMS Buick Vacuum Diagrams (Cont.)



**Fig. 4 231" (VIN A); 2-Bl.; Calif. & Altitude;
Auto. Trans. (LeSabre, Estate Wagon, Skylark, Skyhawk)**

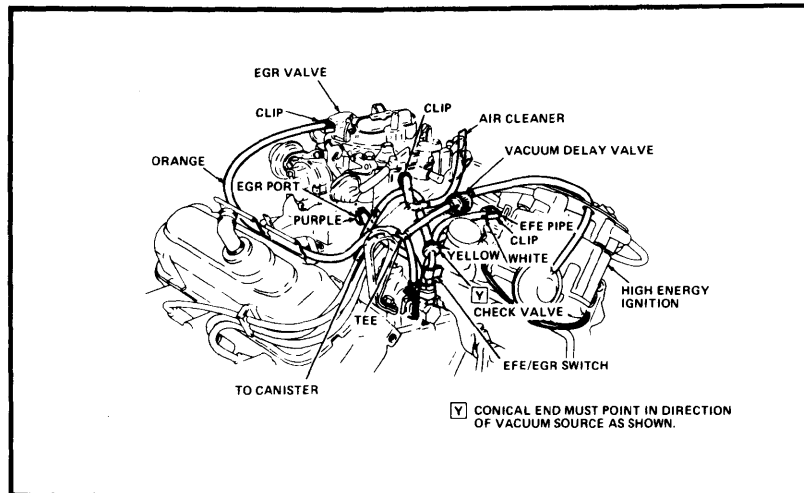
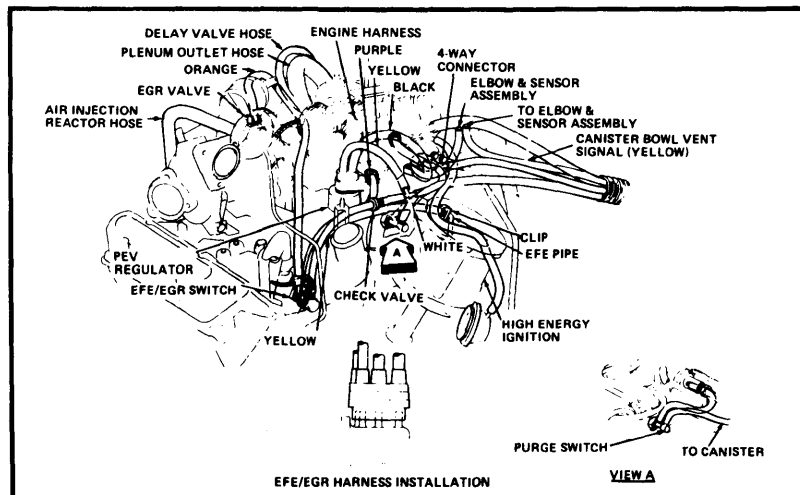
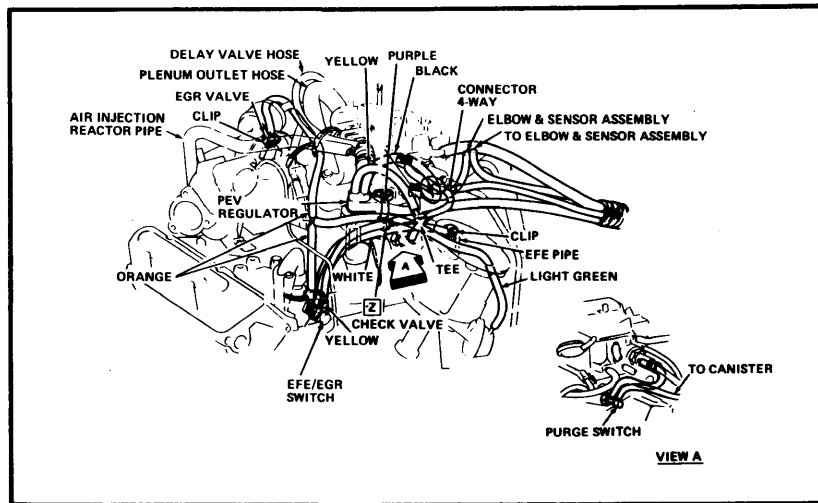


Fig. 5 231" (VIN A); 2-Bl.; Calif. Man. Trans. (Skyhawk)

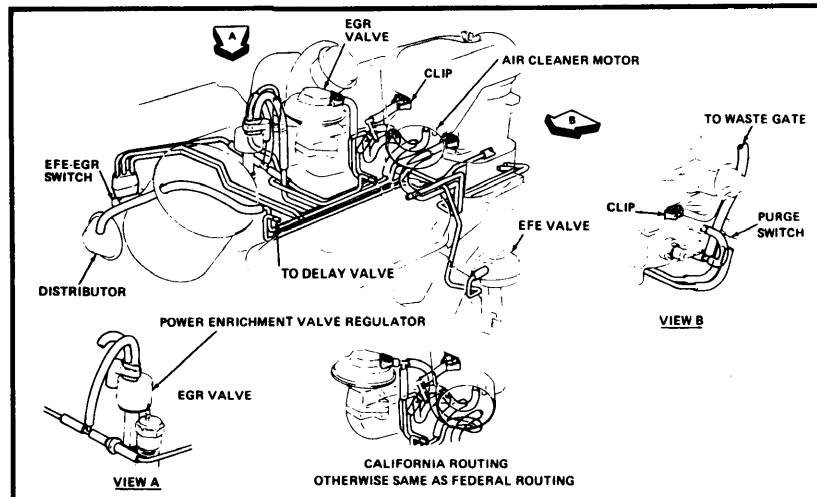


**Fig. 6 231" (VIN 3); Turbo 4-Bl.; Federal
All Trans. (Century & Regal)**

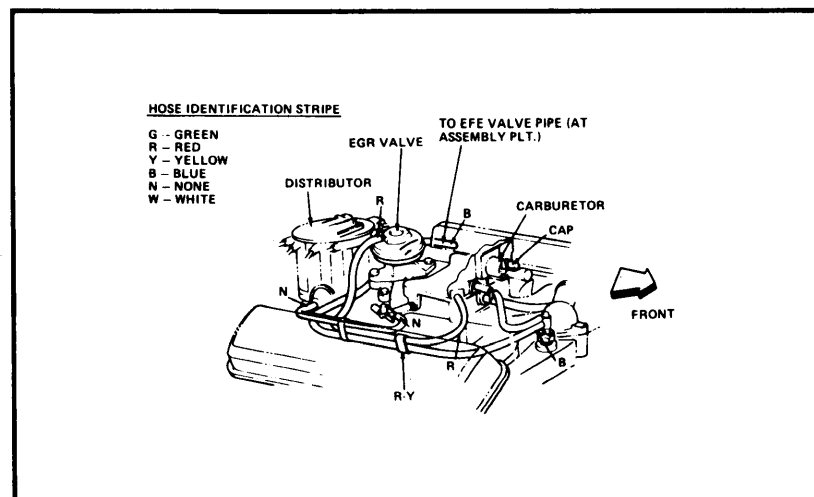
1979 EXHAUST EMISSION SYSTEMS Buick Vacuum Diagrams (Cont.)



**Fig. 7 231" (VIN 3); Turbo 4-Bbl.; Calif.
All Trans. (Century & Regal)**

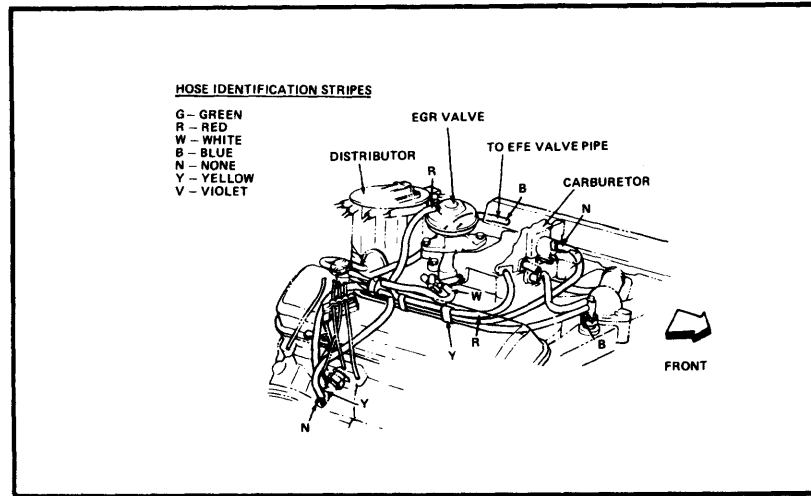


**Fig. 8 231" (VIN 3); Turbo 4-Bbl.; Federal & Calif.;
All Trans. (Riviera)**

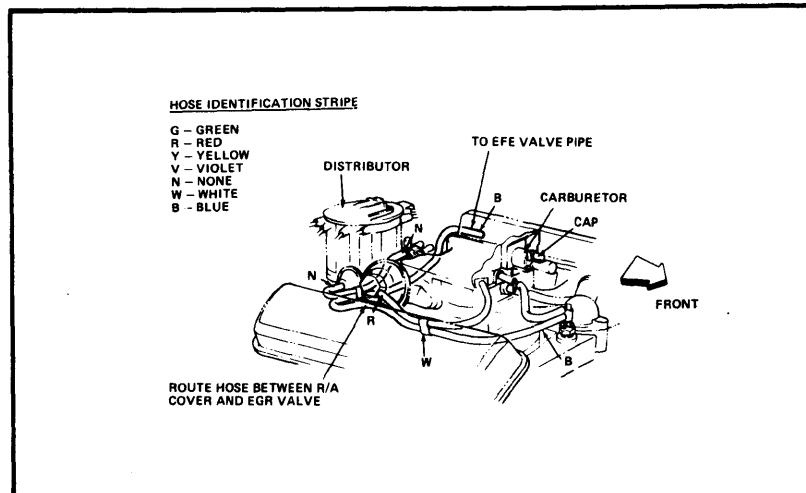


**Fig. 9 301" (VIN Y); 2-Bbl.; Federal; Non A/C;
All Trans. (LeSabre, Estate Wagon, Century & Regal)**

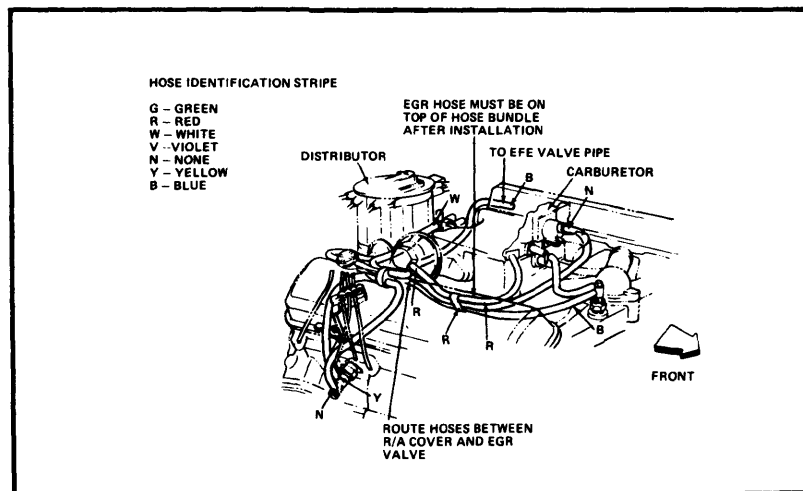
1979 EXHAUST EMISSION SYSTEMS Buick Vacuum Diagrams (Cont.)



**Fig. 10 301" (VIN Y); 2-Bbl. Federal; A/C;
All Trans. (LeSabre, Estate Wagon, Century & Regal)**

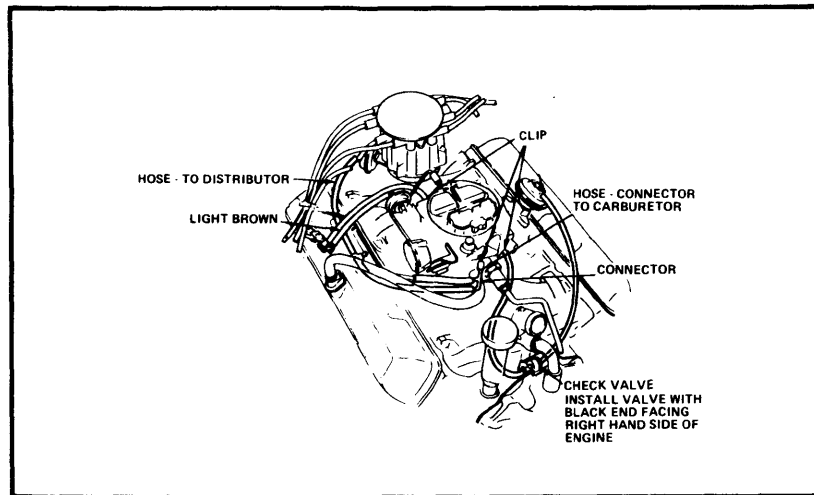


**Fig. 11 301" (VIN W); 4-Bbl.; Federal; Non A/C
All Trans. (Century & Regal)**

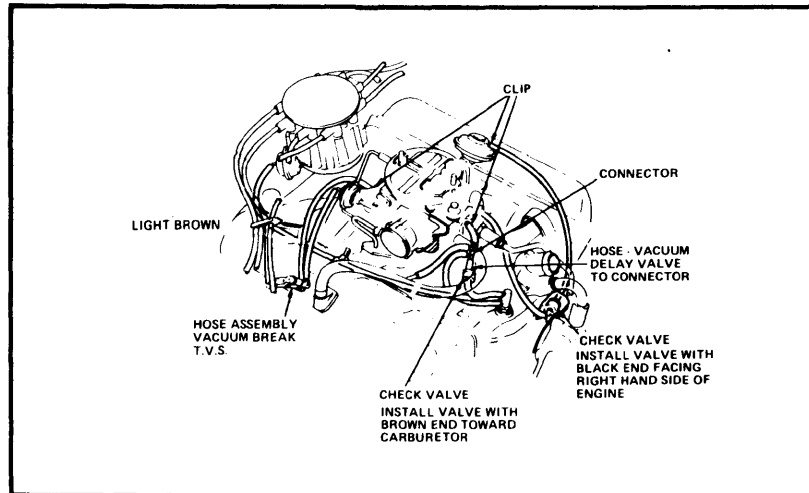


**Fig. 12 301" (VIN W); 4-Bbl.; Federal; A/C;
All Trans. (Century & Regal)**

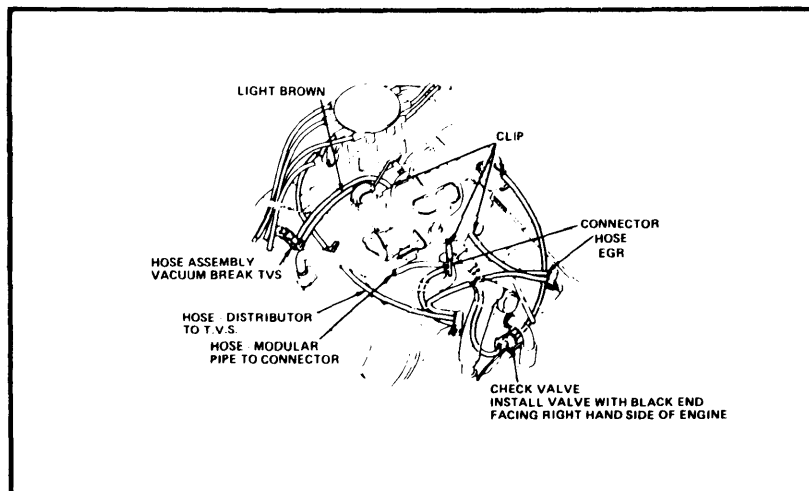
1979 EXHAUST EMISSION SYSTEMS Buick Vacuum Diagrams (Cont.)



**Fig. 16 403" (VIN K); 4-Bbl.; Federal;
Auto. Trans. (LeSabre, Estate Wagon, Electra)**



**Fig. 17 350" & 403" (VIN R & K); 4-Bbl.; Altitude;
Auto. Trans. (LeSabre, Estate Wagon, Electra)**



**Fig. 18 350" & 403" (VIN R & K); 4-Bbl.; Calif.
Auto. Trans. (LeSabre, Estate Wagon, Electra)**

1979 EXHAUST EMISSION SYSTEMS Cadillac Vacuum Diagrams

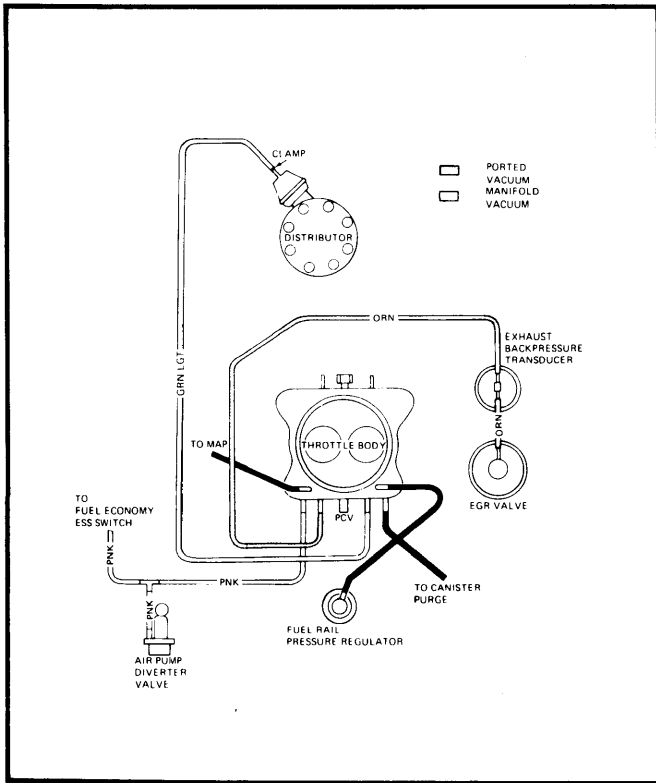


Fig. 19 350" E.F.I.; Federal (Eldorado, Seville)

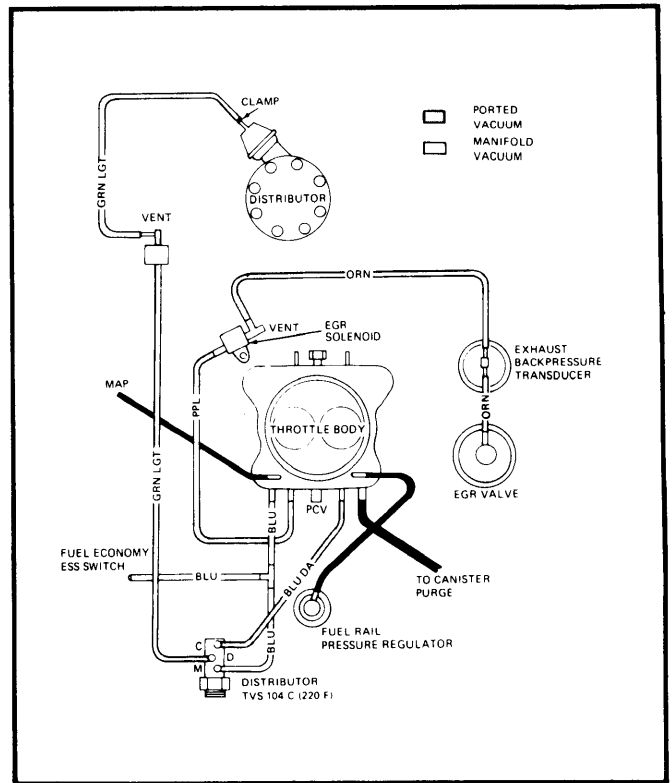


Fig. 21 350" E.F.I.; Calif. (Seville)

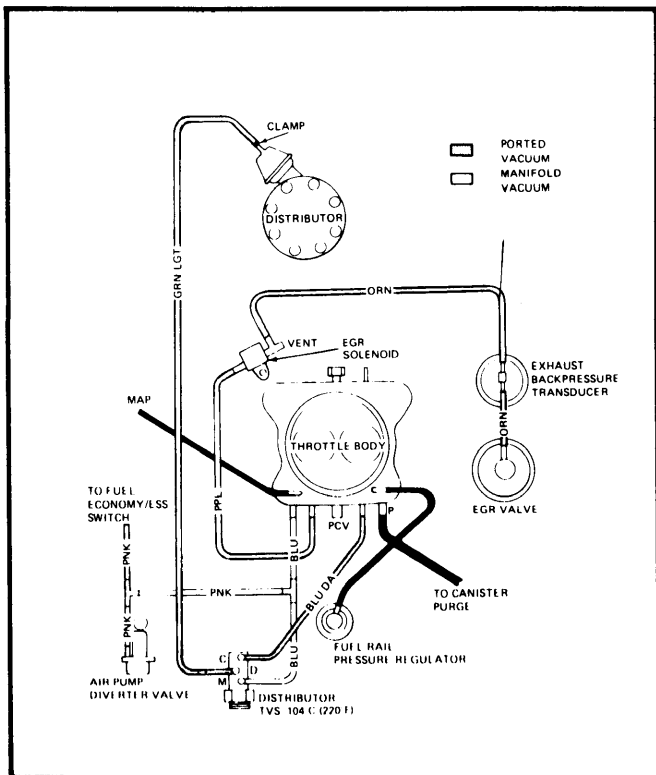


Fig. 20 350" E.F.I.; Calif. (Eldorado)

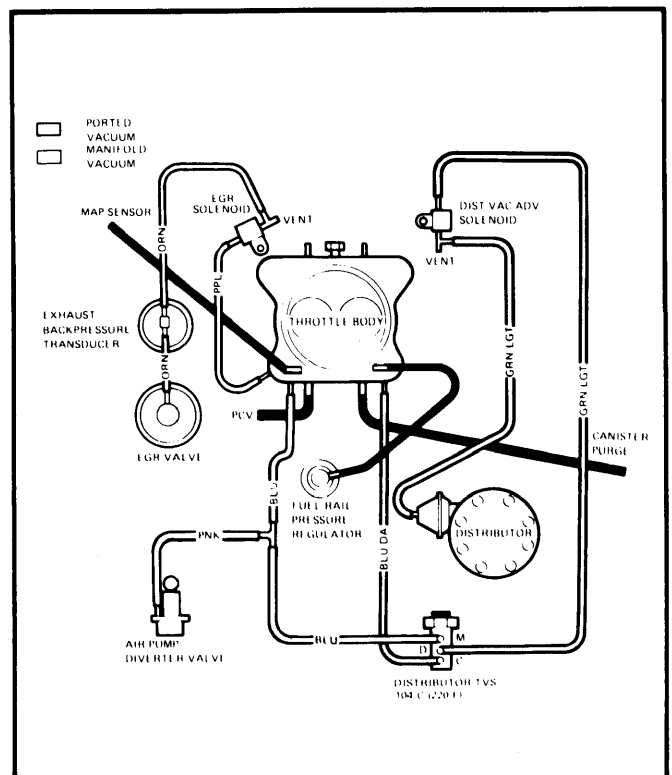


Fig. 22 425" E.F.I.; Calif. (DeVil, Brougham)

1979 EXHAUST EMISSION SYSTEMS Cadillac Vacuum Diagrams (Cont.)

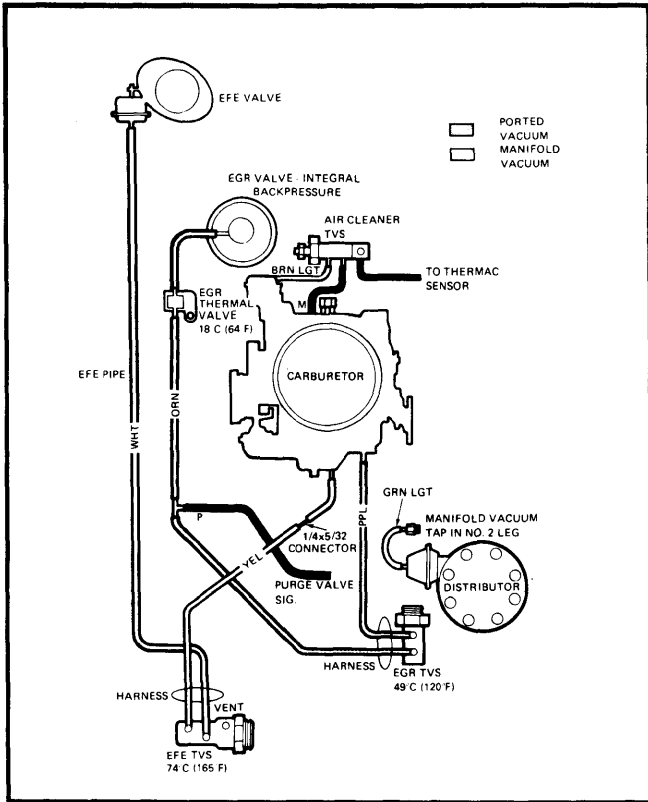


Fig. 23 425" 4-Bbl.; Federal (DeVilbiss, Brougham)

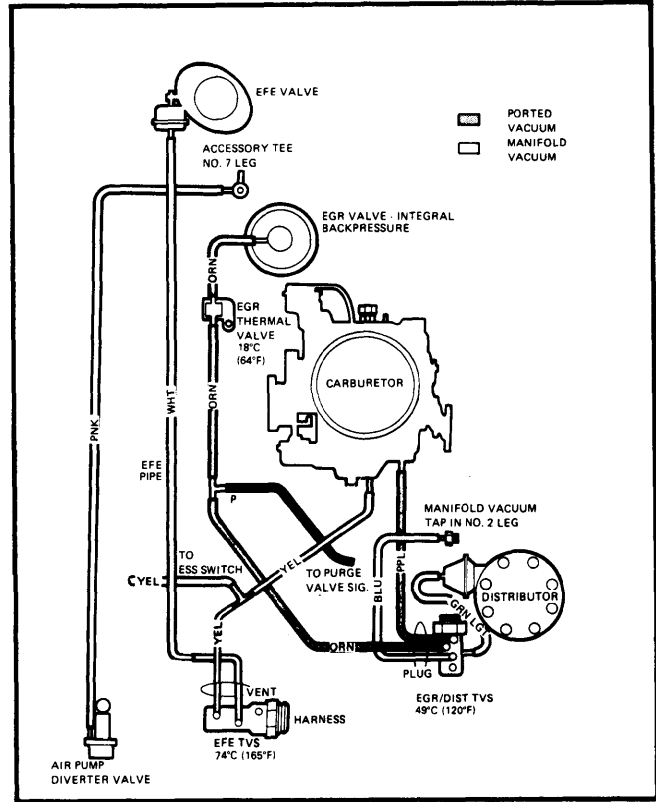


Fig. 25 425" 4-Bbl.; Calif. (DeVilbiss, Brougham)

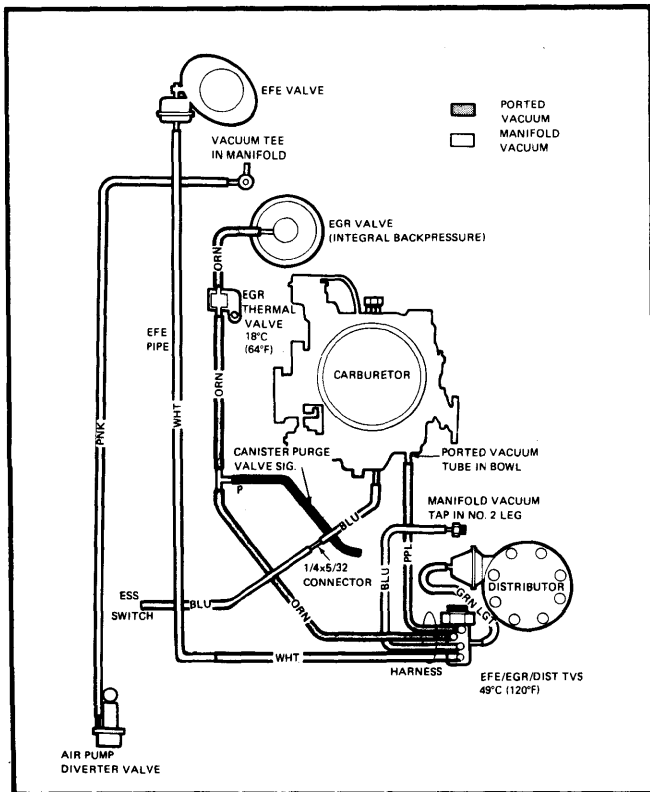


Fig. 24 425" 4-Bbl.; Federal (Limousine, Commercial)

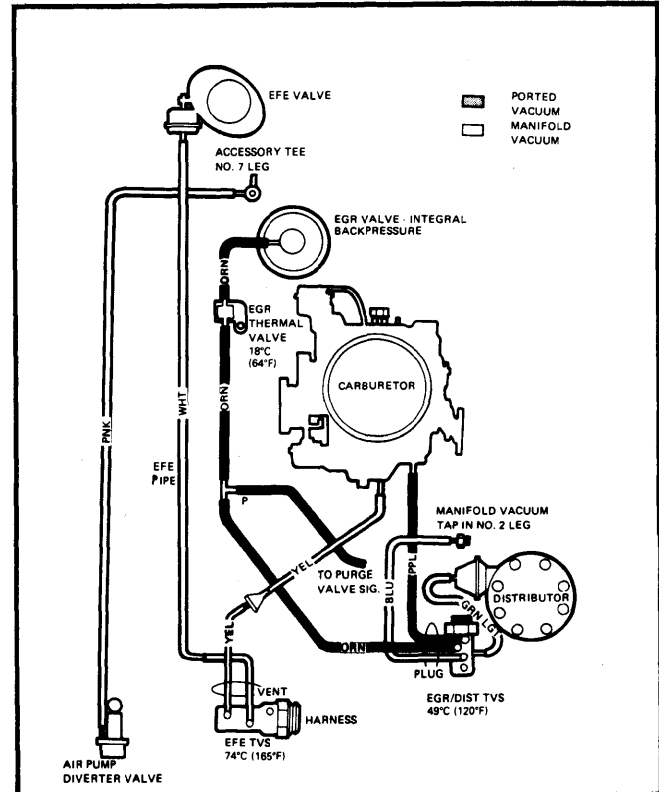


Fig. 26 425" 4-Bbl.; Altitude (DeVilbiss, Brougham)

1979 EXHAUST EMISSION SYSTEMS Chevrolet Vacuum Diagrams

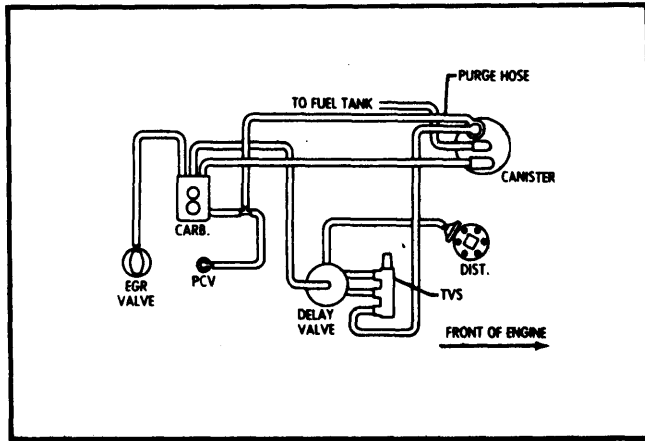


Fig. 27 1.6L; 2-Bl.; Federal; All Trans. (Chevette)

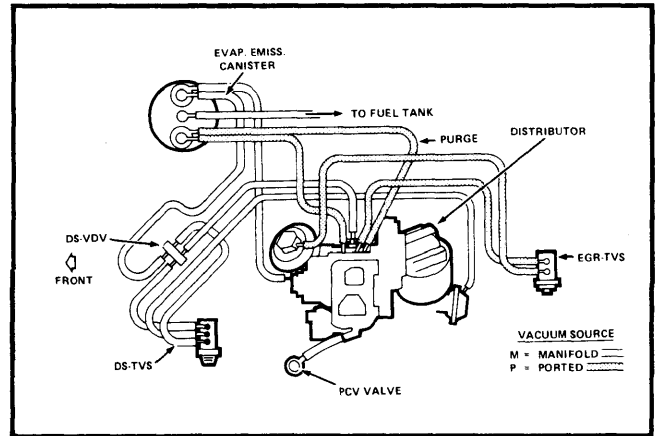


Fig. 30 151" (VIN V); 2-Bl.; Federal Man. Trans. & Auto. Trans. without A/C (Monza)

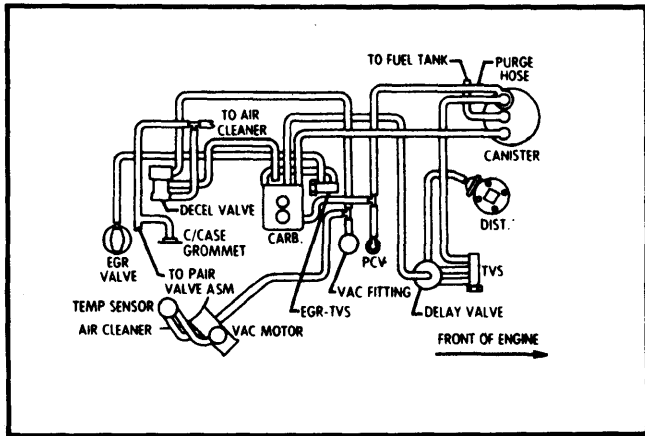


Fig. 28 1.6L; 2-Bl.; Altitude; All Trans. (Chevette)

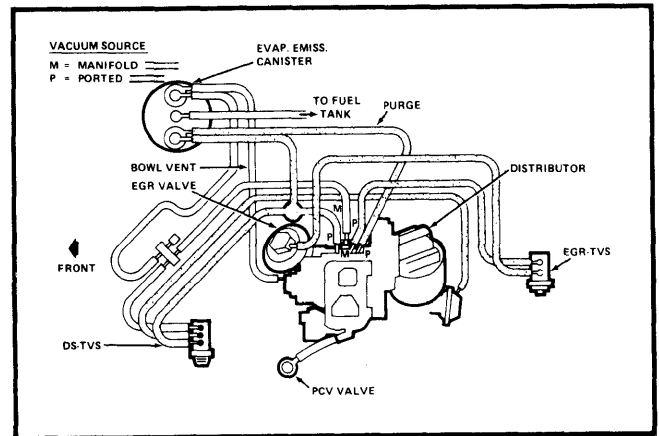


Fig. 31 151" (VIN V); 2-Bl.; Federal Auto. Trans. with A/C (Monza)

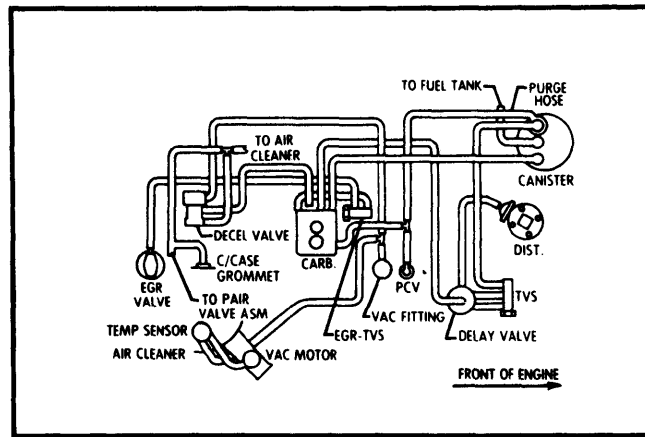


Fig. 29 1.6L; 2-Bl.; Calif.; All Trans. (Chevette)

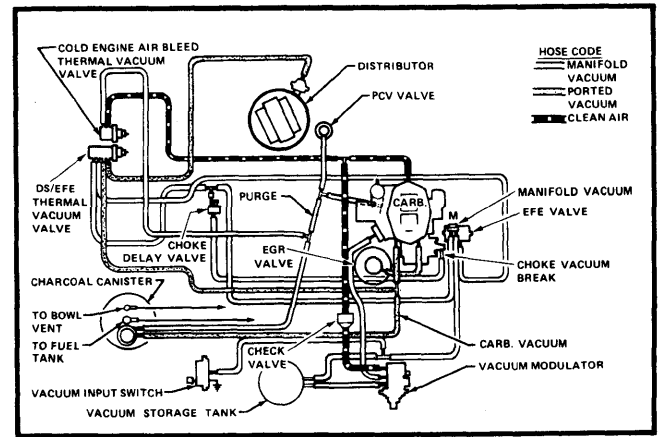


Fig. 32 151" (VIN 1); 2-Bl.; Calif. (Monza)

1979 EXHAUST EMISSION SYSTEMS Chevrolet Vacuum Diagrams (Cont.)

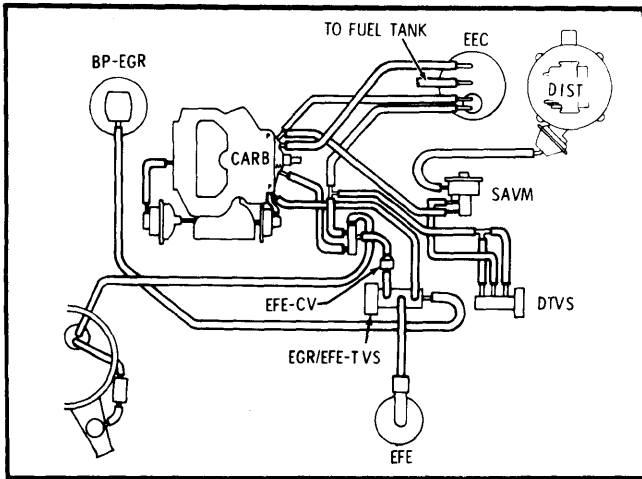


Fig. 33 196" & 231" (VIN C & A); 2-Bbl.; Federal Auto. Trans. (All Models)

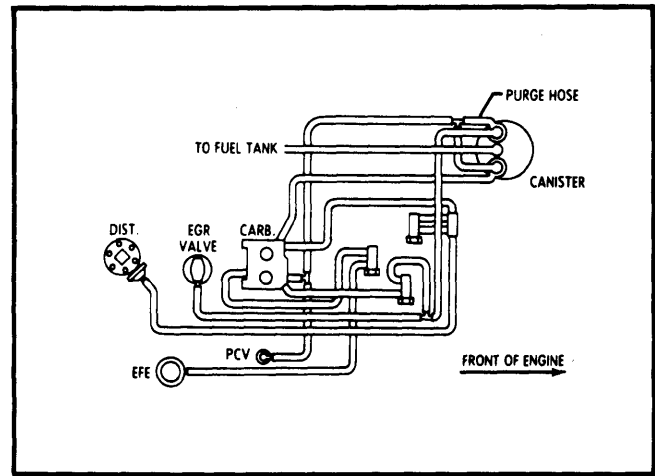


Fig. 36 200"; 2-Bbl.; Federal Man. Trans. (All Models)

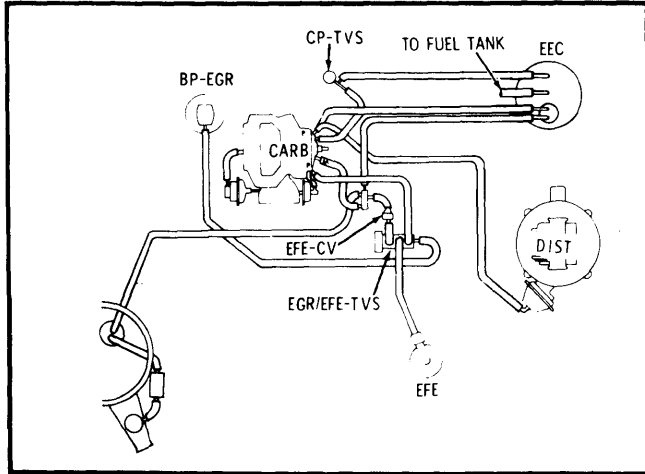


Fig. 34 196" & 231" (VIN C & A); 2-Bbl.; Federal Man. Trans. (All Models)

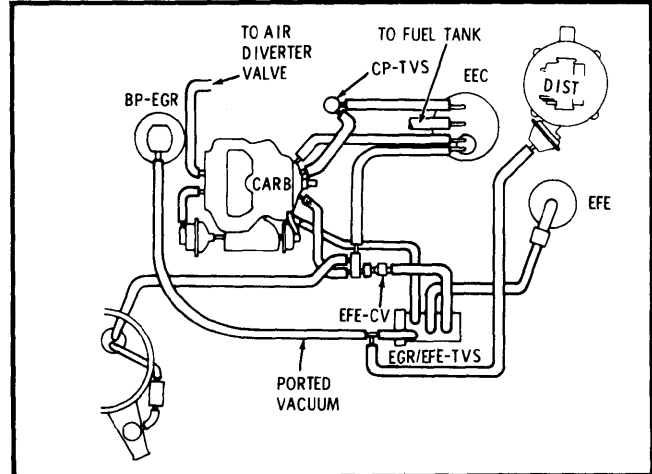


Fig. 37 231" (VIN A); 2-Bbl.; Calif. Auto. Trans. (All Models)

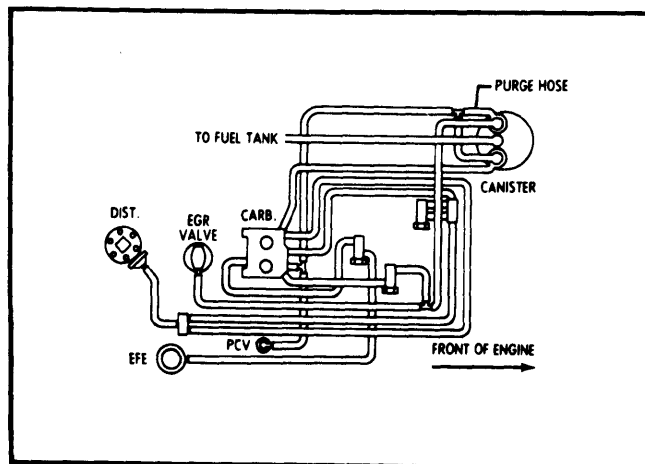


Fig. 35 200"; 2-Bbl.; Federal Auto. Trans. (All Models)

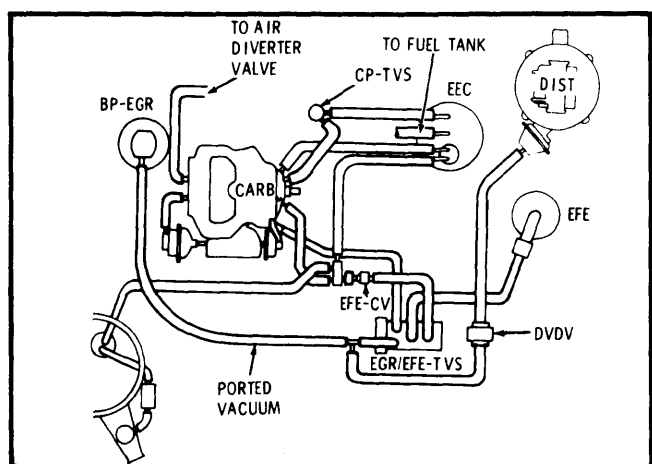


Fig. 38 231" (VIN A); 2-Bbl.; Calif. Man. Trans. (Monza)

1979 EXHAUST EMISSION SYSTEMS Chevrolet Vacuum Diagrams (Cont.)

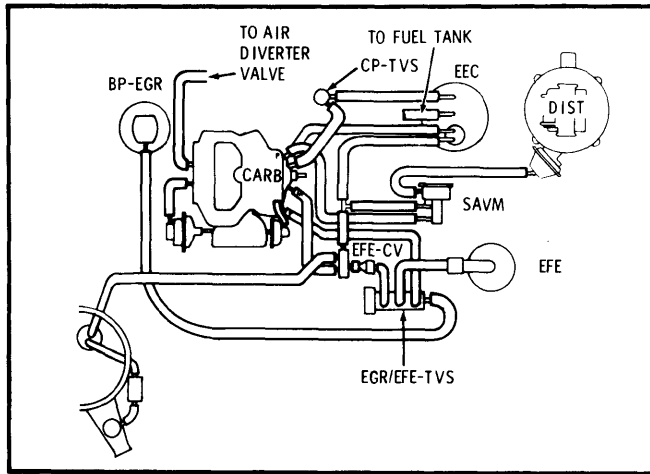


Fig. 39 231" (VIN A); 2-Bbl.; Altitude Auto. Trans. (All Models)

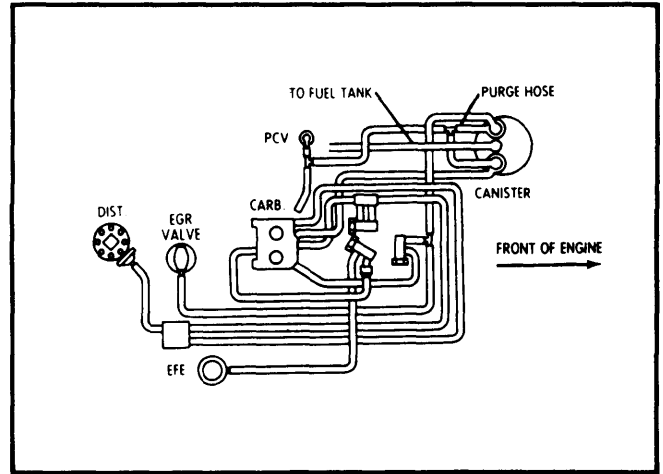


Fig. 42 267"; 2-Bbl.; Federal; All Trans. (All Models)

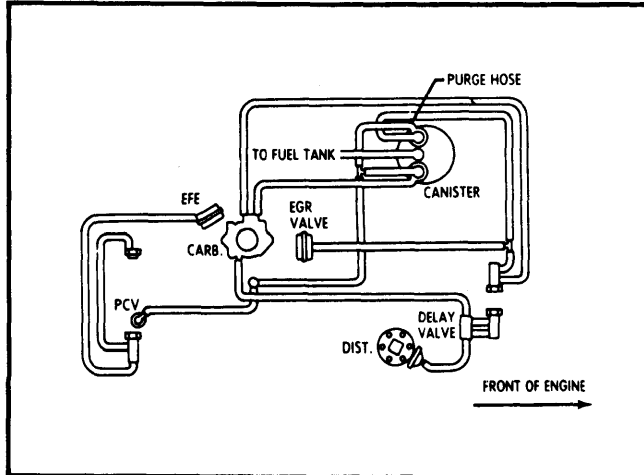


Fig. 40 250"; 1-Bbl.; Federal; All Trans. (All Models)

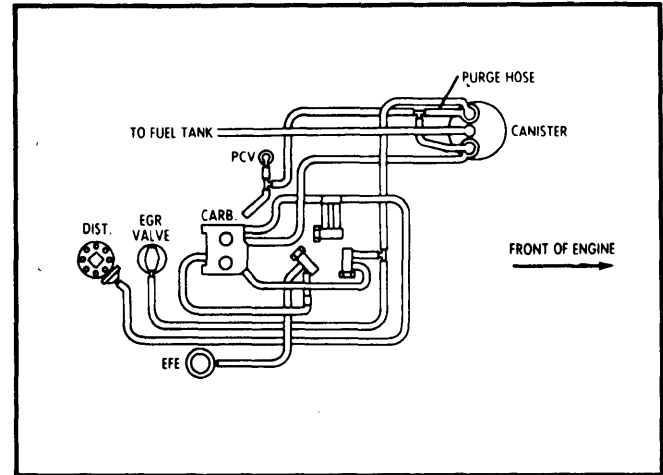


Fig. 43 305" (VIN G); 2-Bbl.; Federal All Trans. (Camaro, Nova, Caprice, Impala)

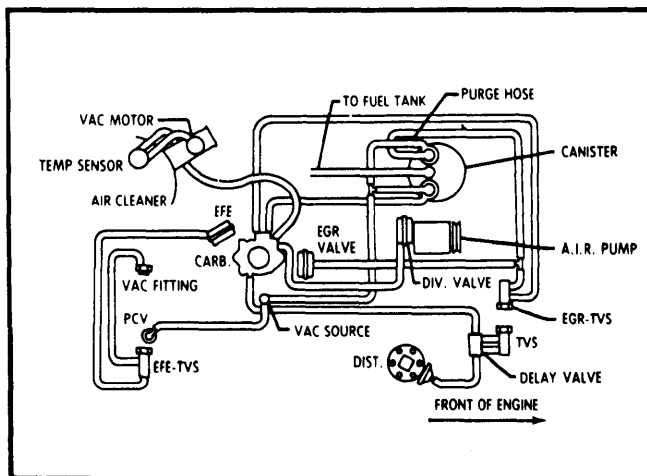


Fig. 41 250"; 1-Bbl.; Calif.; All Trans. (All Models)

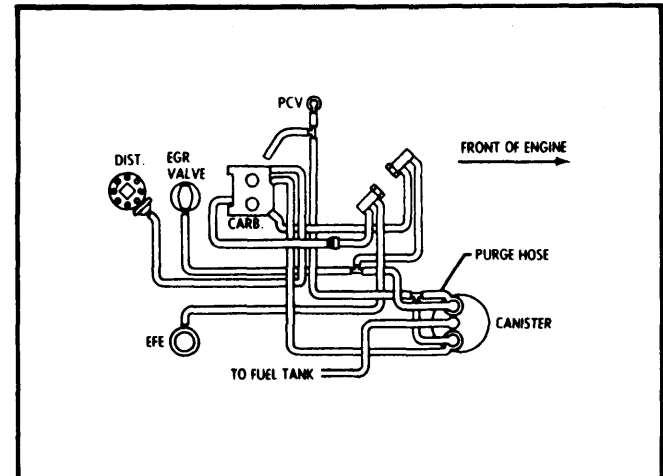


Fig. 44 305" (VIN G); 2-Bbl.; Federal All Trans. (Monza)

1979 EXHAUST EMISSION SYSTEMS Chevrolet Vacuum Diagrams (Cont.)

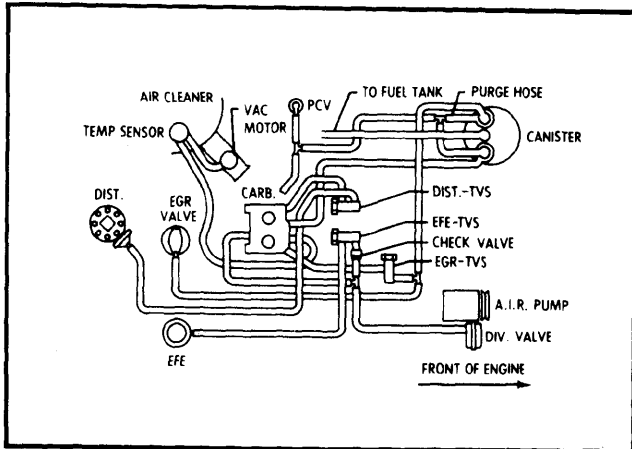


Fig. 45 305" (VIN G); 2-Bbl.; Calif.
All Trans. (Camaro, Nova, Caprice, Impala)

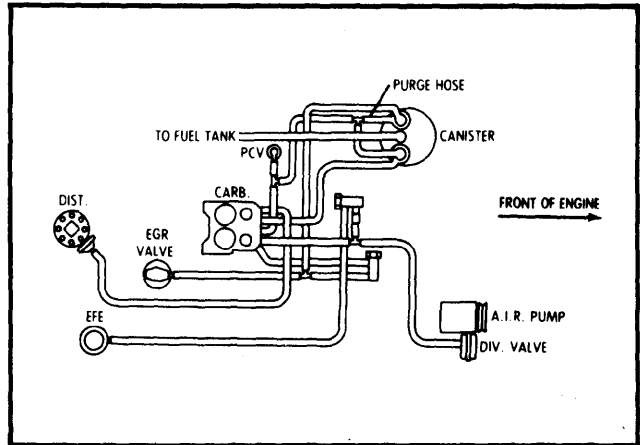


Fig. 48 305" & 350" (VIN H & L); 4-Bbl. Altitude
Auto. Trans. (El Camino, Malibu, Monte Carlo, Caprice,
Impala)

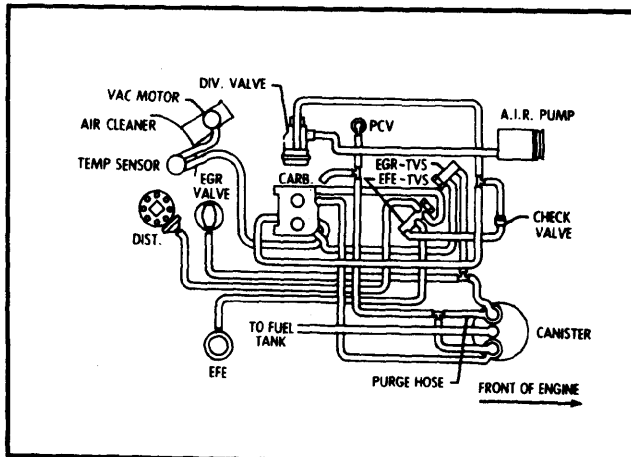


Fig. 46 305" (VIN G); 2-Bbl.; Calif.
Auto. Trans. (Monza)

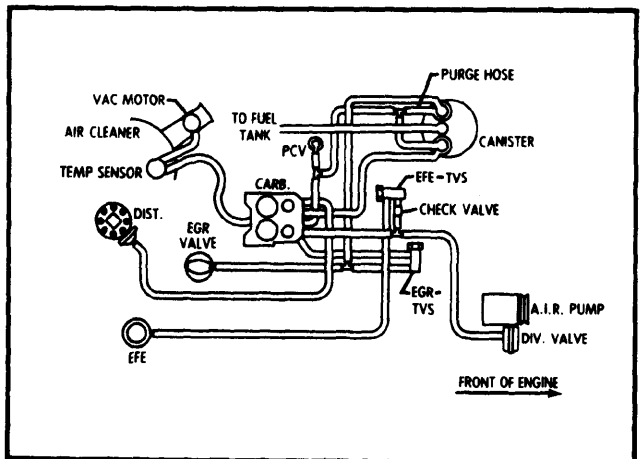


Fig. 49 305" & 350" (VIN H & L); 4-Bbl. Calif.
Auto. Trans. (El Camino, Malibu, Monte Carlo, Caprice,
Impala)

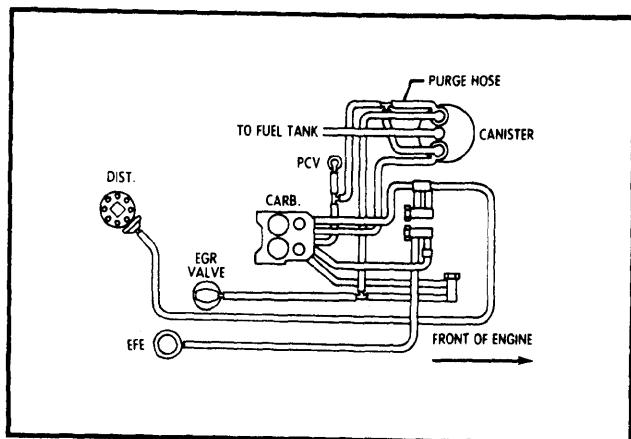


Fig. 47 305" (VIN H); 4-Bbl.; Federal
Auto. Trans. (Caprice, Impala)

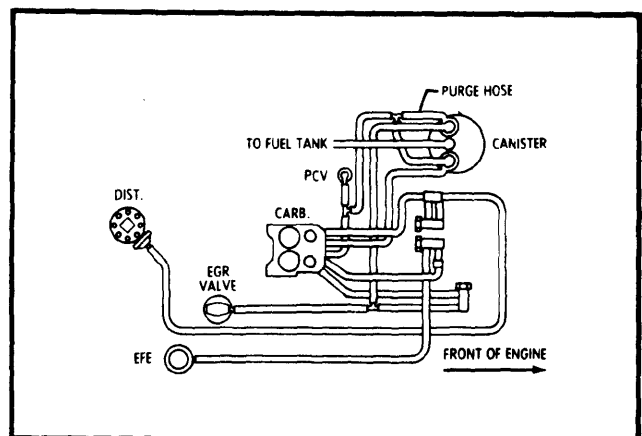


Fig. 50 350" (VIN L); 4-Bbl. Federal
Auto. Trans. (El Camino, Malibu, Monte Carlo, Caprice,
Impala)

1979 EXHAUST EMISSION SYSTEMS Chevrolet Vacuum Diagrams (Cont.)

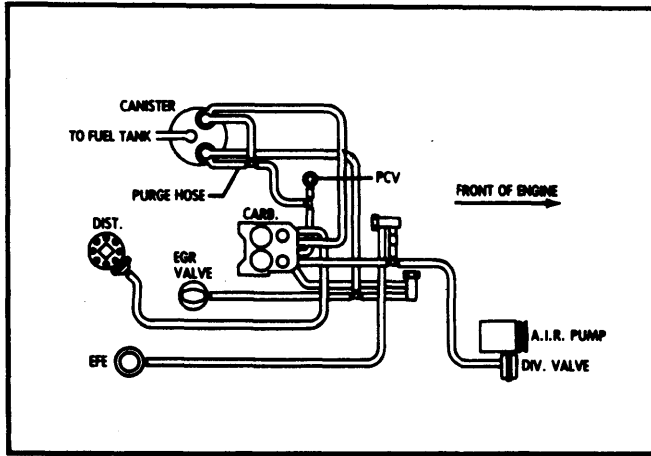


Fig. 51 350" (VIN 8); 4-Bbl. Federal All Trans. (Corvette)

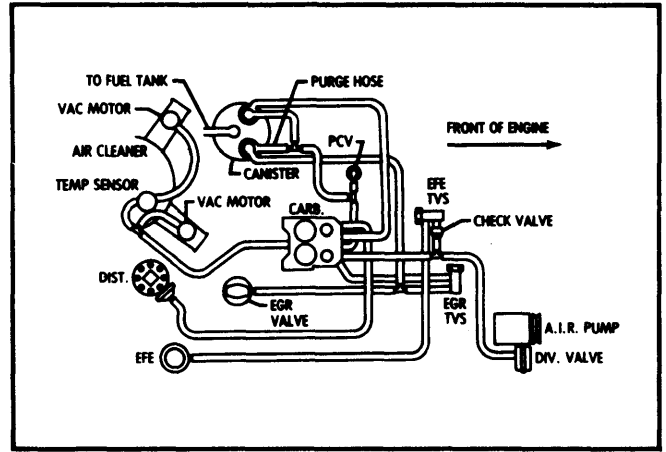


Fig. 53 350" (VIN 8); 4-Bbl. Calif. Auto. Trans. (Corvette)

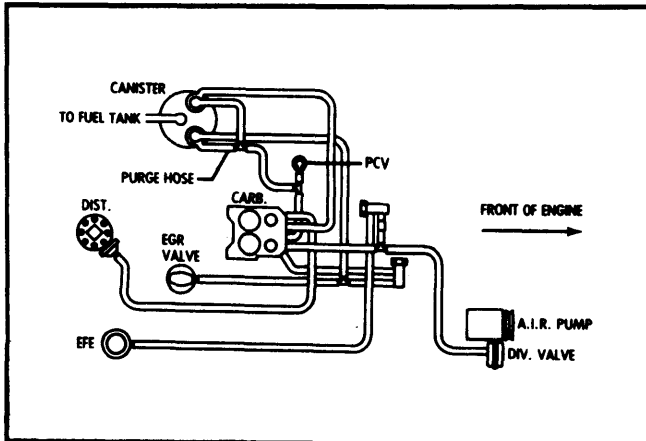


Fig. 52 350" (VIN 8); 4-Bbl. Altitude All Trans. (Corvette)

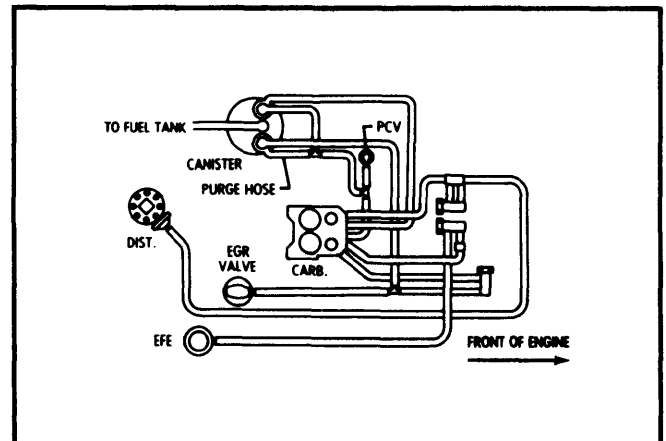


Fig. 54 350" (VIN 4); 4-Bbl. Federal All Trans. (Corvette)

Oldsmobile Vacuum Diagrams

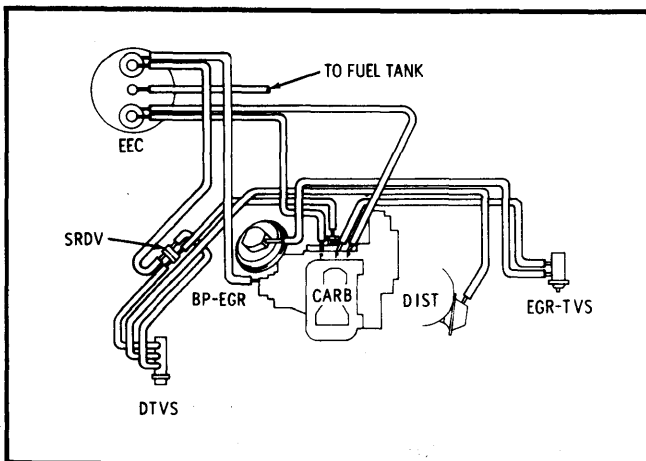


Fig. 55 151" (VIN V); 2-Bbl.; Federal Man. Trans. & Auto. Trans. without A/C (Starfire)

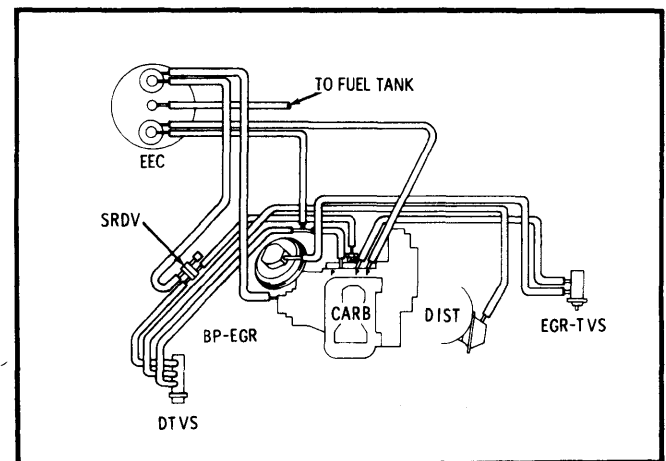


Fig. 56 151" (VIN V); 2-Bbl.; Federal Auto. Trans. with A/C (Starfire)

1979 EXHAUST EMISSION SYSTEMS Oldsmobile Vacuum Diagrams (Cont.)

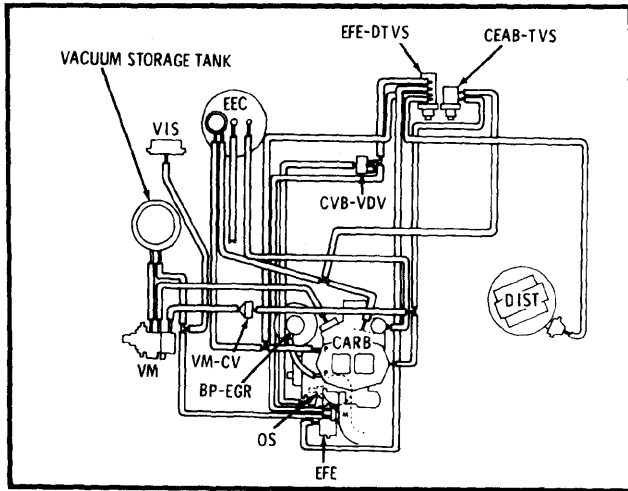


Fig. 57 151" (VIN 1); 2-Bbl.; Calif. All Trans. (Starfire)

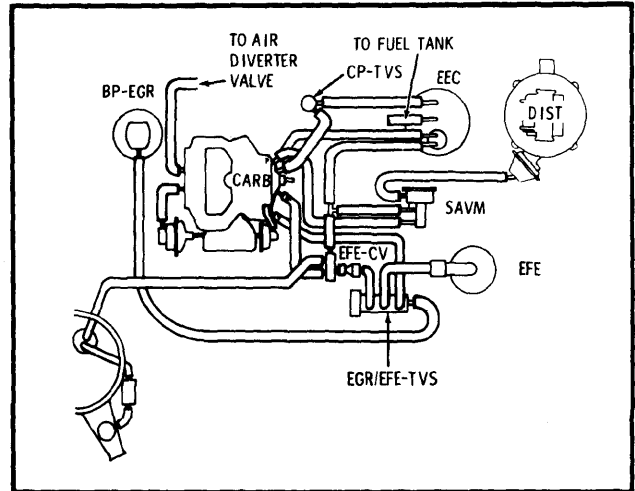


Fig. 60 231" (VIN A); 2-Bbl.; Auto. Trans. Calif. (Omega, 88); Altitude (Starfire, Cutlass)

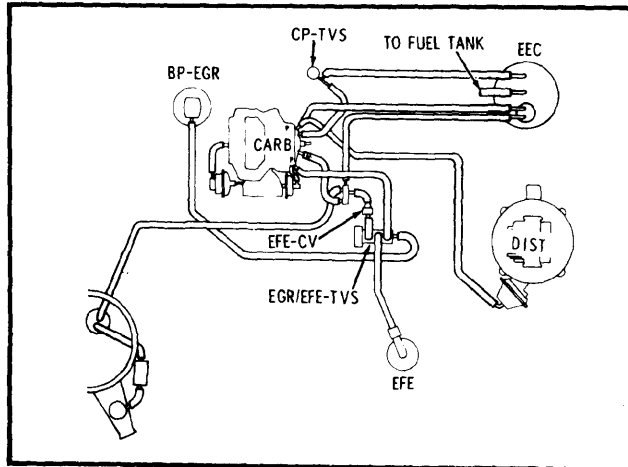


Fig. 58 231" (VIN A); 2-Bbl.; Federal Man. Trans. (Starfire, Omega, Cutlass)

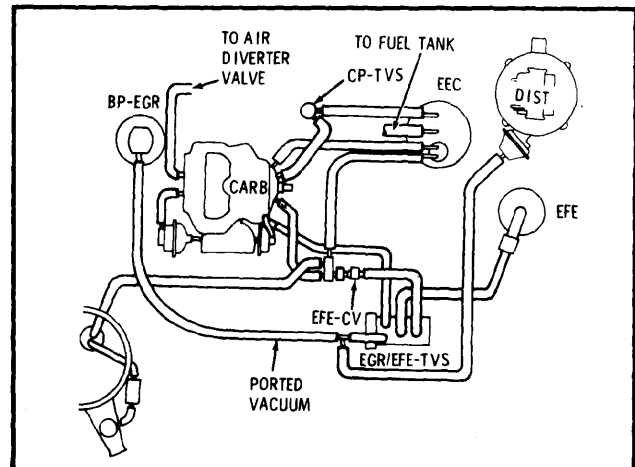


Fig. 61 231" (VIN A); 2-Bbl.; Calif. Auto. Trans. (Starfire, Cutlass)

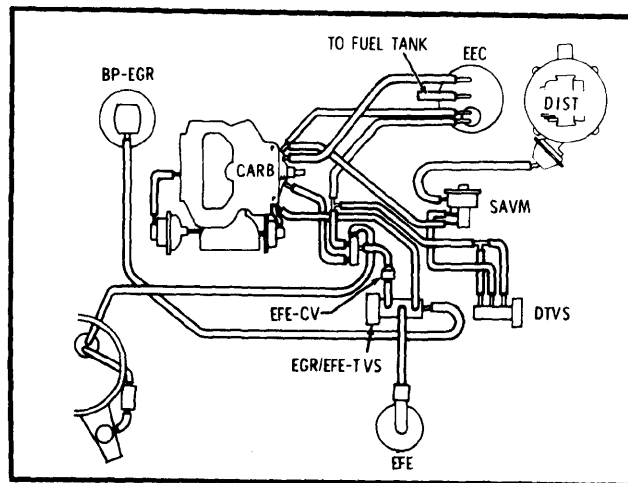


Fig. 59 231" (VIN A); 2-Bbl.; Federal Auto. Trans. (Starfire, Omega, Cutlass, 88)

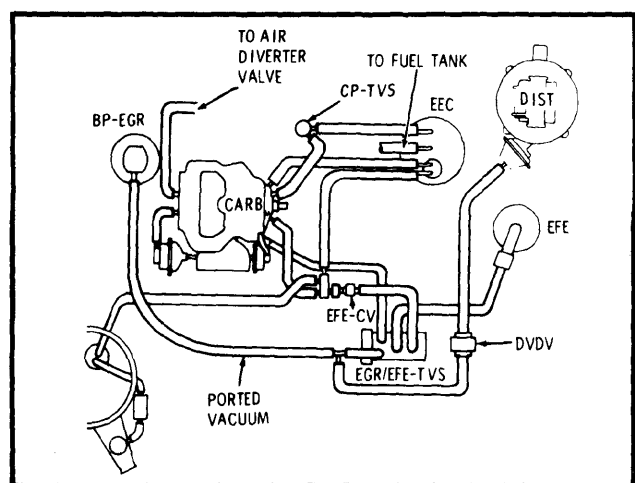


Fig. 62 231" (VIN A); 2-Bbl.; Calif. Man. Trans. (Starfire)

1979 EXHAUST EMISSION SYSTEMS Oldsmobile Vacuum Diagrams (Cont.)

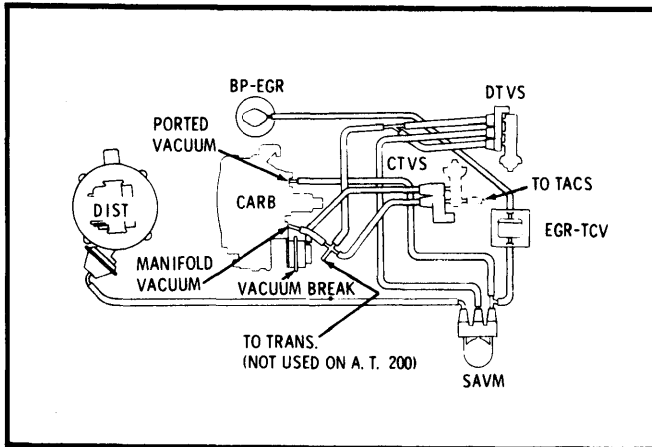


Fig. 63 260" (VIN F); 2-Bbl.; Federal Auto. Trans. (Cutlass, 88)

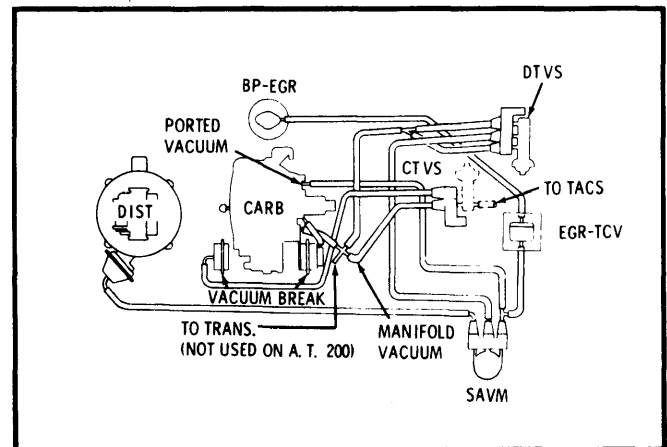


Fig. 66 260" (VIN F); 2-Bbl.; Altitude Auto. Trans. (Cutlass)

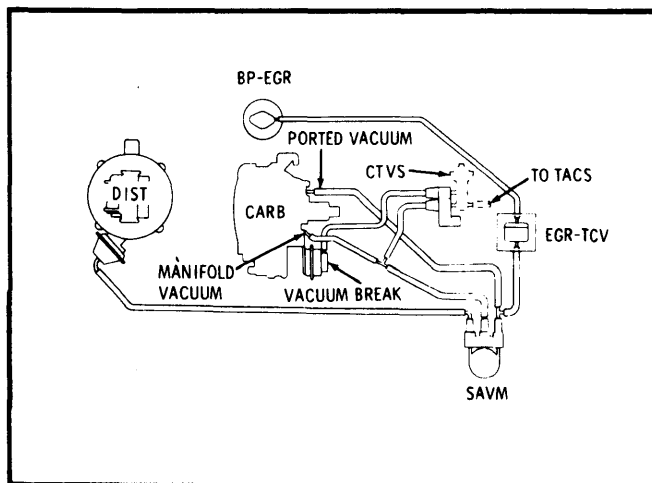


Fig. 64 260" (VIN F); 2-Bbl.; Federal Man. Trans. (Cutlass)

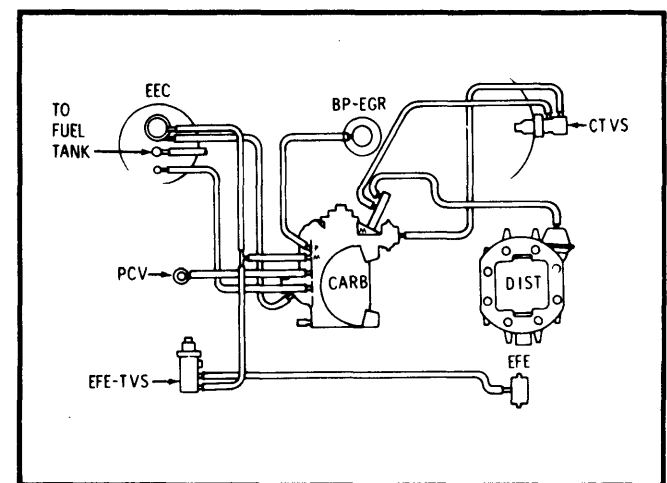


Fig. 67 301" (VIN Y); 2-Bbl.; Federal Auto. Trans. without A/C (88)

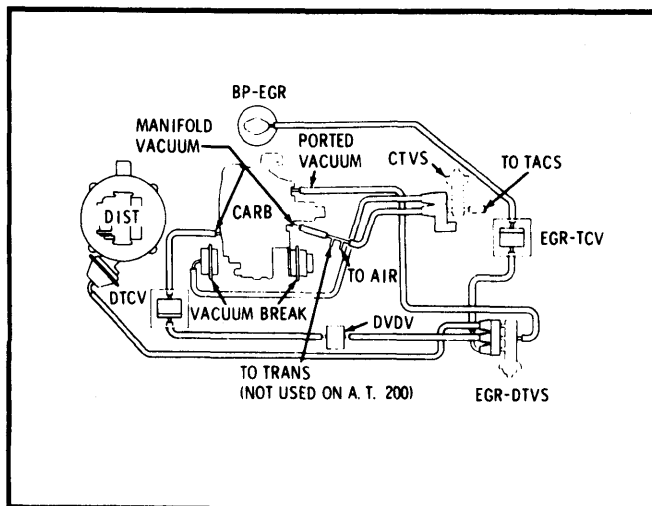


Fig. 65 260" (VIN F); 2-Bbl.; Calif. Auto. Trans. (Cutlass)

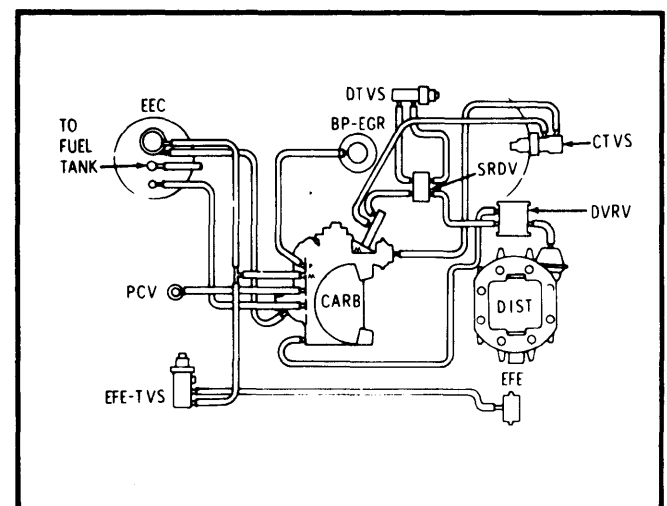


Fig. 68 301" (VIN Y); 2-Bbl.; Federal Auto. Trans. with A/C (88)

1979 EXHAUST EMISSION SYSTEMS Oldsmobile Vacuum Diagrams (Cont.)

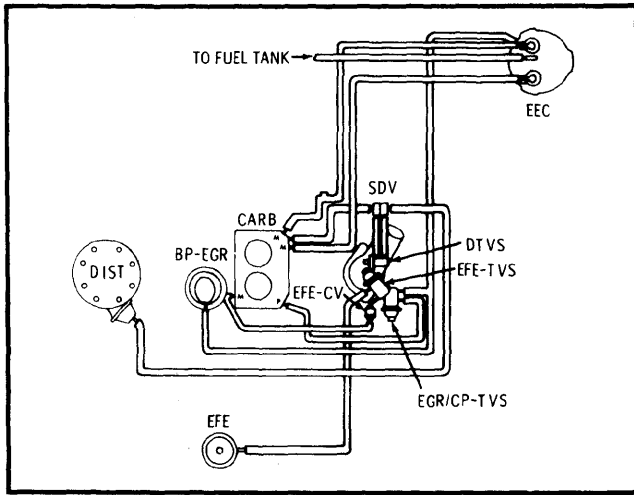


Fig. 69 305" (VIN G); 2-Bbl.; Federal All Trans. (Omega)

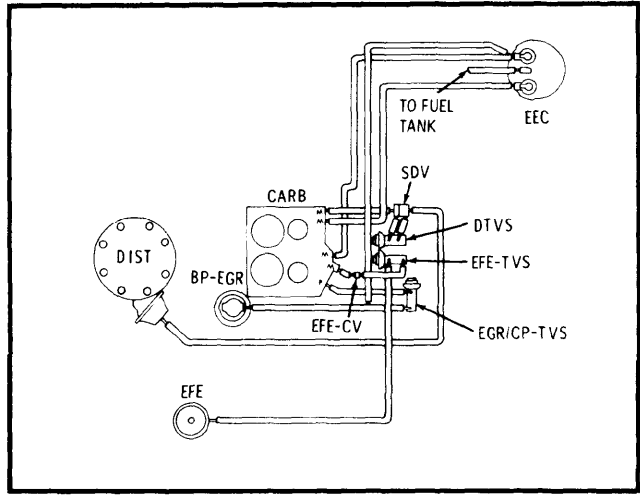


Fig. 72 305" (VIN H); 4-Bbl.; Federal All Trans. (Cutlass)

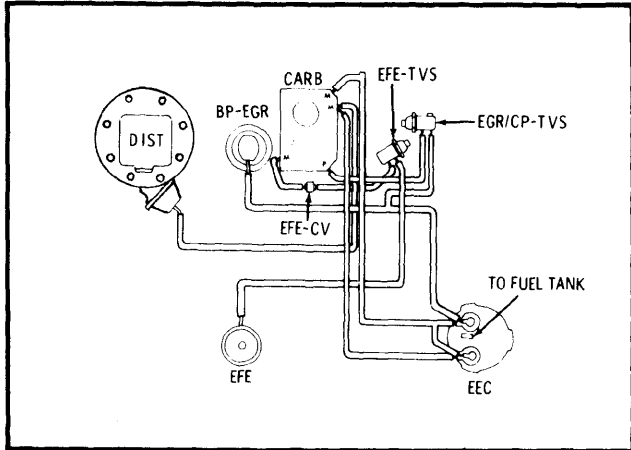


Fig. 70 305" (VIN G); 2-Bbl.; Federal All Trans. (Starfire)

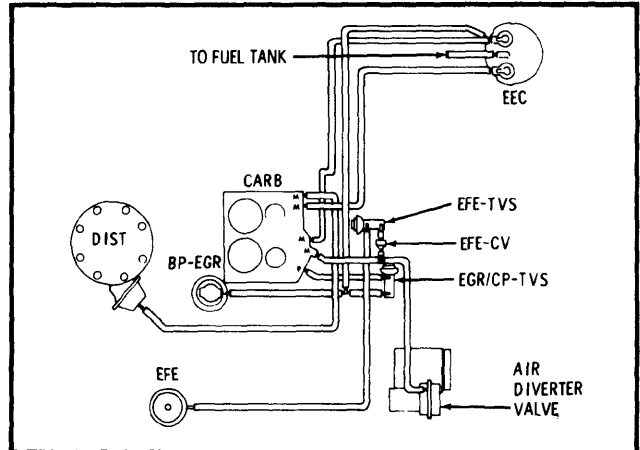


Fig. 73 305" & 350" (VIN H & L); 4-Bbl.; Calif. & Alt. Auto. Trans. (Omega, Cutlass)

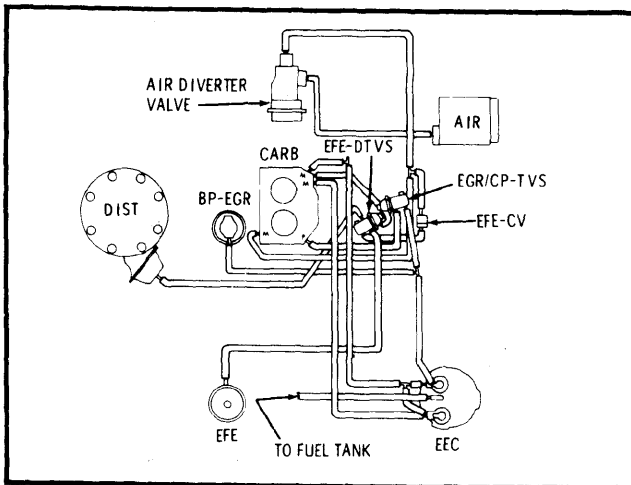


Fig. 71 305" (VIN G); 2-Bbl.; Calif. Auto. Trans. (Starfire)

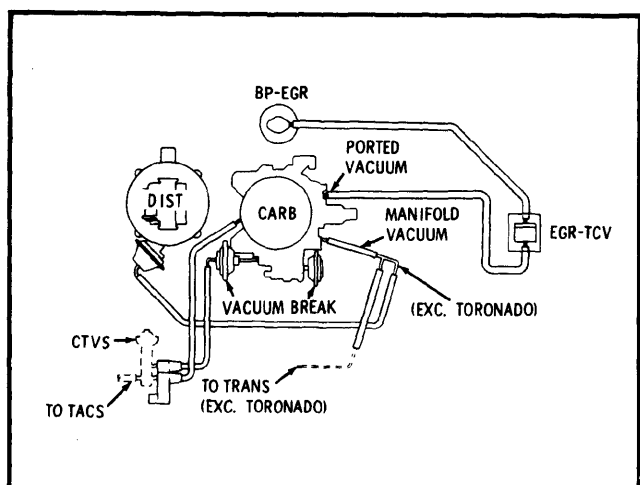


Fig. 74 350" & 403" (VIN R & K); 4-Bbl.; Federal Auto. Trans. (88, Custom Cruiser, 98, Toronado)

1979 EXHAUST EMISSION SYSTEMS Oldsmobile Vacuum Diagrams (Cont.)

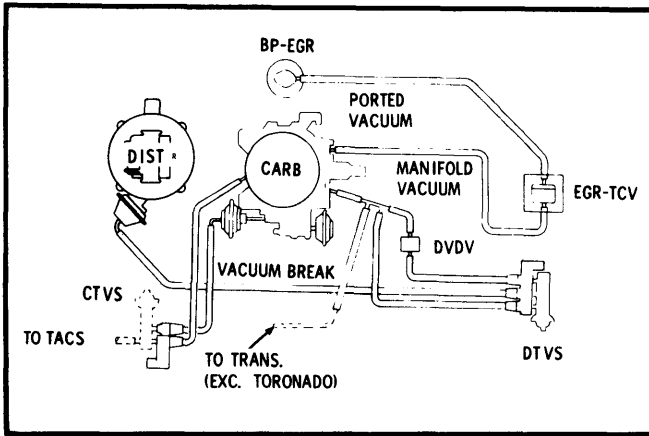


Fig. 75 350" & 403" (VIN R & K); 4-Bbl.; Altitude Auto. Trans. (88, Custom Cruiser, 98, Toronado)

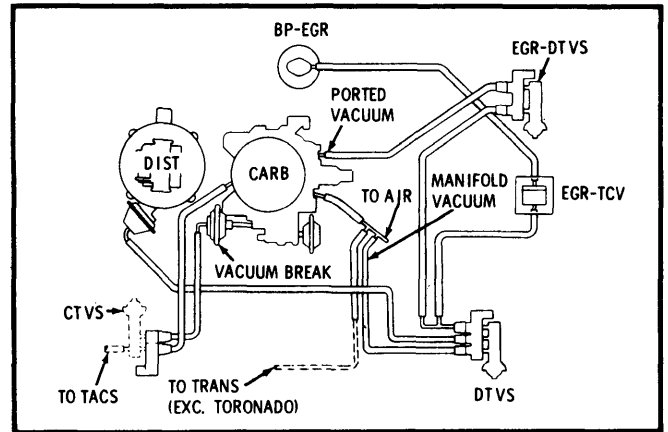


Fig. 76 350" & 403" (VIN R & K); 4-Bbl.; Calif. Auto. Trans. (88, Custom Cruiser, 98, Toronado)

Pontiac Vacuum Diagrams

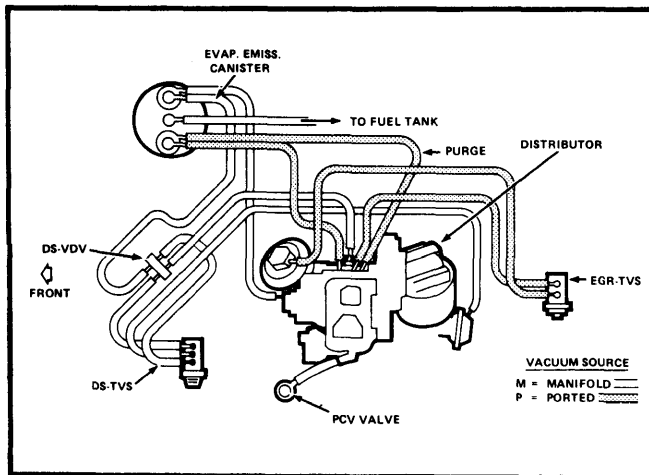


Fig. 77 151" (VIN V); 2-Bbl.; Federal Man. Trans. & Auto. Trans. without A/C (Sunbird)

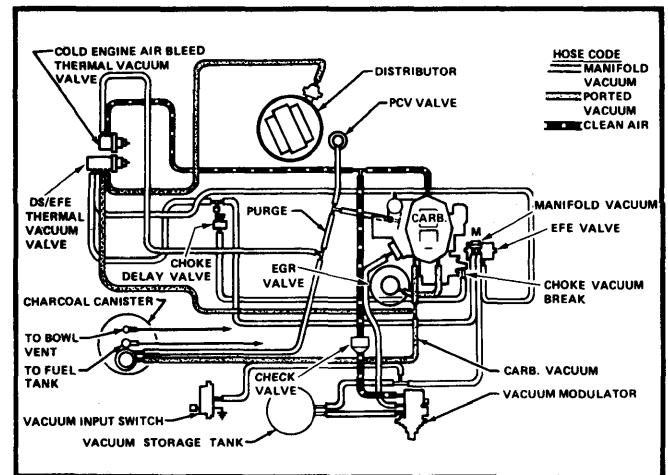


Fig. 79 151" (VIN 1); 2-Bbl.; Calif. All Trans. (Sunbird)

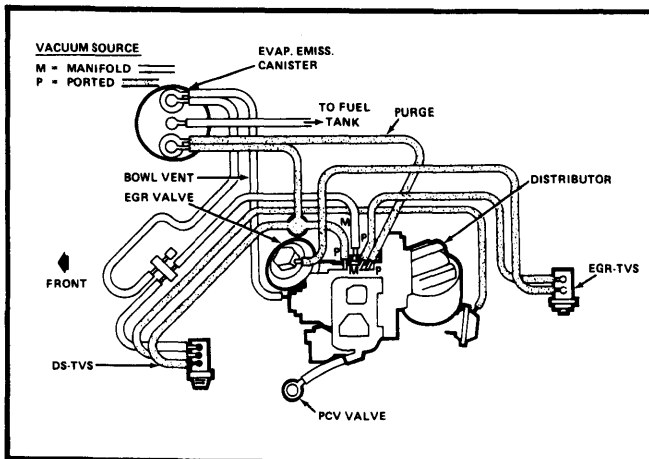


Fig. 78 151" (VIN V); 2-Bbl.; Federal Auto. Trans. with A/C (Sunbird)

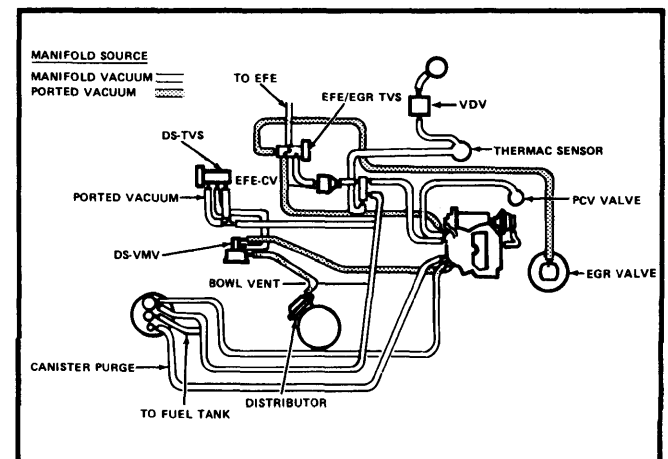


Fig. 80 231" (VIN A); 2-Bbl.; Federal Auto. Trans. (All Models)

1979 EXHAUST EMISSION SYSTEMS Pontiac Vacuum Diagrams (Cont.)

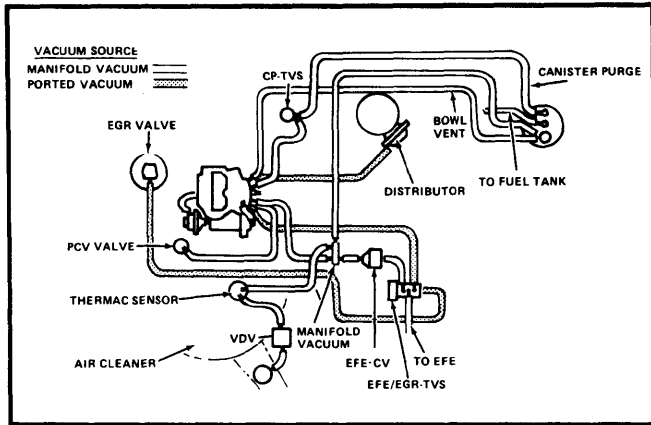


Fig. 81 231" (VIN A); 2-Bl.; Federal Man. Trans. (All Models)

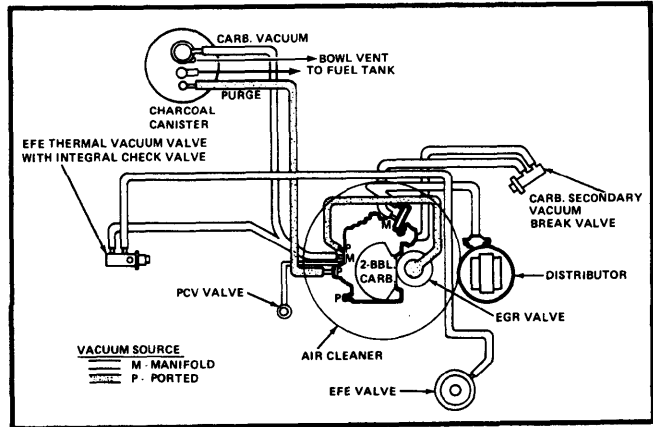


Fig. 84 301" (VIN Y); 2-Bl.; Federal Auto. Trans. without A/C (All Models)

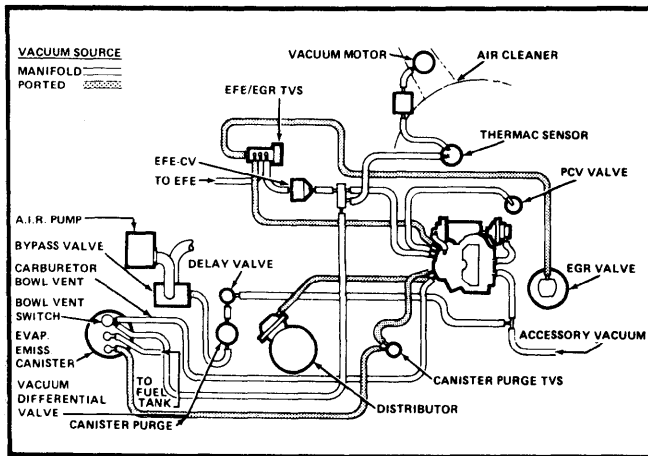


Fig. 82 231" (VIN A); 2-Bl.; Calif. & Alt. Auto. Trans. (All Models)

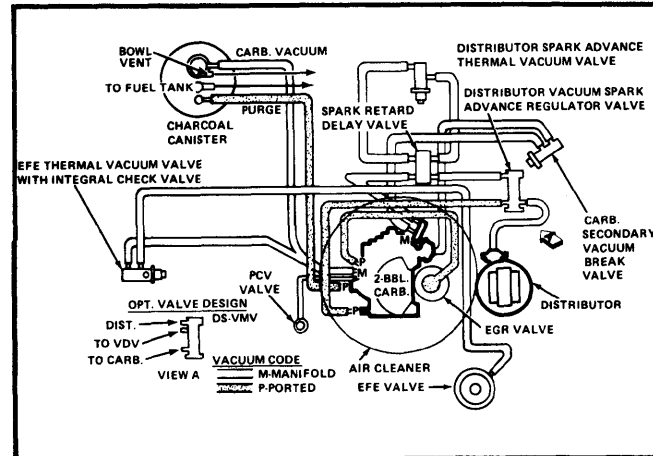


Fig. 85 301" (VIN Y); 2-Bl.; Federal Auto. Trans. with A/C (All Models)

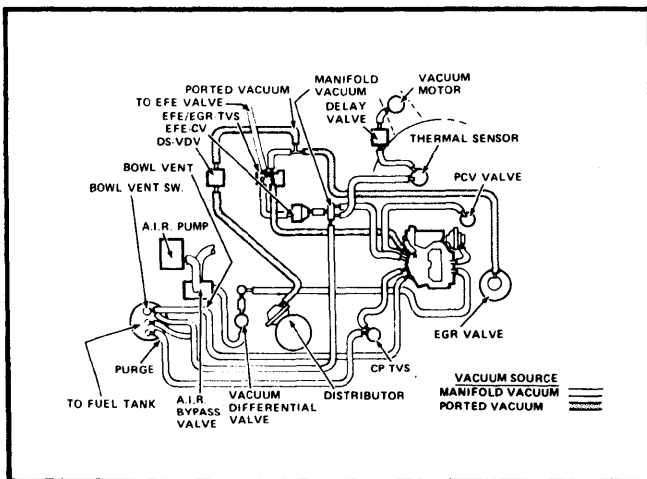


Fig. 83 231" (VIN A); 2-Bl.; Calif. Man. Trans. (Sunbird)

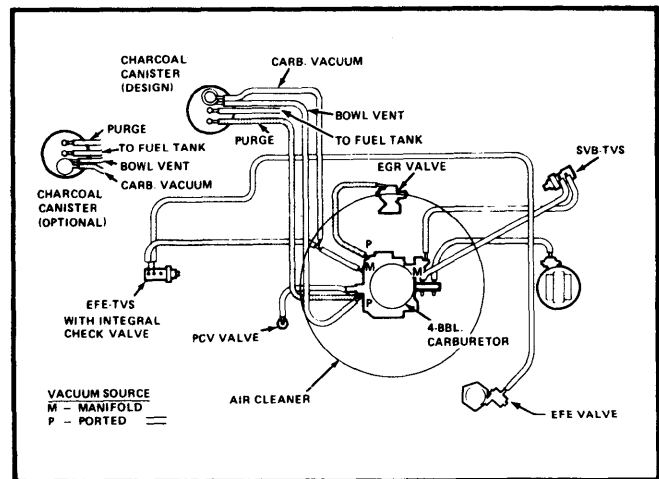


Fig. 86 301" (VIN W); 4-Bl.; Federal Auto. Trans. without A/C (All Models)

1979 EXHAUST EMISSION SYSTEMS Pontiac Vacuum Diagrams (Cont.)

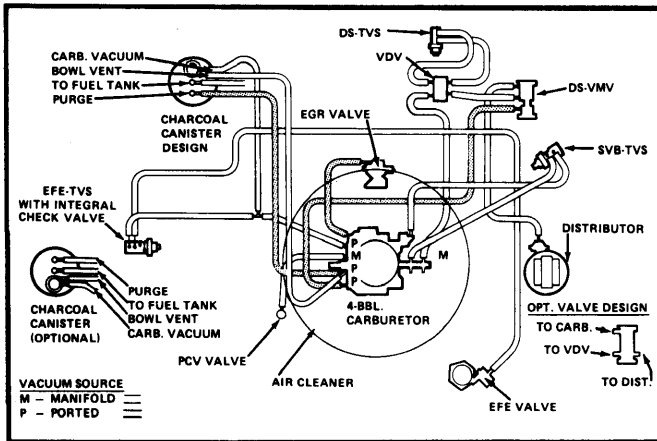


Fig. 87 301" (VIN W); 4-Bbl.; Federal Auto. Trans. with A/C (All Models)

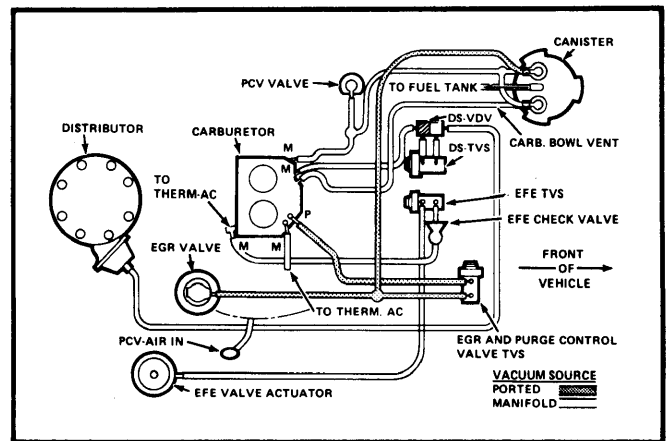


Fig. 90 305" (VIN G); 2-Bbl.; Federal All Trans. (Phoenix)

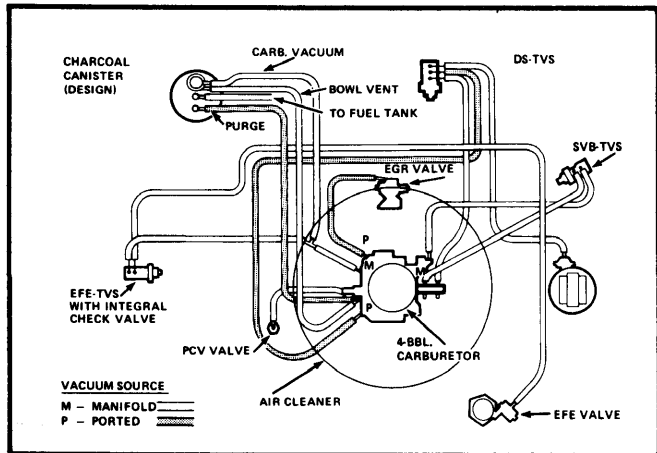


Fig. 88 301" (VIN W); 4-Bbl.; Federal Man. Trans. (LeMans, Grand Prix, Firebird)

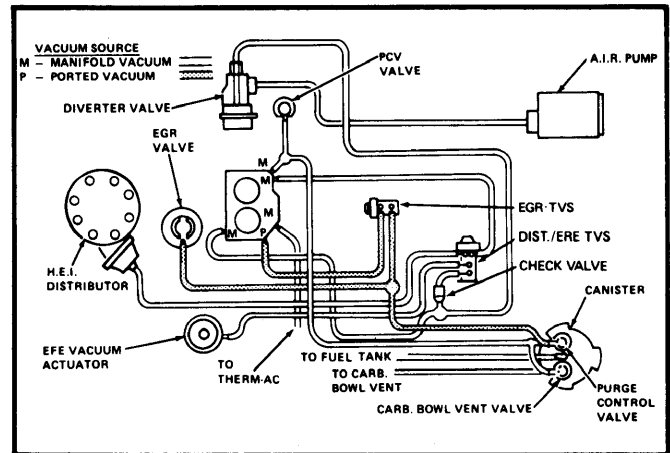


Fig. 91 305" (VIN G); 2-Bbl.; Calif. Auto. Trans. (Sunbird)

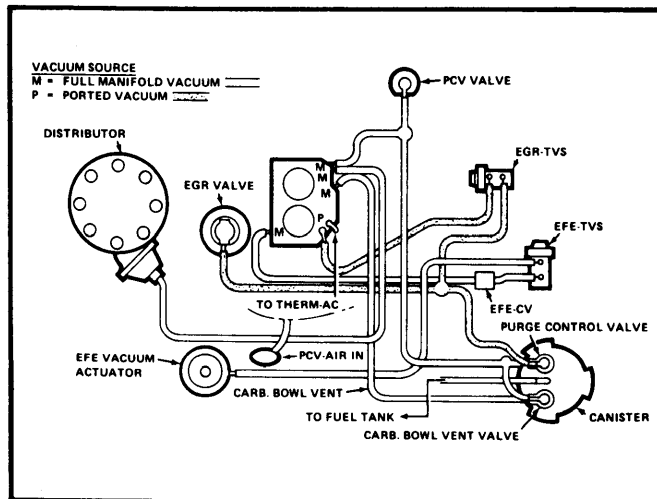


Fig. 89 305" (VIN G); 2-Bbl.; Federal All Trans. (Sunbird)

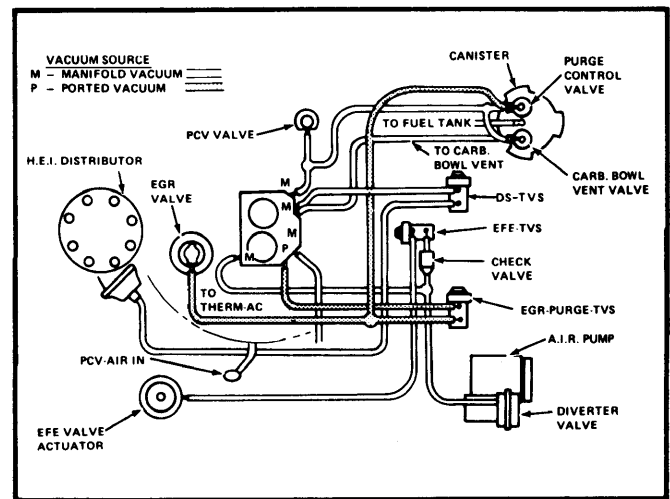


Fig. 92 305" (VIN G); 2-Bbl.; Federal Auto. Trans. (Firebird, Phoenix)

1979 EXHAUST EMISSION SYSTEMS Pontiac Vacuum Diagrams (Cont.)

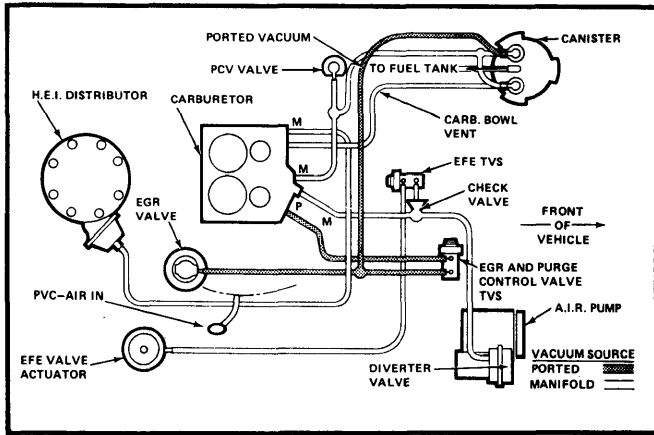


Fig. 93 305" & 350" (VIN H & L); 4-Bbl.; Calif. & Alt. Auto. Trans. (LeMans, Grand Prix, Phoenix)

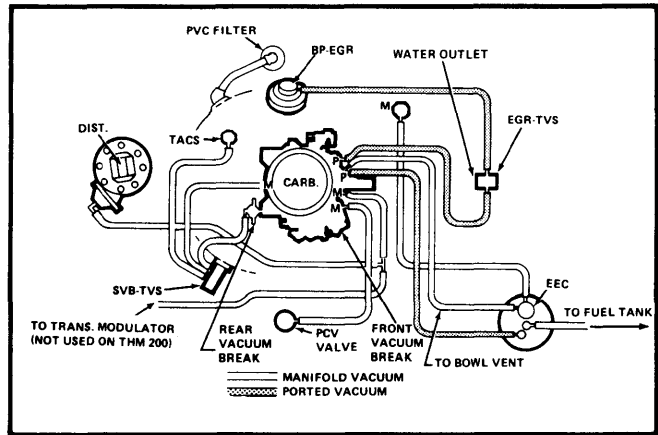


Fig. 96 350" & 403" (VIN R & K); 4-Bbl.; Altitude Auto. Trans. (Firebird, Catalina, Bonneville)

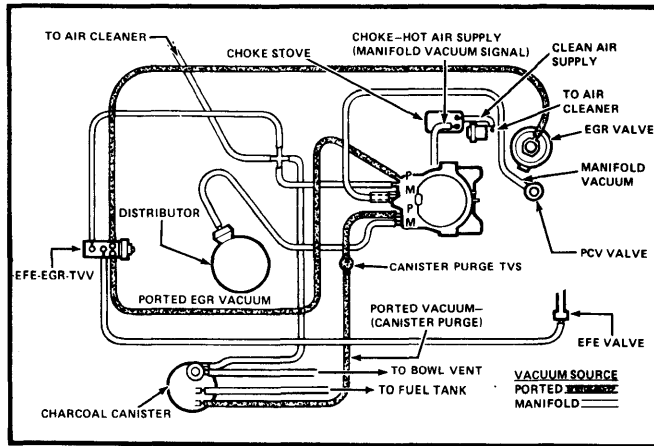


Fig. 94 350" (VIN X); 4-Bbl.; Federal Auto. Trans. (Catalina, Bonneville)

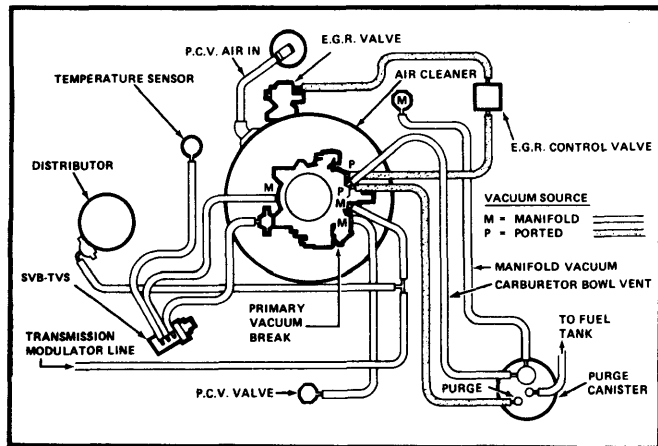


Fig. 97 403" (VIN K); 4-Bbl.; Federal Auto. Trans. (Firebird)

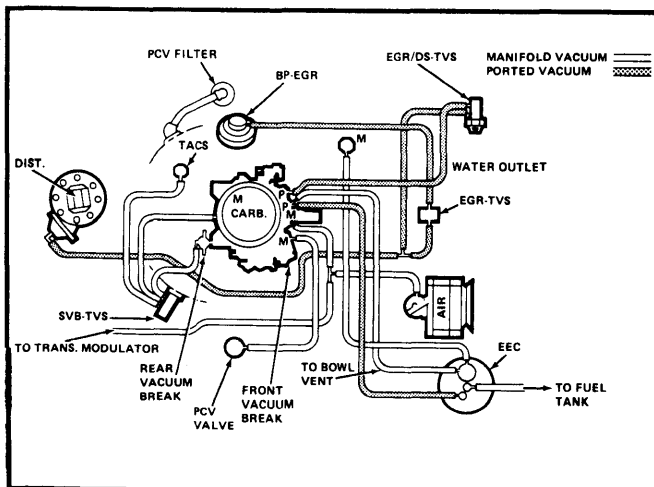


Fig. 95 350" & 403" (VIN R & K); 4-Bbl.; Calif. Auto. Trans. (Firebird, Catalina, Bonneville)

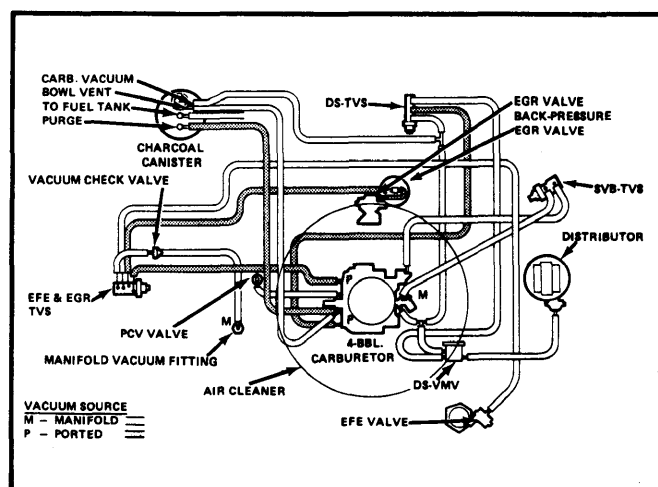


Fig. 98 400" (VIN Z); 4-Bbl.; Federal Man. Trans. (Firebird)

1979 EXHAUST EMISSION SYSTEMS General Motors Vacuum Diagrams

1980 Citation, Omega, Phoenix, Skylark

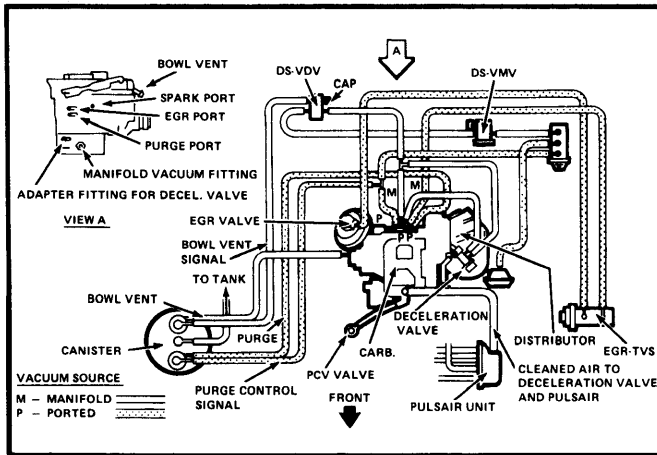


Fig. 99 151" (VIN 5); 2-Bbl.; Federal Auto. Trans. (Citation, Omega, Phoenix, Skylark)

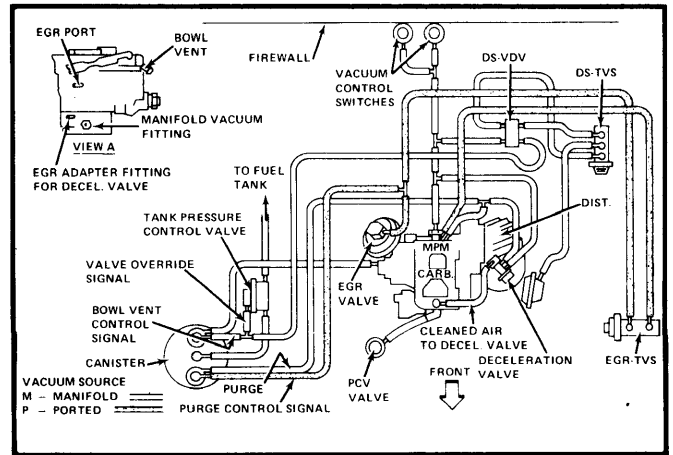


Fig. 102 151" (VIN 5); 2-Bbl.; Calif. Man. Trans. (Citation, Omega, Phoenix, Skylark)

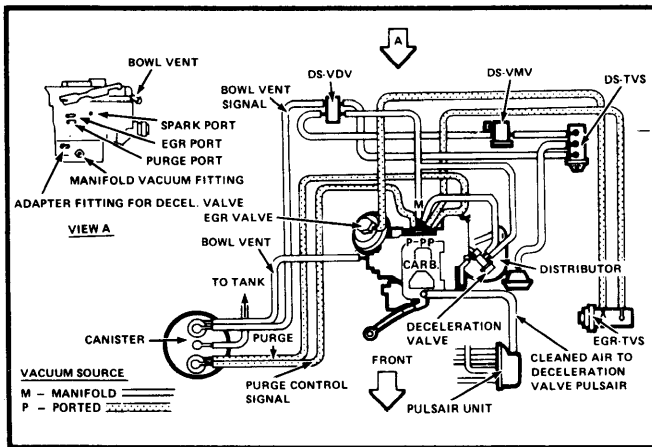


Fig. 100 151" (VIN 5); 2-Bbl.; Federal Man. Trans. (Citation, Omega, Phoenix, Skylark)

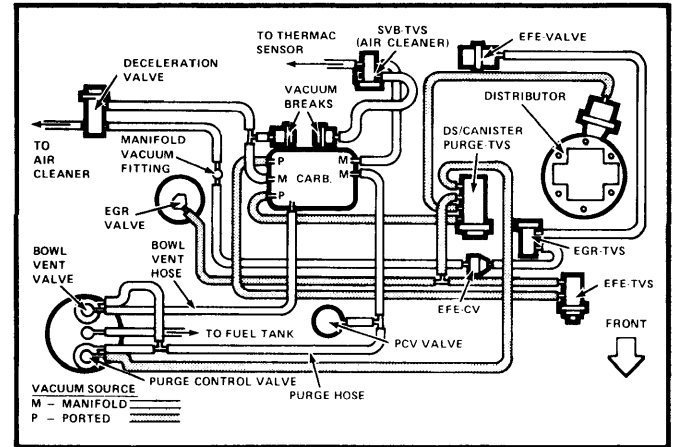


Fig. 103 171" (VIN 7); 2-Bbl.; Federal All Trans. (Citation, Omega, Phoenix, Skylark)

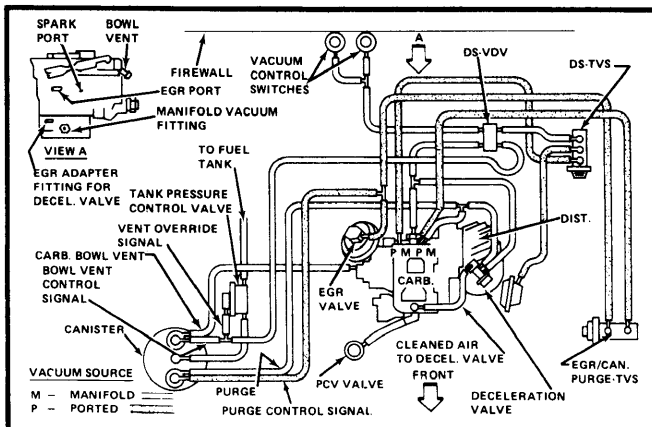


Fig. 101 151" (VIN 5); 2-Bbl.; Calif. Auto. Trans. (Citation, Omega, Phoenix, Skylark)

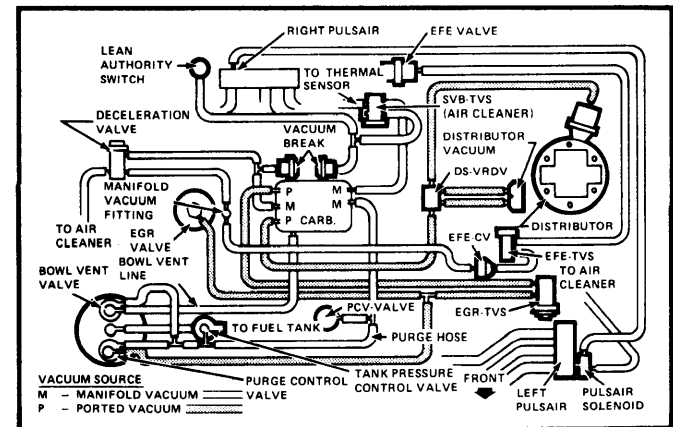


Fig. 104 171" (VIN 7); 2-Bbl.; Calif. All Trans. (Citation, Omega, Phoenix, Skylark)