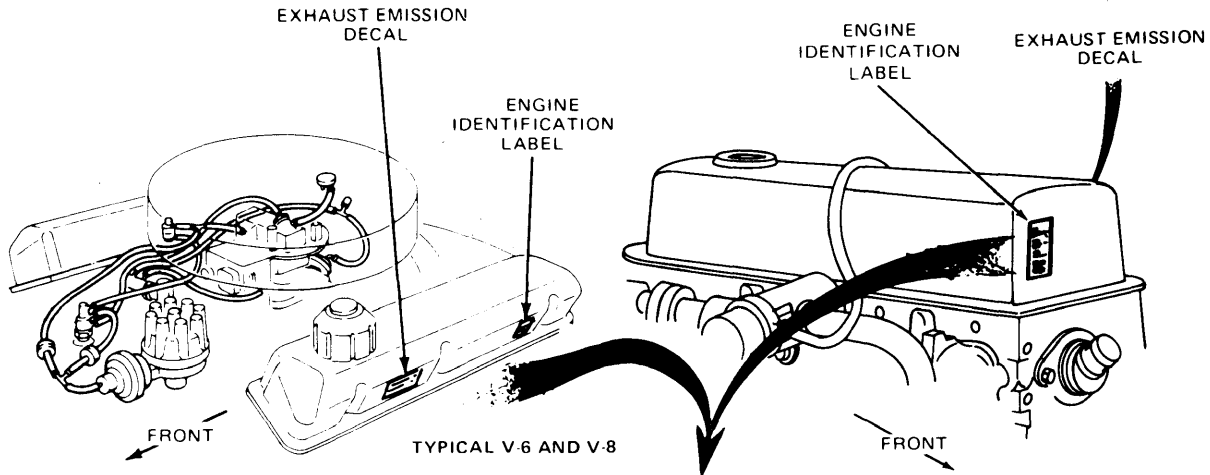


# 1976 EXHAUST EMISSION SYSTEMS Ford Motor Co. Vacuum Diagrams

To find correct vacuum diagram usage, refer to engine identification label (not colored exhaust emission decal). Label is located at rear of left rocker cover on V6 and V8 engines or on front of 4 Cyl. and 6 Cyl. engines. Determine calibration

and revision (see illus. below) levels used. Then using the Vacuum System Diagrams table; match model, engine, transmission, calibration and revision level to determine figure number of vacuum diagram to be used.



YEAR	50 S	49 S	CANADA	CALIF.
0	0	A	L	S
1	1	B	M	T
2	2	C	N	U
3	3	D	P	W
4	4	E	R	X
5	5	F	L	S
6	6	G	M	T
7	7	H	N	U
8	8	J	P	W
9	9	K	R	X

### 1976 ENGINE CODE LABEL IDENTIFICATION CHART

BASE DISPLACEMENT  
VEHICLE APPLICATION  
INERTIA WEIGHT  
AXLE RATIO  
TRANSMISSION

- TYPICAL 4 AND 6 CYLINDER
- A - AIR/CONDITIONING
  - B - NON AIR/CONDITIONING
  - C - INDUSTRIAL & MARINE
  - D - EXPORT
  - E - OVER 6000 LBS/NON THERM
  - F - THERMACTOR WITHOUT A/C
  - G - A/C OR NON A/C ENGINES
  - H - POWER STEERING
  - J - THERMACTOR WITH A/C
  - K - THERMACTOR A/C OR NON A/C
  - L - OVER 6000 LBS/THERM

**C** **1** **KK301BK** **T** **C** **53H**  
**U** **R** **67**  
**S** **12**

ENGINE BUILD DATE: 1 2 3 '75 400 3°

DESIGN LEVEL A - USED TO INDICATE INITIAL RELEASE

CALIB & REVISION LEVEL A - USED TO INDICATE INITIAL RELEASE

(PLANT OPTION) DENOTES CARB & DIST. USED ON ENGINE

CALIBRATION NUMBER

REVISION LEVEL

SERVICE LEVEL (CONTROLLED BY INDIVIDUAL PLANTS)

RPM SETTING (PLANT OPTION)

DENOTES PLANT SOURCED TO PRODUCE ENGINES

D	-	DEARBORN ENGINE PLANT
L	-	LIMA ENGINE PLANT
C1	-	CLEVELAND ENGINE PLT 1
C2	-	CLEVELAND ENGINE PLT 2
W1	-	WINDSOR ENGINE PLT 1
W2	-	WINDSOR ENGINE PLT 2

\* ALL OVER 6000 TRUCK ENGINES MUST HAVE THIS TAG AFFIXED TO THE SAME ENGINE COMPONENT AS THE EMISSION DECAL.

# 1976 EXHAUST EMISSION SYSTEMS

## Ford Motor Co. Vacuum Diagrams (Cont.)

3-157

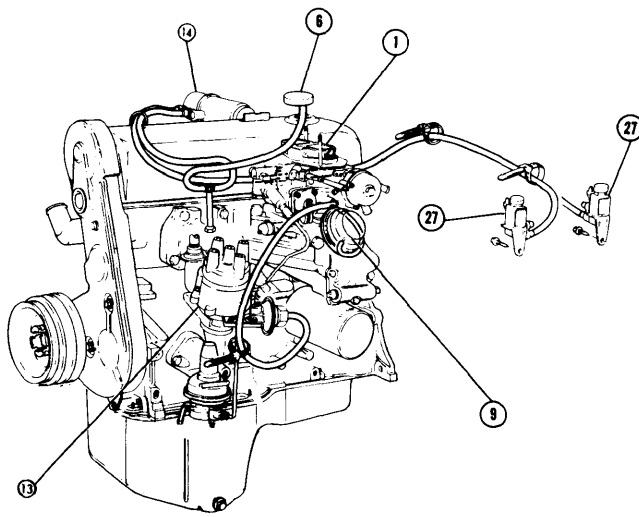
VACUUM SYSTEM DIAGRAMS				
Vehicle	Transmission	Calibration	Revision	Fig. No.
<b>2300 cc 4 Cyl.</b> Pinto, Bobcat, Mustang Mustang Pinto, Bobcat, Mustang Pinto, Bobcat, Mustang Pinto, Bobcat, Mustang Pinto, Bobcat Pinto, Bobcat, Mustang Pinto, Bobcat, Mustang Pinto, Bobcat Pinto, Bobcat Mustang Pinto, Bobcat Mustang Pinto, Bobcat, Mustang	Auto. Trans.	5-1G	R-3	1
	Man. Trans.	5-2G	R-1	2
	Auto. Trans.	6-1G	R-1	3
	Auto Trans.	6-1P	R-1	4
	Man. Trans.	6-2G	R-1	5
	Man. Trans.	6-2M	R-0 & R-2	6
	Man. Trans.	6-2N	R-1	7
	Man. Trans.	6-2N	R-1	8
	Man. Trans.	6-2K	R-0 & R-2	9
	Man. Trans.	5-2G	R-1	10
	Man. Trans.	5-2G	R-6	11
	Man. Trans.	5-2G	R-6	12
	Man. Trans.	6-2K	R-6	13
	Man. Trans.	6-2M	R-6	14
	<b>2800 cc V6</b> Pinto, Bobcat, Mustang Mustang Pinto, Bobcat	Auto. Trans.	6-4G	R-21
Man. Trans.		6-3H	R-21	16
Auto. Trans.		5-4G	R-40	17
<b>200" 6 Cyl.</b> Maverick, Comet Maverick, Comet, Granada, Monarch Maverick, Comet, Granada, Monarch Maverick, Comet	Auto. Trans.	5-7G	R-4	18
	Man. Trans.	5-6G	R-2	19
	Man. Trans.	6-6G	R-23	20
	Auto. Trans.	6-7G	R-23	21
<b>250" 6 Cyl.</b> Granada, Monarch Maverick, Comet, Granada, Monarch Granada, Monarch Maverick, Comet Maverick, Comet Granada, Monarch Maverick, Comet, Granada, Monarch Maverick, Comet Maverick, Comet Maverick, Comet Granada, Monarch Maverick, Comet, Granada, Monarch Granada, Monarch Maverick, Comet, Granada, Monarch Maverick, Comet Maverick, Comet, Granada, Monarch	Auto. Trans.	6-9G	R-23	22
	Auto. Trans.	6-9G	R-23	23
	Auto. Trans.	5-9N	R-8S	24
	Auto. Trans.	5-9N	R-8S	25
	Auto. Trans.	5-9N	R-9	26
	Auto. Trans.	5-9N	R-9	27
	Man. Trans.	5-8N	R-3S	28
	Man. Trans.	5-8N	R-3S	29
	Auto Trans.	5-9N	R-7S	30
	Auto. Trans.	5-9N	R-7S	31
	Auto. Trans.	6-9N	R-20	32
	Auto. Trans.	6-9N	R-20	33
	Man. Trans.	6-8G	R-22	34
	Auto. Trans.	6-8G	R-22	35
	Auto. Trans.	6-9N	R-20	36
	Auto. Trans.	5-9N	R-9	37
	<b>302" V8</b> Granada, Monarch Maverick, Comet Mustang Granada, Monarch Maverick, Comet Granada, Monarch Maverick, Comet Maverick, Comet, Granada, Monarch Mustang Mustang Granada, Monarch Granada, Monarch Maverick, Comet	Man. Trans.	5-10G	R-5
Man. Trans.		5-10H	R-1	39
Auto. Trans.		5-11A	R-3	40
Auto. Trans.		5-11G	R-7	41
Auto. Trans.		5-11M	R-2	42
Auto. Trans.		5-11P	R-5	43
Auto. Trans.		5-11Q	R-3	44
Auto. Trans.		6-11G	R-12	45
Auto. Trans.		6-11H	R-1	46
Auto. Trans.		6-11N	R-6	47
Auto. Trans.		6-11P	R-7	48
Auto. Trans.		6-11P	R-6	49
Auto. Trans.		6-11Q	R-4	50

# 1977 EXHAUST EMISSION SYSTEMS

## Ford Motor Co. Vacuum Diagrams (Cont.)

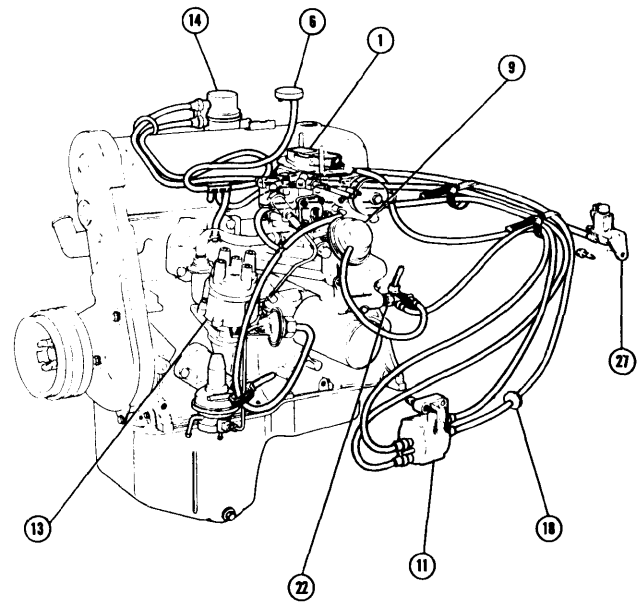
VACUUM SYSTEM DIAGRAMS				
Vehicle	Transmission	Calibration	Revision	Fig. No.
<b>351" W V8</b> Torino, Montego, Cougar, Elite, Ranchero Granada, Monarch Ford, Meteor Ford, Meteor Granada, Monarch Granada, Monarch Granada, Monarch	Auto. Trans. Auto. Trans. Auto. Trans. Auto. Trans. Auto. Trans. Auto. Trans. Auto. Trans.	5-12G 5-12N 5-14H 5-14H 6-12N 6-12H 6-12H	R-75R R-5S R-61 R-61 R-7 R-1 R-0	51 52 53 54 55 56 57
<b>351" M V8</b> Ford, Torino, Montego, Cougar, Elite, Ranchero All Models (Exc. Ford, Mercury W/O AC) Torino, Montego, Cougar, Ranchero, Elite Ford Ford Ford, Montego, Cougar, Elite, Ranchero Ford Ford	Auto. Trans. Auto. Trans. Auto. Trans. Auto. Trans. Auto. Trans. Auto. Trans. Auto. Trans. Auto. Trans.	6-14K 6-14P 6-14P 6-14P 6-14P 6-14P 6-14P 6-14P	R-11 & R-12 R-65 R-59 & R-60 R-64 R-64 R-65 R-65 R-65	58 59 60 61 62 63 64 65
<b>400" V8</b> Ford, Mercury All Models (Exc. Ford, Mercury W/O AC) Ford, Mercury Torino, Montego, Cougar, Ranchero, Elite Torino, Montego, Cougar, Ranchero, Elite Ford, Mercury, Torino, Montego, Cougar, Elite Torino, Elite Ford, Mercury, Torino, Montego, Cougar, Elite Ford, Mercury, Torino, Montego, Cougar, Elite Torino, Montego, Cougar, Elite Torino, Ranchero Ford, Mercury Ford, Mercury Torino, Montego, Cougar, Elite, Ranchero Ford, Mercury Ford, Mercury	Auto. Trans. Auto. Trans. Auto. Trans. Auto. Trans. Auto. Trans. Auto. Trans. Auto. Trans. Auto. Trans. Auto. Trans. Auto. Trans. Auto. Trans. Auto. Trans. Auto. Trans. Auto. Trans. Auto. Trans. Auto. Trans. Auto. Trans. Auto. Trans. Auto. Trans.	5-17G 5-17G 5-17G 5-17G 5-17N 6-17J 6-17J 6-17J 6-17J 6-17N 6-17N 6-17N 6-17N 6-17N 6-17N 6-17N 6-17N 6-17N 6-17N	R-22 R-22 R-22 & R-23 R-22 & R-23 R-21S R-2 R-4 R-21 R-25 R-26 R-25 & R-27 R-25 & R-27 R-27 R-32 & R-34 R-32 & R-34	66 67 68 69 70 71 72 73 74 75 76 77 78 79 80 81
<b>460" V8</b> Ford, Mercury, Montego, Torino Ford, Mercury, Montego, Torino, Ranchero, Elite Lincoln, Mark IV Thunderbird, Lincoln, Mark IV, Meteor Torino, Cougar, Ranchero Ford, Torino, Montego, Mercury, Cougar Ranchero, Elite Ford, Mercury, Montego, Torino, Ranchero, Elite Torino, Montego, Elite, Cougar, Ford, Lincoln, Mercury, Thunderbird, Mark IV, Ranchero Torino, Montego, Cougar, Elite, Ford, Mercury, Mark IV, Lincoln, Thunderbird Ford, Torino, Montego, Cougar, Elite, Ranchero Ford, Torino, Montego, Cougar, Elite, Ranchero All Models	Auto. Trans. Auto. Trans. Auto. Trans. Auto. Trans. Auto. Trans. Auto. Trans. Auto. Trans. Auto. Trans. Auto. Trans. Auto. Trans. Auto. Trans. Auto. Trans. Auto. Trans. Auto. Trans. Auto. Trans. Auto. Trans. Auto. Trans.	5-19G 5-19G 5-19G 5-19G 5-19J 5-19K 6-19L 6-19L 6-19N 6-19N 6-19P	R-6 R-6 R-6X R-14 R-6 R-6 R-15 R-20 R-15 R-5 R-17	82 83 84 85 86 87 88 89 90 91 92

# 1976 EXHAUST EMISSION SYSTEMS Ford Motor Co. Vacuum Diagrams (Cont.)



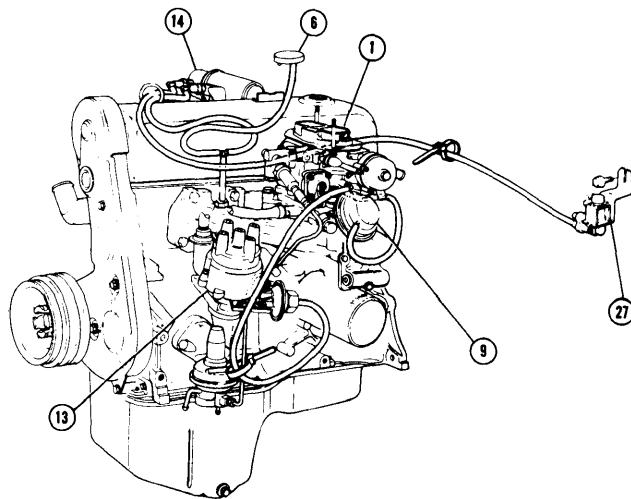
- 1 Carburetor - 9510
- 6 Bi-Metal Sensor - 9E607
- 9 EGR Valve - 9D475
- 13 Distributor - 12127
- 14 Thermactor Air Bypass Valve - 9B289
- 27 Vacuum Solenoid - N.C. - 9D474

FIG. 1 2300 cc 4 CYL.



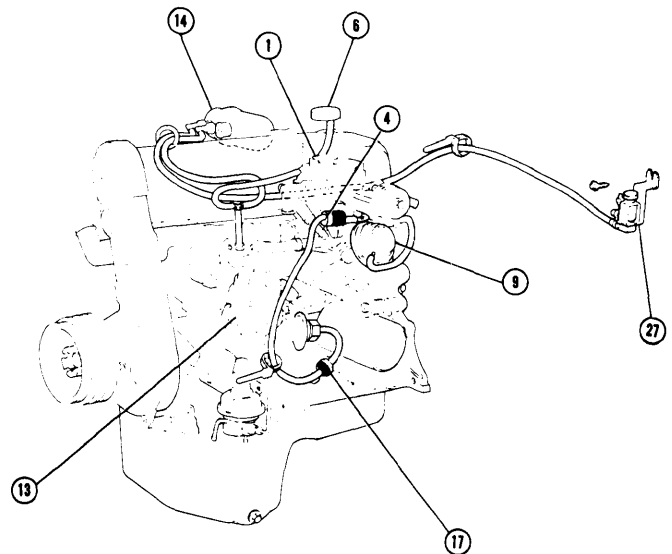
- 1 Carburetor - 9510
- 6 Bi-Metal Sensor - 9E607
- 9 EGR Valve - 9D475
- 11 Venturi Vacuum Amplifier - 9E451
- 13 Distributor - 12127
- 14 Thermactor Air Bypass Valve - 9B289
- 18 Delay Valve (EGR) - 12A189
- 21 PVS (Cooling) - 12A091
- 22 PVS (EGR) - 9D473
- 27 Vacuum Solenoid - N.C. - 9D474

FIG. 2 2300 cc 4 CYL.



- 1 Carburetor - 9510
- 6 Bi-Metal Sensor - 9E607
- 9 EGR Valve - 9D475
- 13 Distributor - 12127
- 14 Thermactor Air Bypass Valve - 9B289
- 27 Vacuum Solenoid - N.C. - 9D474

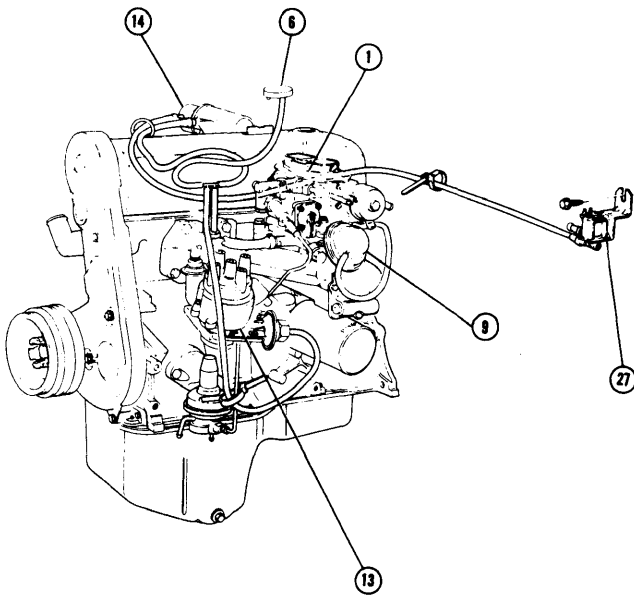
FIG. 3 2300 cc 4 CYL.



- 1 Carburetor - 9510
- 4 Fuel Separator - 9C369
- 6 Bi-Metal Sensor - 9E607
- 9 EGR Valve - 9D475
- 13 Distributor - 12127
- 14 Thermactor Air Bypass Valve - 9B289
- 17 Delay Valve (Spark) - 12A189
- 27 Vacuum Solenoid - N.C. - 9D474

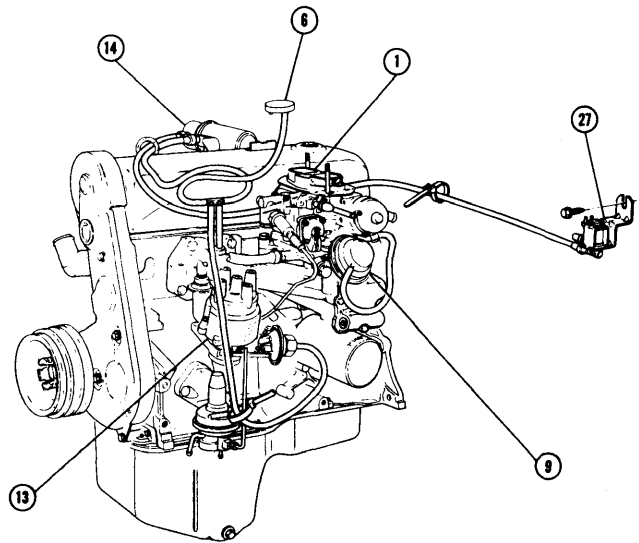
FIG. 4 2300 cc 4 CYL.

# 1976 EXHAUST EMISSION SYSTEMS Ford Motor Co. Vacuum Diagrams (Cont.)



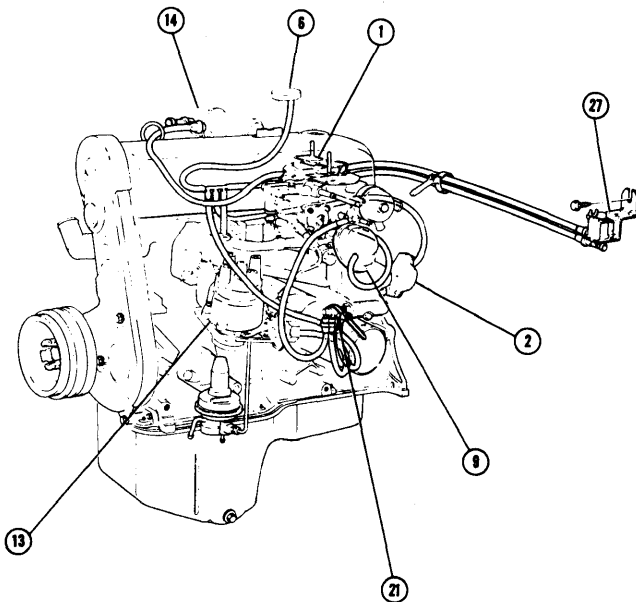
- 1 Carburetor - 9510
- 6 Bi-Metal Sensor - 9E607
- 9 EGR Valve - 9D475
- 13 Distributor - 12127
- 14 Thermactor Air Bypass Valve - 9B289
- 27 Vacuum Solenoid - N.C. - 9D474

FIG. 5 2300 cc 4 CYL.



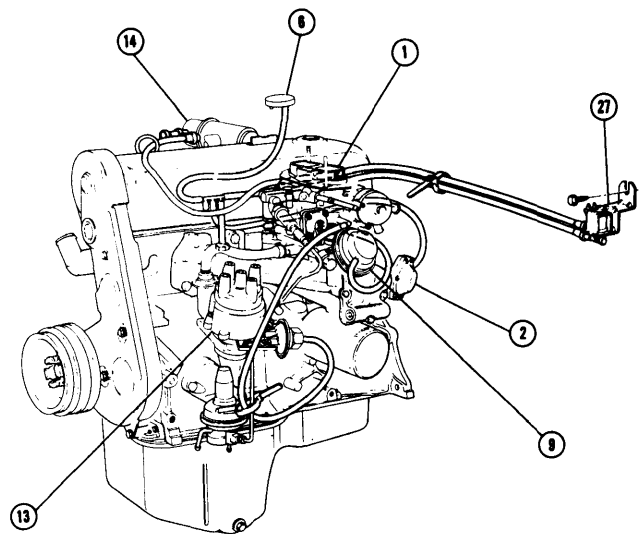
- 1 Carburetor - 9510
- 6 Bi-Metal Sensor - 9E607
- 9 EGR Valve - 9D475
- 13 Distributor - 12127
- 14 Thermactor Air Bypass Valve - 9B289
- 27 Vacuum Solenoid - N.C. - 9D474

FIG. 6 2300 cc 4 CYL.



- 1 Carburetor - 9510
- 2 Fuel Decel Valve - 9K793
- 6 Bi-Metal Sensor - 9E607
- 9 EGR Valve - 9D475
- 13 Distributor - 12127
- 14 Thermactor Air Bypass Valve - 9B289
- 21 PVS (Cooling) - 12A091
- 27 Vacuum Solenoid - N.C. - 9D474

FIG. 7 2300 cc 4 CYL. W/AC

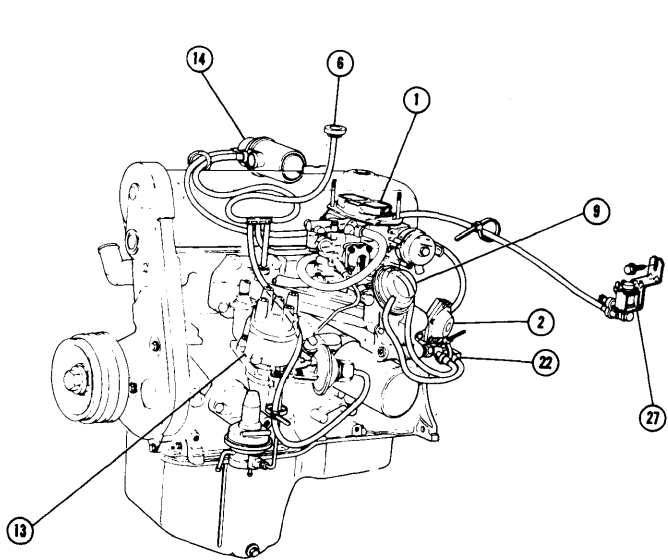


- 1 Carburetor - 9510
- 2 Fuel Decel Valve - 9K793
- 6 Bi-Metal Sensor - 9E607
- 9 EGR Valve - 9D475
- 13 Distributor - 12127
- 14 Thermactor Air Bypass Valve - 9B289
- 27 Vacuum Solenoid - N.C. - 9D474

FIG. 8 2300 cc 4 CYL. W/O AC

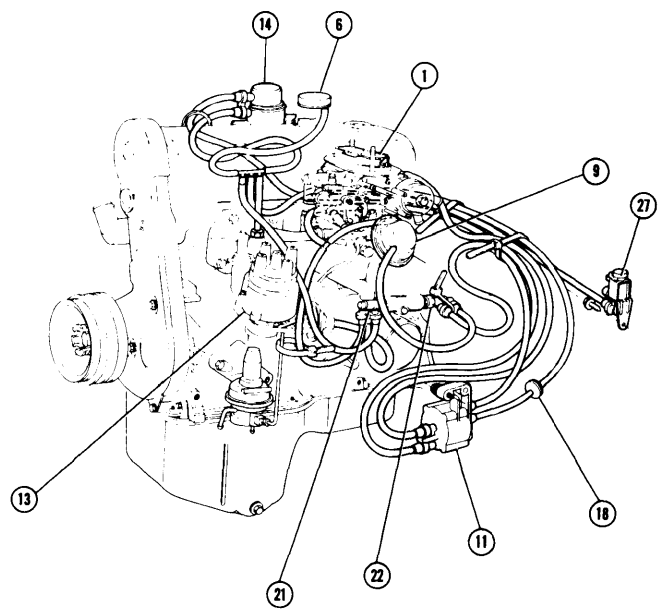
# 1976 EXHAUST EMISSION SYSTEMS

## Ford Motor Co. Vacuum Diagrams (Cont.)



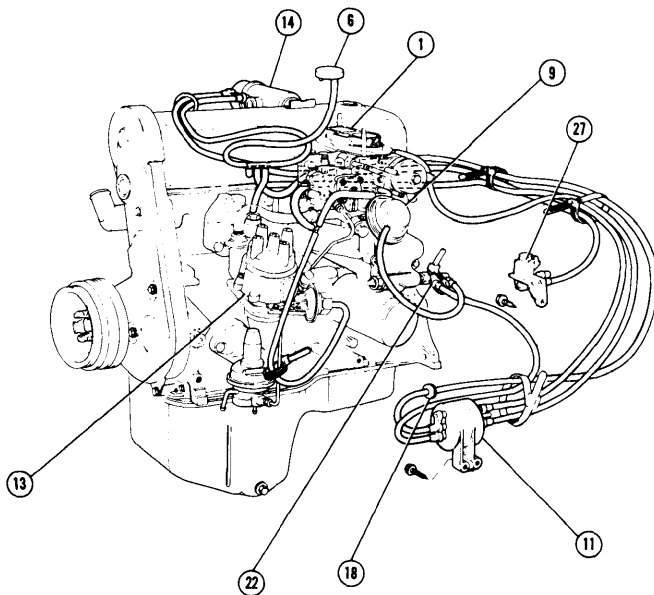
- 1 Carburetor - 9510
- 2 Fuel Decel Valve - 9K793
- 6 Bi-Metal Sensor - 9E607
- 9 EGR Valve - 9D475
- 13 Distributor - 12127
- 14 Thermactor Air Bypass Valve - 9B289
- 22 PVS (EGR) - 9D473
- 27 Vacuum Solenoid - N.C. - 9D474

FIG. 9 2300 cc 4 CYL. W/O AC



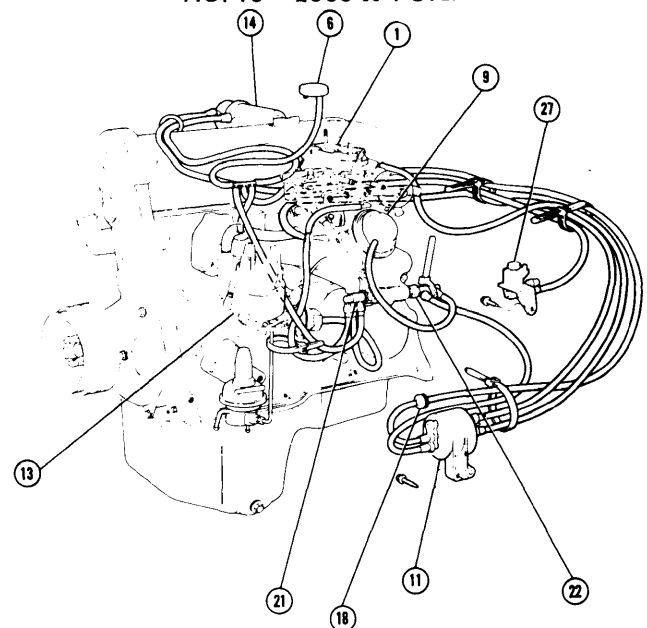
- 1 Carburetor - 9510
- 6 Bi-Metal Sensor - 9E607
- 9 EGR Valve - 9D475
- 11 Venturi Vacuum Amplifier - 9E451
- 13 Distributor - 12127
- 14 Thermactor Air Bypass Valve - 9B289
- 18 Delay Valve (EGR) - 12A189
- 21 PVS (Cooling) - 12A091
- 22 PVS (EGR) - 9D473
- 27 Vacuum Solenoid - N.C. - 9D474

FIG. 10 2300 cc 4 CYL.



- 1 Carburetor - 9510
- 6 Bi-Metal Sensor - 9E607
- 9 EGR Valve - 9D475
- 11 Venturi Vacuum Amplifier - 9E451
- 13 Distributor - 12127
- 14 Thermactor Air Bypass Valve - 9B289
- 18 Delay Valve (EGR) - 12A189
- 22 PVS (EGR) - 9D473
- 27 Vacuum Solenoid - N.C. - 9D474

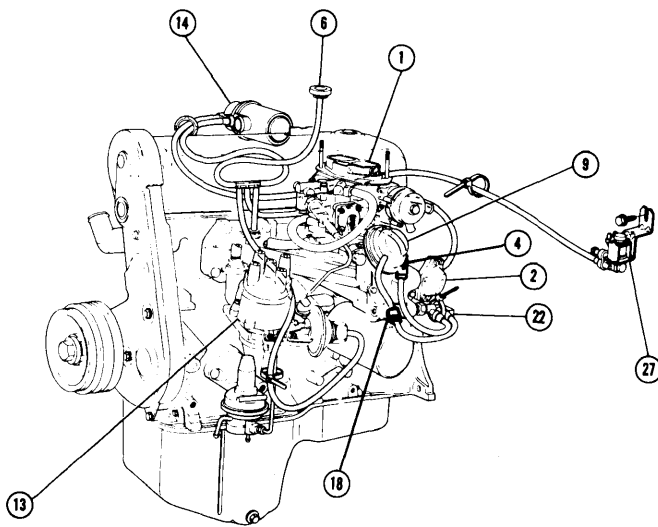
FIG. 11 2300 cc 4 CYL. W/O AC



- 1 Carburetor - 9510
- 6 Bi-Metal Sensor - 9E607
- 9 EGR Valve - 9D475
- 11 Venturi Vacuum Amplifier - 9E451
- 13 Distributor - 12127
- 14 Thermactor Air Bypass Valve - 9B289
- 18 Delay Valve (EGR) - 12A189
- 21 PVS (Cooling) - 12A091
- 22 PVS (EGR) - 9D473
- 27 Vacuum Solenoid - N.C. - 9D474

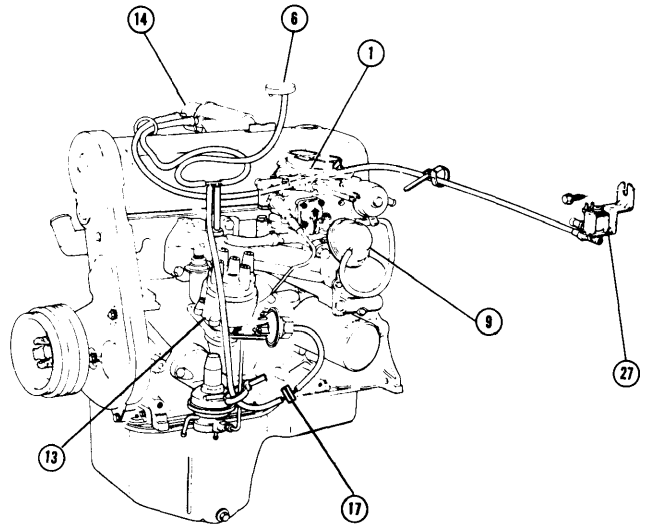
FIG. 12 2300 cc 4 CYL. W/AC

# 1976 EXHAUST EMISSION SYSTEMS Ford Motor Co. Vacuum Diagrams (Cont.)



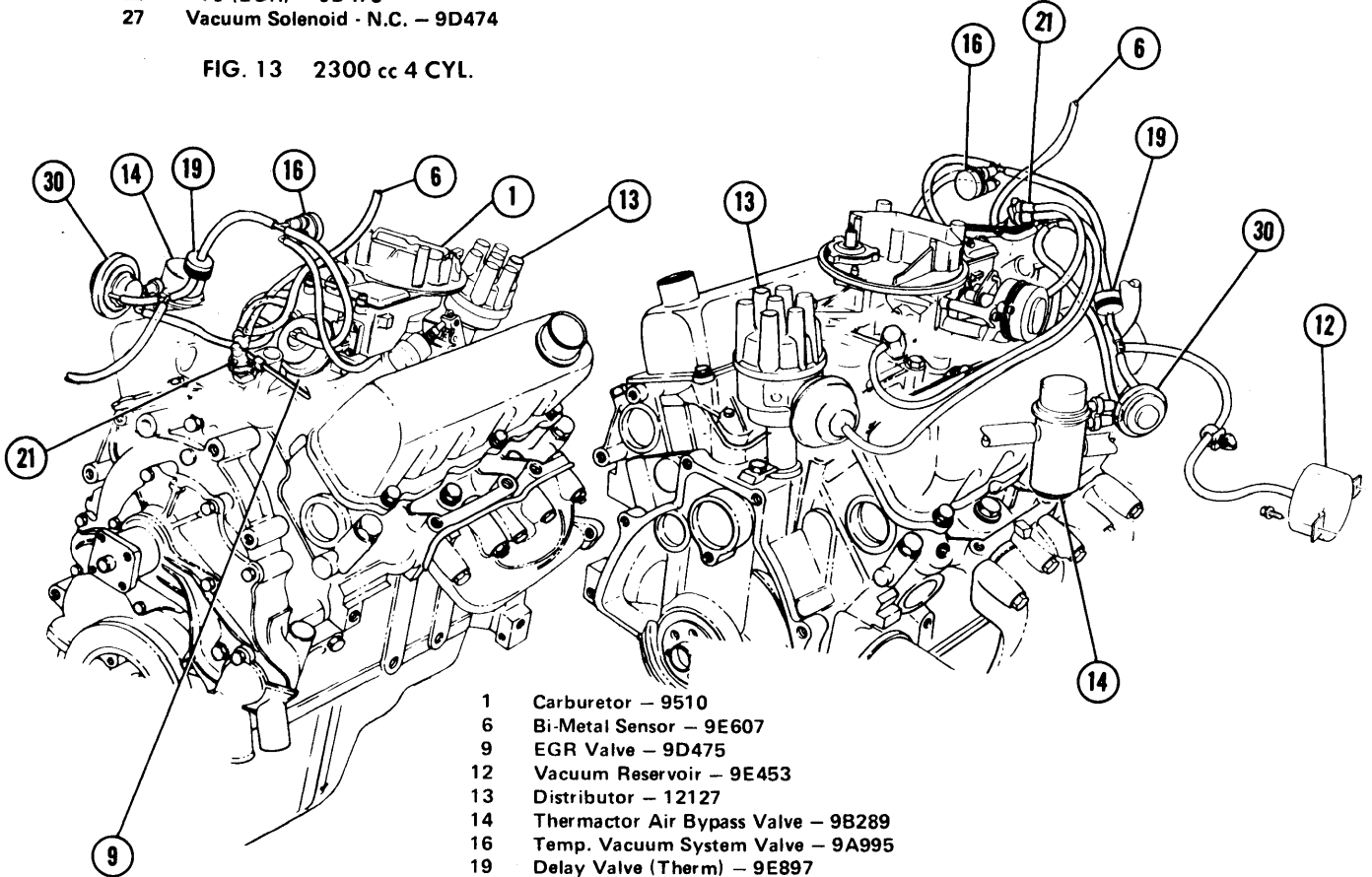
- 1 Carburetor - 9510
- 2 Fuel Decel Valve - 9K793
- 4 Fuel Separator - 9C369
- 6 Bi-Metal Sensor - 9E607
- 9 EGR Valve - 9D475
- 13 Distributor - 12127
- 14 Thermactor Air Bypass Valve - 9B289
- 18 Delay Valve (EGR) - 12A189
- 22 PVS (EGR) - 9D473
- 27 Vacuum Solenoid - N.C. - 9D474

FIG. 13 2300 cc 4 CYL.



- 1 Carburetor - 9510
- 6 Bi-Metal Sensor - 9E607
- 9 EGR Valve - 9D475
- 13 Distributor - 12127
- 14 Thermactor Air Bypass Valve - 9B289
- 15 Thermactor Vacuum Differential Valve - 9E441
- 16 Temp. Vacuum System Valve - 9A995
- 17 Delay Valve (Spark) - 12A189
- 27 Vacuum Solenoid - N.C. - 9D474

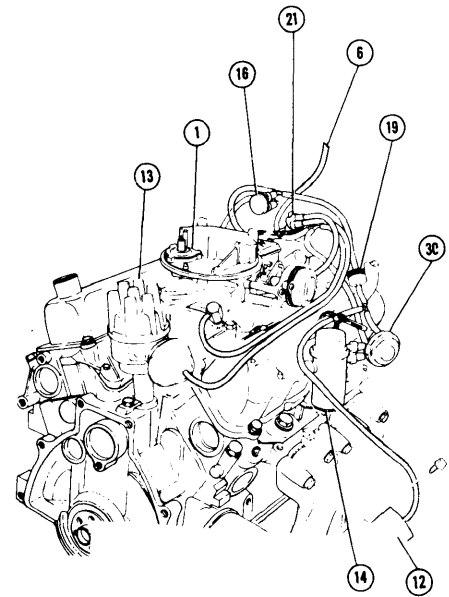
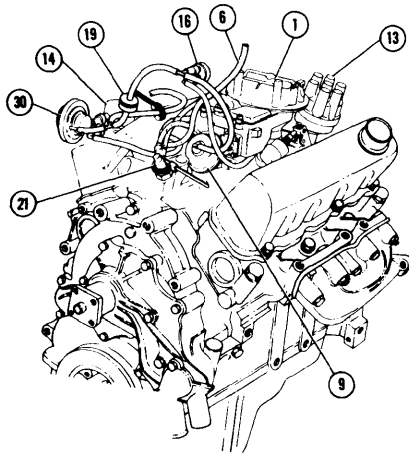
FIG. 14 2300 cc 4 CYL.



- 1 Carburetor - 9510
- 6 Bi-Metal Sensor - 9E607
- 9 EGR Valve - 9D475
- 12 Vacuum Reservoir - 9E453
- 13 Distributor - 12127
- 14 Thermactor Air Bypass Valve - 9B289
- 16 Temp. Vacuum System Valve - 9A995
- 19 Delay Valve (Therm) - 9E897
- 21 PVS (Cooling) - 12A091
- 30 Therm. Idle Vac. - 9G328

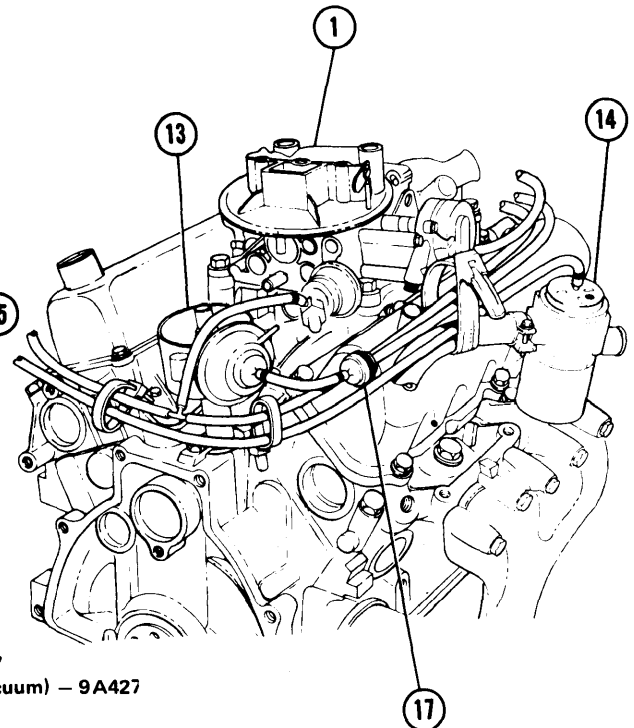
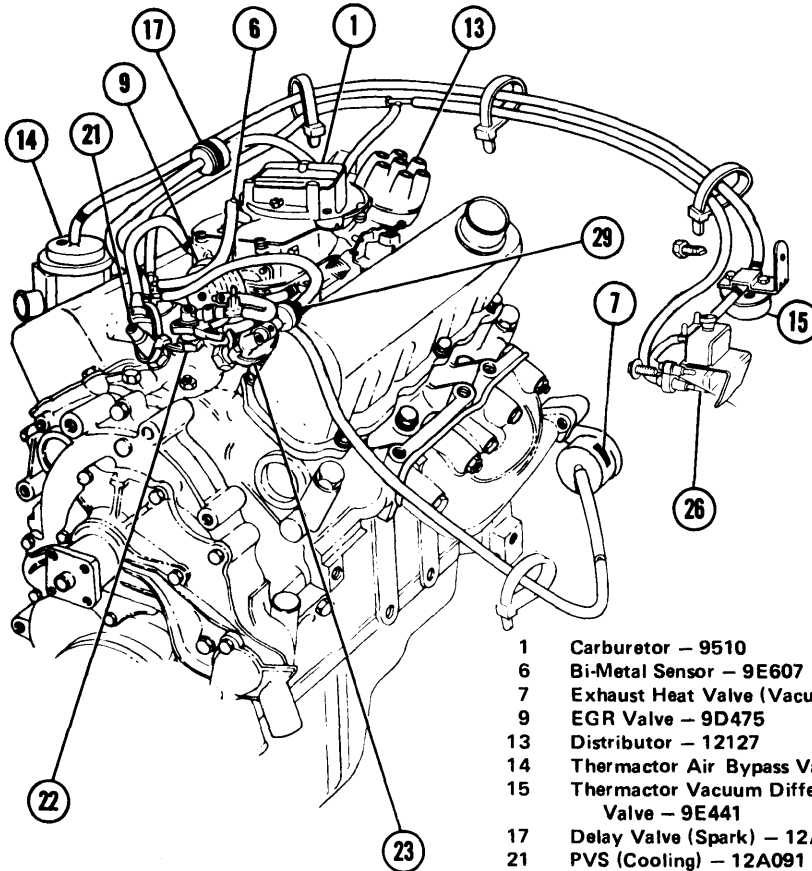
FIG. 15 2800 cc V6

# 1976 EXHAUST EMISSION SYSTEMS Ford Motor Co. Vacuum Diagrams (Cont.)



- 1 Carburetor - 9510
- 6 Bi-Metal Sensor - 9E607
- 9 EGR Valve - 9D475
- 12 Vacuum Reservoir - 9E453
- 13 Distributor - 12127
- 14 Thermactor Air Bypass Valve - 9B289
- 16 Temp. Vacuum System Valve - 9A995
- 19 Delay Valve (Therm) - 9E897
- 21 PVS (Cooling) - 12A091
- 30 Therm. Idle Valve - 9G328

FIG. 16 2800 cc V6

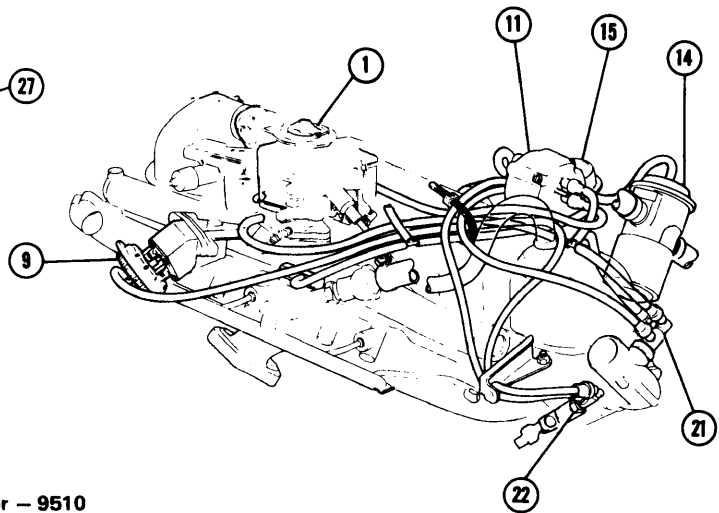
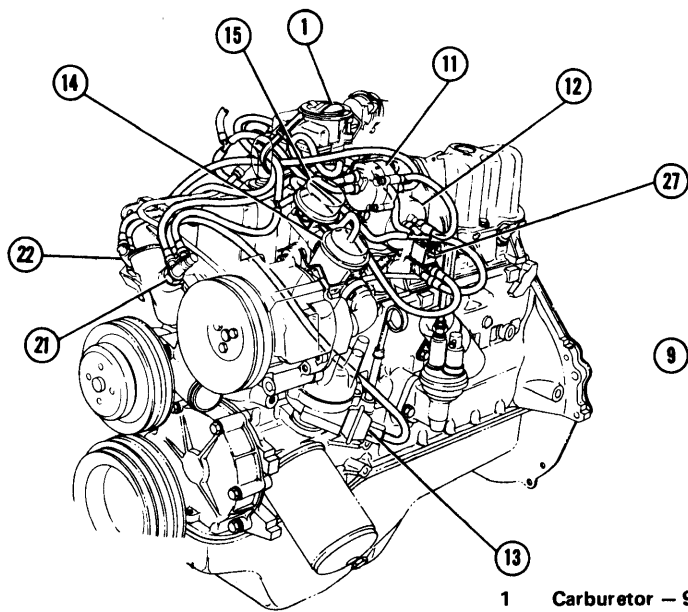


- 1 Carburetor - 9510
- 6 Bi-Metal Sensor - 9E607
- 7 Exhaust Heat Valve (Vacuum) - 9A427
- 9 EGR Valve - 9D475
- 13 Distributor - 12127
- 14 Thermactor Air Bypass Valve - 9B289
- 15 Thermactor Vacuum Differential Valve - 9E441
- 17 Delay Valve (Spark) - 12A189
- 21 PVS (Cooling) - 12A091
- 22 PVS (EGR) - 9D473
- 23 PVS (Exhaust Heat Valve) - 8A564
- 26 Vacuum Solenoid - N.O. - 12A170
- 29 Vacuum Check Valve - 12A197

FIG. 17 2800 cc V6

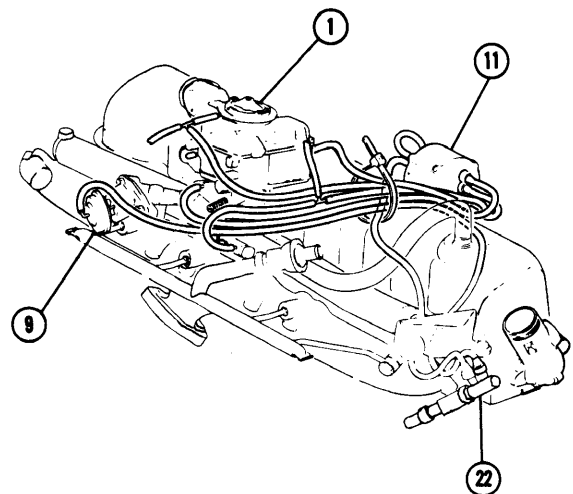
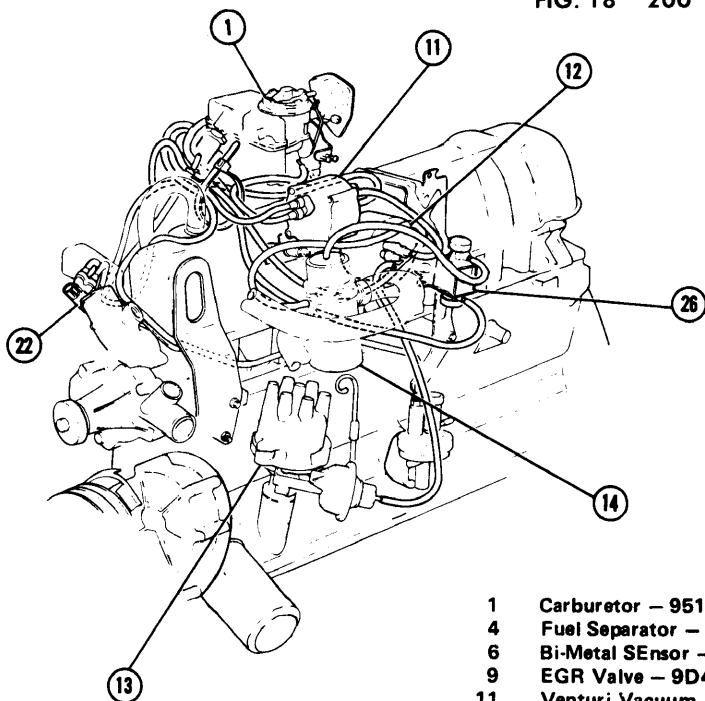
# 1976 EXHAUST EMISSION SYSTEMS

## Ford Motor Co. Vacuum Diagrams (Cont.)



- 1 Carburetor - 9510
- 6 Bi-Metal Sensor - 9E607
- 9 EGR Valve - 9D475
- 11 Venturi Vacuum Amplifier - 9E451
- 12 Vacuum Reservoir - 9E453
- 13 Distributor - 12127
- 14 Thermactor Air Bypass Valve - 9B289
- 15 Thermactor Vacuum Differential Valve - 9E441
- 21 PVS (Cooling) - 12A091
- 22 PVS (EGR)
- 27 Vacuum Solenoid - N.C. - 9D474

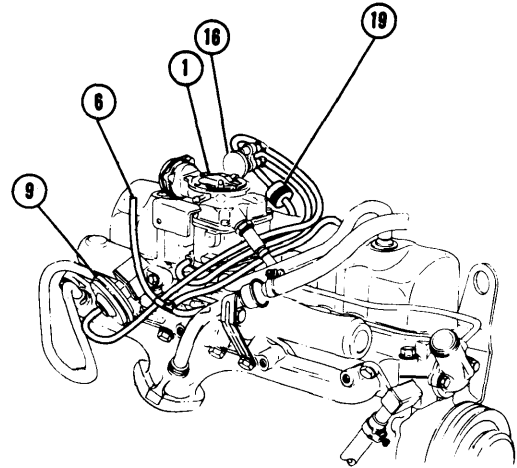
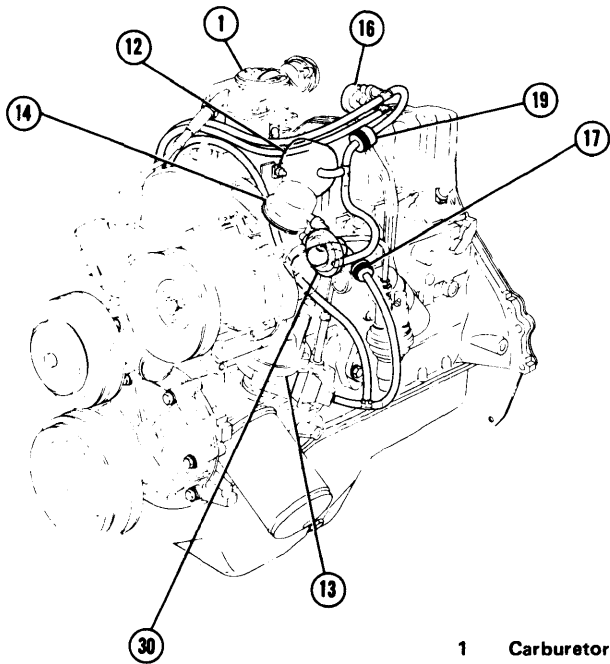
FIG. 18 200" 6 CYL. W/AC



- 1 Carburetor - 9510
- 4 Fuel Separator - 9C369
- 6 Bi-Metal Sensor - 9E607
- 9 EGR Valve - 9D475
- 11 Venturi Vacuum Amplifier - 9E451
- 12 Vacuum Reservoir - 9E453
- 13 Distributor - 12127
- 14 Thermactor Air Bypass Valve - 9B289
- 22 PVS (EGR) - 9D473
- 26 Vacuum Solenoid - N.O. - 12A170

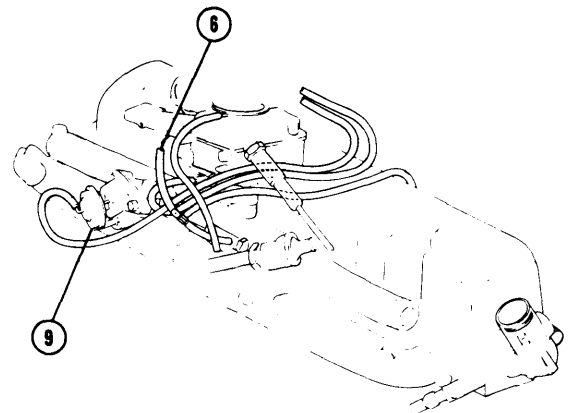
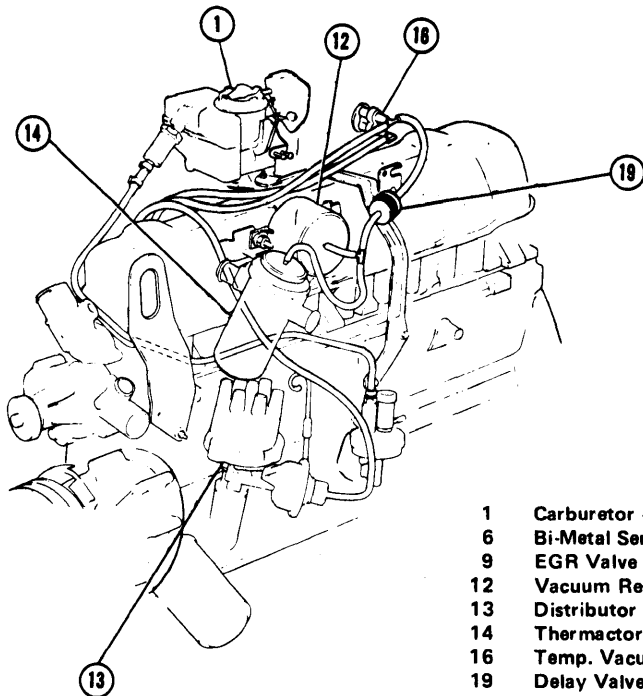
FIG. 19 200" 6 CYL.

# 1976 EXHAUST EMISSION SYSTEMS Ford Motor Co. Vacuum Diagrams (Cont.)



- 1 Carburetor - 9510
- 6 Bi-Metal Sensor - 9E607
- 9 EGR Valve - 9D475
- 12 Vacuum Reservoir - 9E453
- 13 Distributor - 12127
- 14 Thermactor Air Bypass Valve - 9B289
- 16 Temp. Vacuum System Valve - 9A995
- 17 Delay Valve (Spark) - 12A189
- 19 Delay Valve (Therm) - 9E897
- 30 Therm. Idle Vac. - 9G328

FIG. 20 200" 6 CYL.

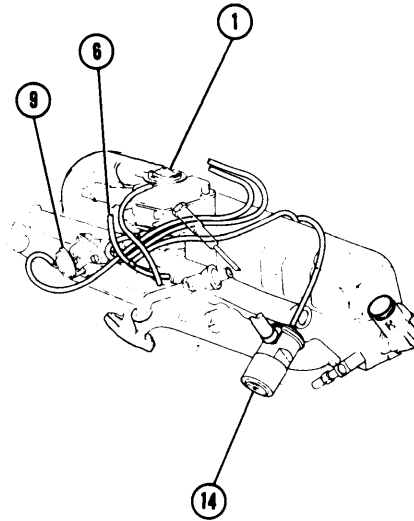
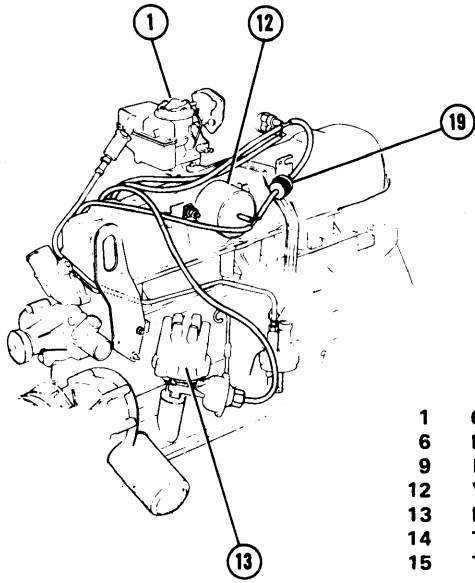


- 1 Carburetor - 9510
- 6 Bi-Metal Sensor - 9E607
- 9 EGR Valve - 9D475
- 12 Vacuum Reservoir - 9E453
- 13 Distributor - 12127
- 14 Thermactor Air Bypass Valve - 9B289
- 16 Temp. Vacuum System Valve - 9A995
- 19 Delay Valve (Therm) - 9E897

FIG. 21 200" 6 CYL.

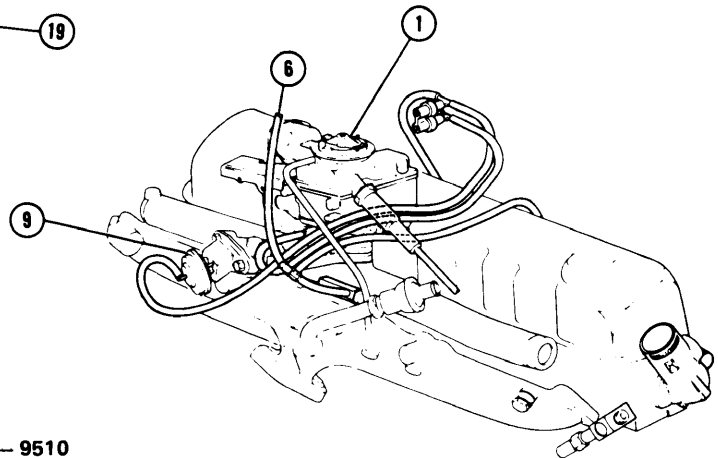
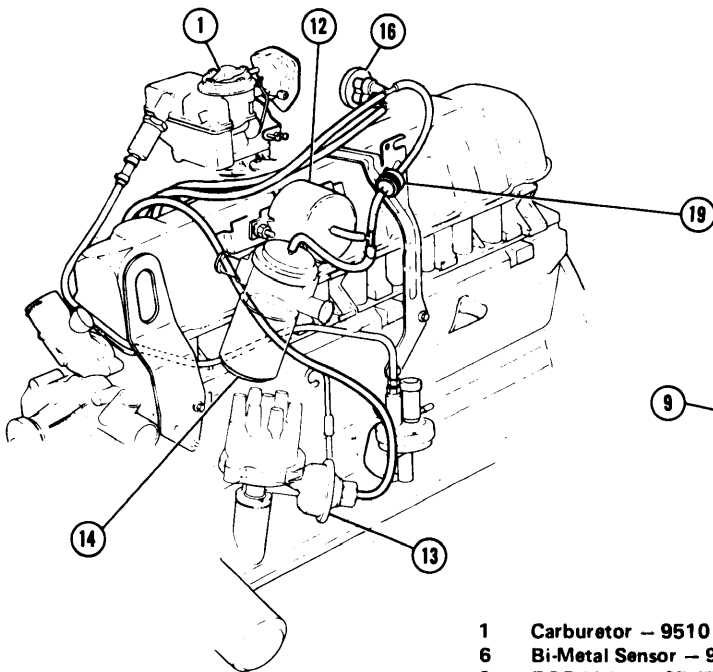
# 1976 EXHAUST EMISSION SYSTEMS

## Ford Motor Co. Vacuum Diagrams (Cont.)



- 1 Carburetor - 9510
- 6 Bi-Metal Sensor - 9E607
- 9 EGR Valve - 9D475
- 12 Vacuum Reservoir - 9E453
- 13 Distributor - 12127
- 14 Thermactor Air Bypass Valve - 9B289
- 15 Thermactor Vacuum Differential Valve - 9E441
- 19 Delay Valve (Therm) - 9E897
- 26 Vacuum Solenoid - N.O. - 12A170
- 27 Vacuum Solenoid - N.C. - 9D474
- 29 Vacuum Check Valve - 12A197

FIG. 22 250" 6 CYL.

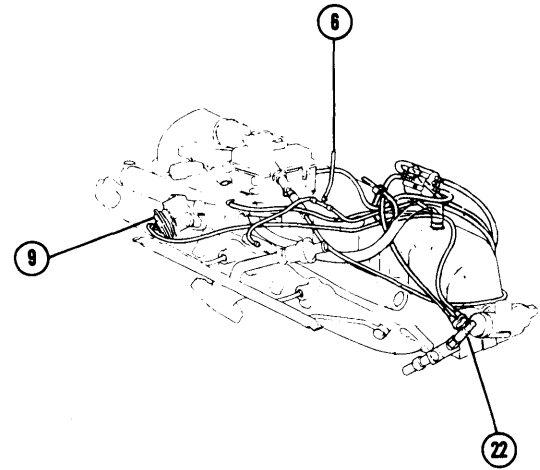
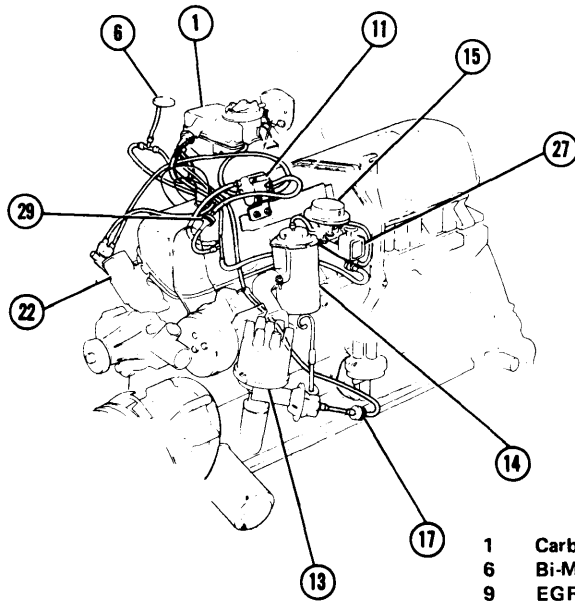


- 1 Carburetor - 9510
- 6 Bi-Metal Sensor - 9E607
- 9 EGR Valve - 9D475
- 12 Vacuum Reservoir - 9E453
- 13 Distributor - 12127
- 14 Thermactor Air Bypass Valve - 9B289
- 16 Temp. Vacuum System Valve - 9A995
- 19 Delay Valve (Therm) - 9E897

FIG. 23 250" 6 CYL.

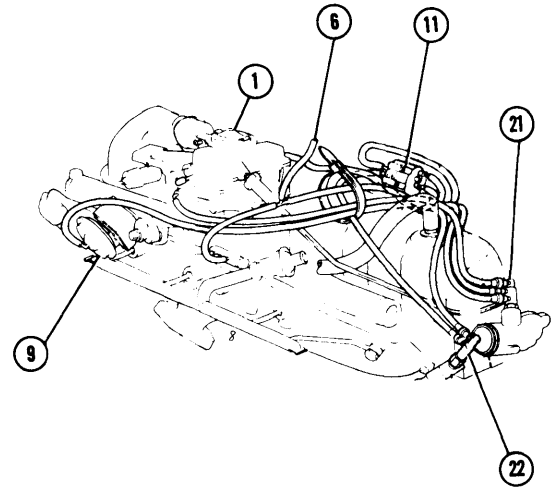
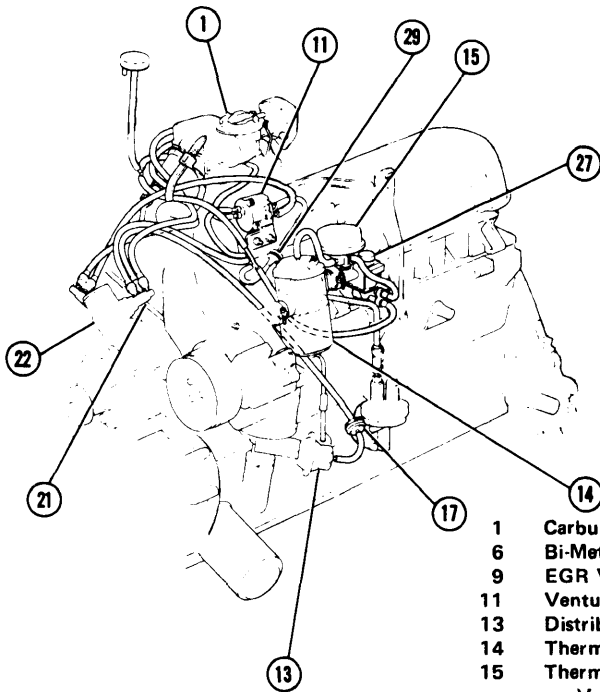
# 1976 EXHAUST EMISSION SYSTEMS

## Ford Motor Co. Vacuum Diagrams (Cont.)



- 1 Carburetor - 9510
- 6 Bi-Metal Sensor - 9E607
- 9 EGR Valve - 9D475
- 11 Venturi Vacuum Amplifier - 9E451
- 13 Distributor - 12127
- 14 Thermactor Air Bypass Valve - 9B289
- 15 Thermactor Vacuum Differential Valve - 9E441
- 17 Delay Valve (Spark) - 12A189
- 21 PVS (Cooling) - 12A094
- 22 PVS (EGR) - 9D473
- 27 Vacuum Solenoid - N.C. - 9D474
- 29 Vacuum Check Valve - 12A197

FIG. 24 250" 6 CYL.

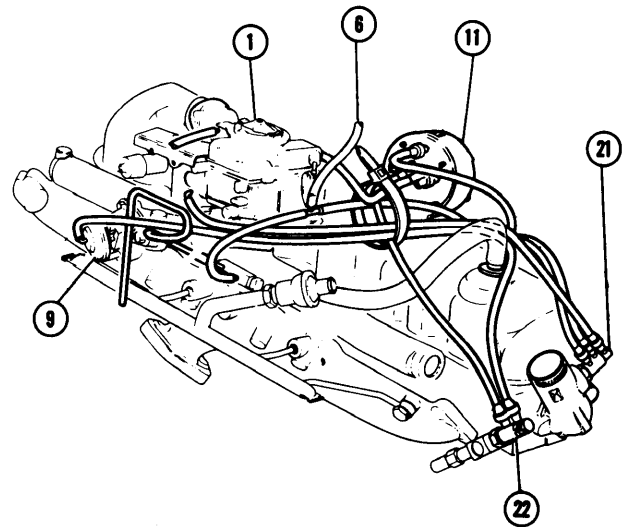
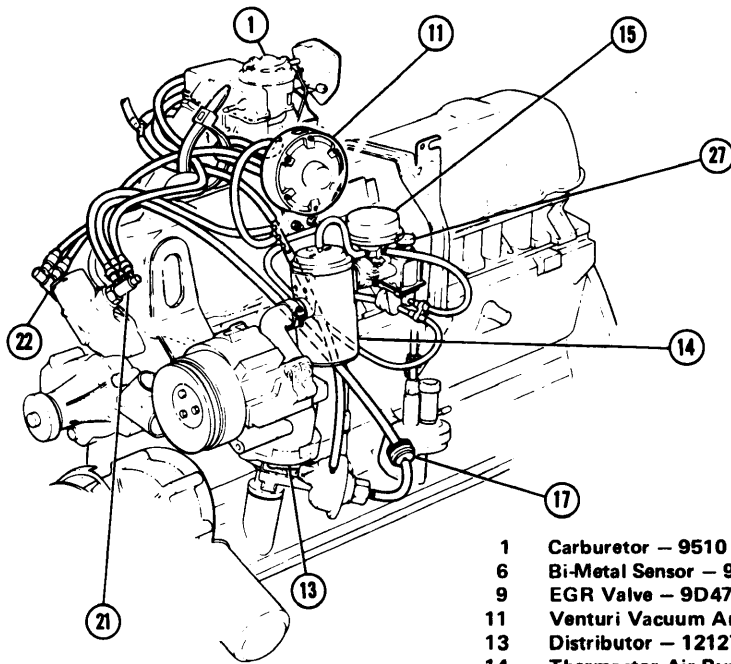


- 1 Carburetor - 9510
- 6 Bi-Metal Sensor - 9E607
- 9 EGR Valve - 9D475
- 11 Venturi Vacuum Amplifier - 9E451
- 13 Distributor - 12127
- 14 Thermactor Air Bypass Valve - 9B289
- 15 Thermactor Vacuum Differential Valve - 9E441
- 17 Delay Valve (Spark) - 12A189
- 22 PVS (EGR) - 9D473
- 27 Vacuum Solenoid - N.C. - 9D474
- 29 Vacuum Check Valve - 12A197

FIG. 25 250" 6 CYL.

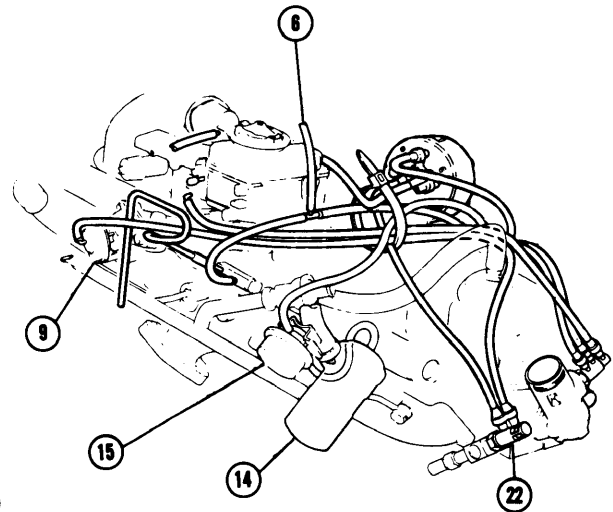
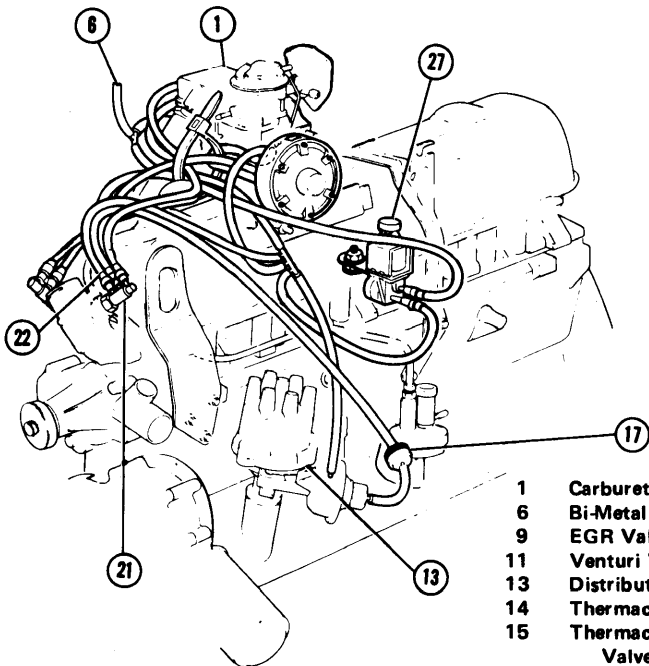
# 1976 EXHAUST EMISSION SYSTEMS

## Ford Motor Co. Vacuum Diagrams (Cont.)



- 1 Carburetor - 9510
- 6 Bi-Metal Sensor - 9E607
- 9 EGR Valve - 9D475
- 11 Venturi Vacuum Amplifier - 9E451
- 13 Distributor - 12127
- 14 Thermactor Air Bypass Valve - 9B289
- 15 Thermactor Vacuum Differential Valve - 9E441
- 17 Delay Valve (Spark) - 12A189
- 21 PVS (Cooling) - 12A091
- 22 PVS (EGR) - 9D473
- 27 Vacuum Solenoid - N.C. - 9D474

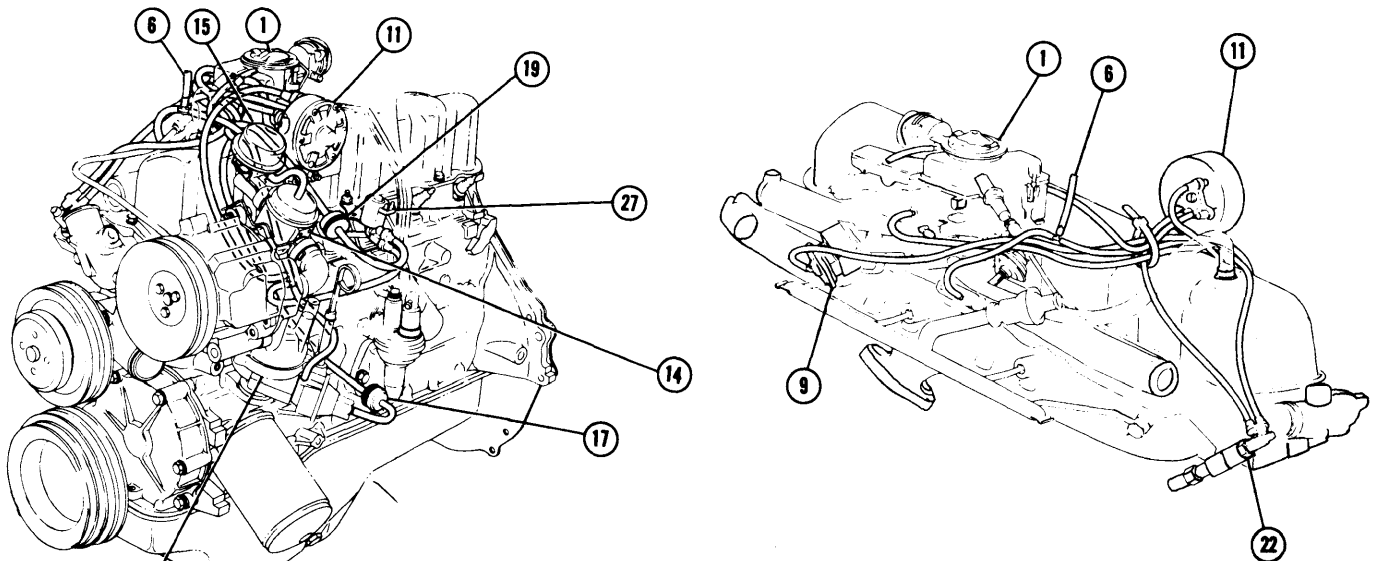
FIG. 26 250" 6 CYL. W/AC



- 1 Carburetor - 9510
- 6 Bi-Metal Sensor - 9E607
- 9 EGR Valve - 9D475
- 11 Venturi Vacuum Amplifier - 9E451
- 13 Distributor - 12127
- 14 Thermactor Air Bypass Valve - 9B289
- 15 Thermactor Vacuum Differential Valve - 9E441
- 17 Delay Valve (Spark) - 12A189
- 20 Retard Delay Valve (CSSA) - 12A208
- 21 PVS (Cooling) - 12A049
- 22 PVS (EGR) - 9D473
- 27 Vacuum Solenoid - N.C. - 9D474

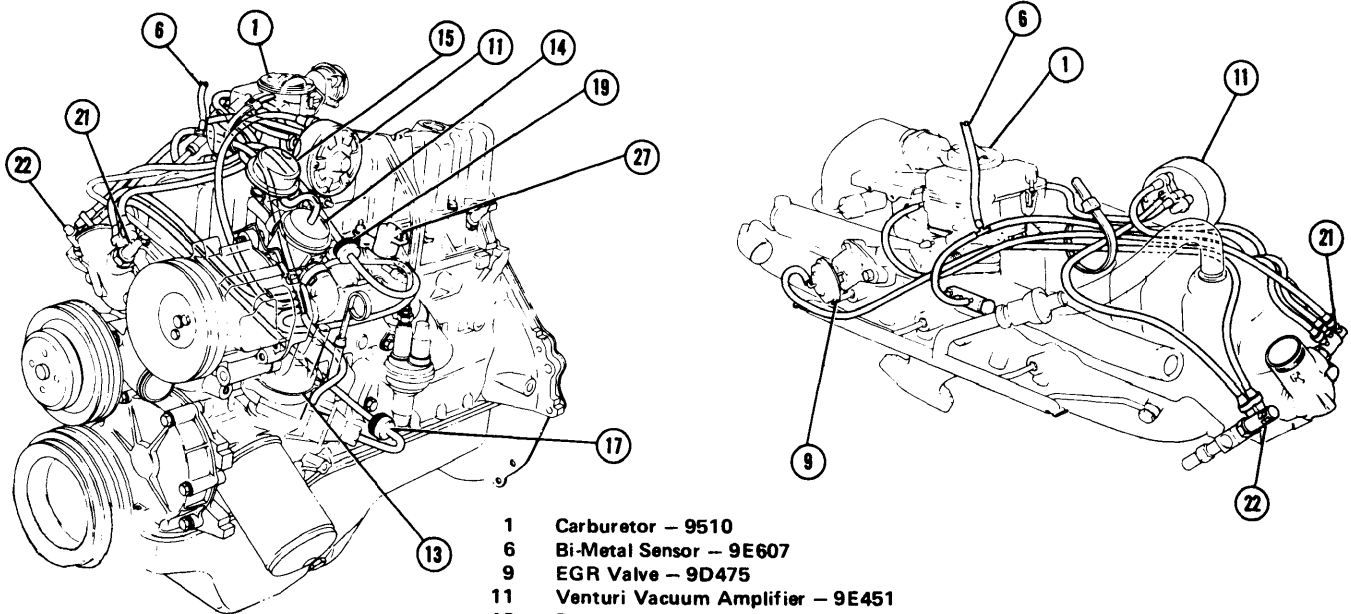
FIG. 27 250" 6 CYL. W/AC

# 1976 EXHAUST EMISSION SYSTEMS Ford Motor Co. Vacuum Diagrams (Cont.)



- 1 Carburetor - 9510
- 6 Bi-Metal Sensor - 9E607
- 9 EGR Valve - 9D475
- 11 Venturi Vacuum Amplifier - 9E451
- 13 Distributor - 12127
- 14 Thermactor Air Bypass Valve - 9B289
- 15 Thermactor Vacuum Differential Valve - 9E441
- 17 Delay Valve (Spark) - 12A189
- 19 Delay Valve (Therm) - 12A208
- 22 PVS (EGR) - 9D473
- 27 Vacuum Solenoid - N.C. - 9D474

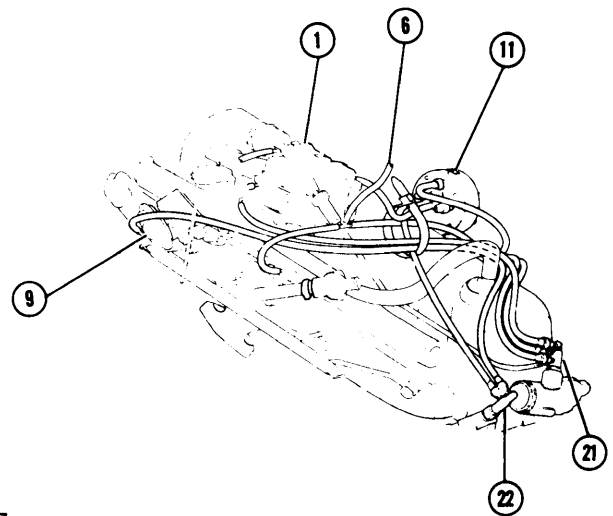
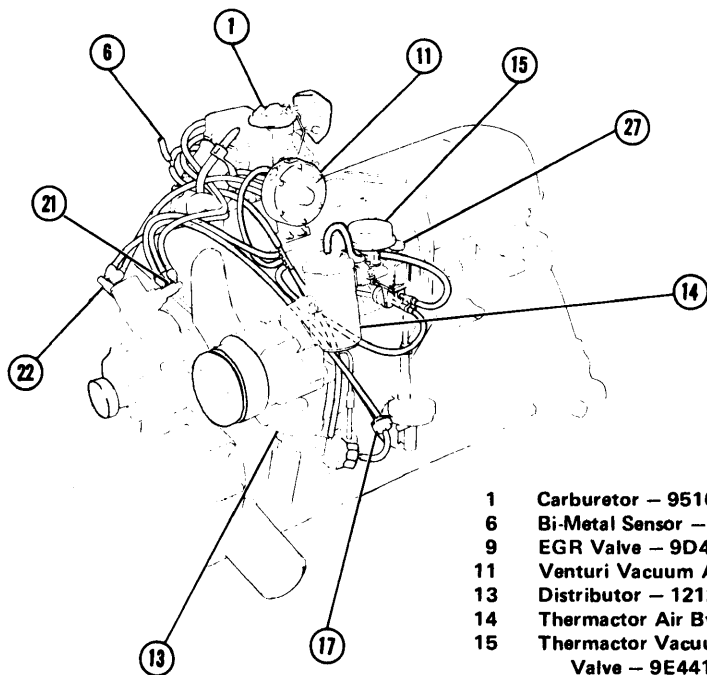
FIG. 28 250" 6 CYL.



- 1 Carburetor - 9510
- 6 Bi-Metal Sensor - 9E607
- 9 EGR Valve - 9D475
- 11 Venturi Vacuum Amplifier - 9E451
- 13 Distributor - 12127
- 14 Thermactor Air Bypass Valve - 9B289
- 15 Thermactor Vacuum Differential Valve - 9E441
- 17 Delay Valve (Spark) - 12A189
- 19 Delay Valve (Therm) - 12A208
- 21 PVS (Cooling) - 12A091
- 22 PVS (EGR) - 9D473
- 27 Vacuum Solenoid - N.C. - 9D474

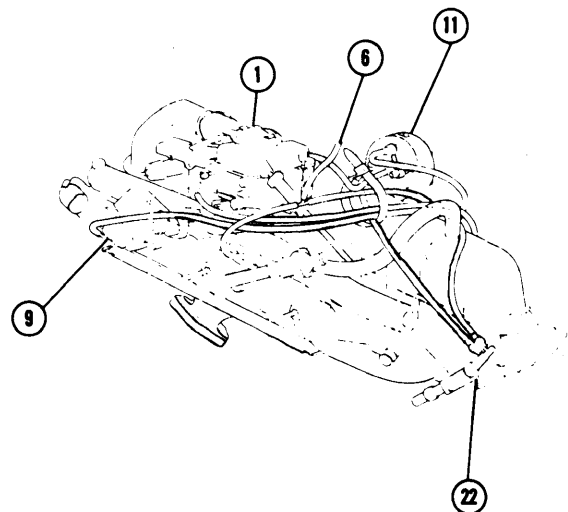
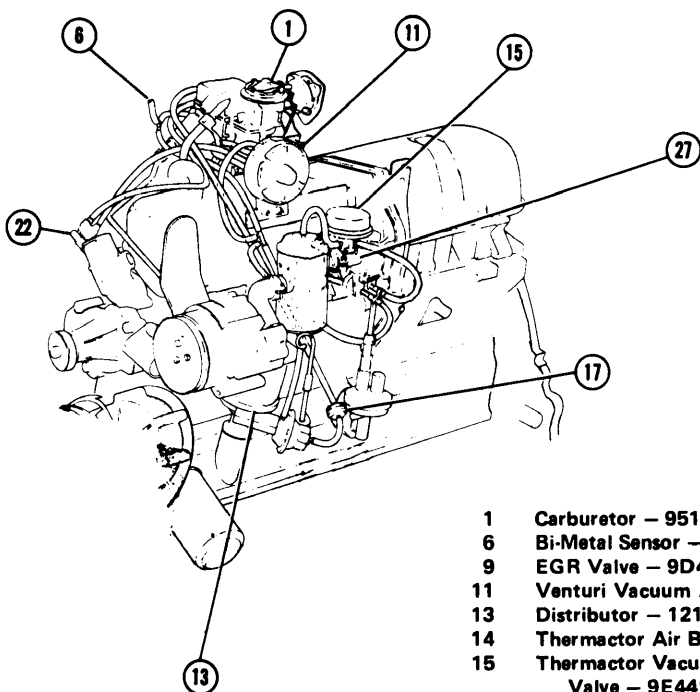
FIG. 29 250" 6 CYL. W/AC

# 1976 EXHAUST EMISSION SYSTEMS Ford Motor Co. Vacuum Diagrams (Cont.)



- 1 Carburetor - 9510
- 6 Bi-Metal Sensor - 9E607
- 9 EGR Valve - 9D475
- 11 Venturi Vacuum Amplifier - 9E451
- 13 Distributor - 12127
- 14 Thermactor Air Bypass Valve - 9B289
- 15 Thermactor Vacuum Differential Valve - 9E441
- 17 Delay Valve (Spark) - 12A189
- 21 PVS (Cooling) - 12A091
- 22 PVS (EGR) - 9D473
- 27 Vacuum Solenoid - N.C. - 9D474

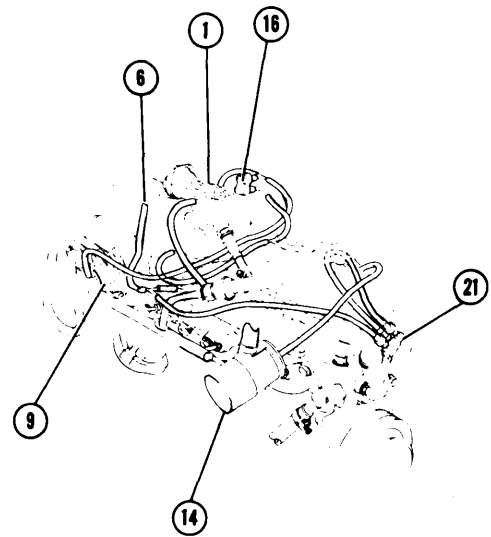
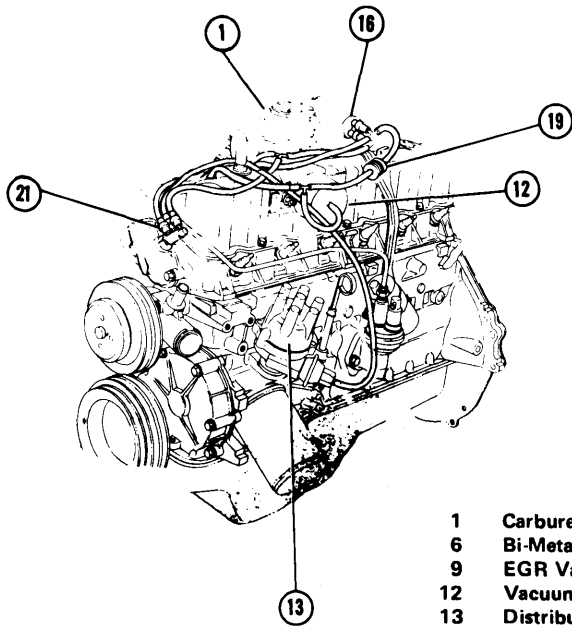
FIG. 30 250" 6 CYL.



- 1 Carburetor - 9510
- 6 Bi-Metal Sensor - 9E607
- 9 EGR Valve - 9D475
- 11 Venturi Vacuum Amplifier - 9E451
- 13 Distributor - 12127
- 14 Thermactor Air Bypass Valve - 9B289
- 15 Thermactor Vacuum Differential Valve - 9E441
- 17 Delay Valve (Spark) - 12A189
- 22 PVS (EGR) - 9D473
- 27 Vacuum Solenoid - N.C. - 9D474

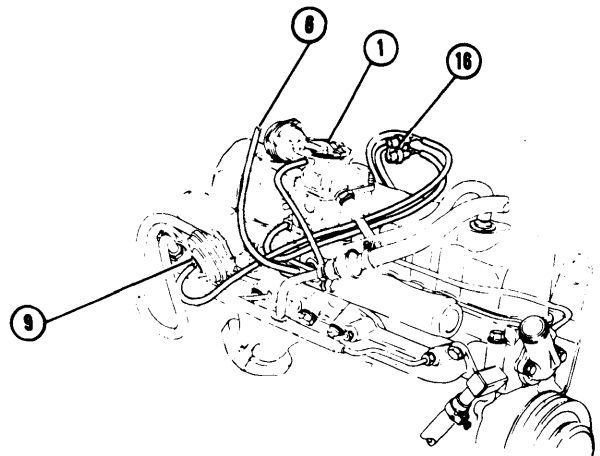
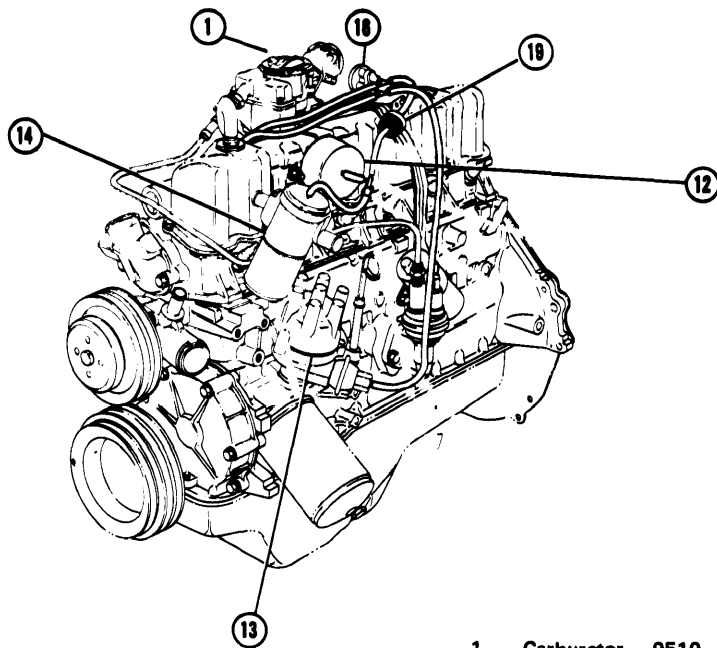
FIG. 31 250" 6 CYL.

# 1976 EXHAUST EMISSION SYSTEMS Ford Motor Co. Vacuum Diagrams (Cont.)



- 1 Carburetor - 9510
- 6 Bi-Metal Sensor - 9E607
- 9 EGR Valve - 9D475
- 12 Vacuum Reservoir - 9E453
- 13 Distributor - 12127
- 14 Thermactor Air Bypass Valve - 9B289
- 16 Temp. Vacuum System Valve - 9A995
- 19 Delay Valve (Therm) - 9E897
- 21 PVS (Cooling) - 12A091

FIG. 32 250" 6 CYL.

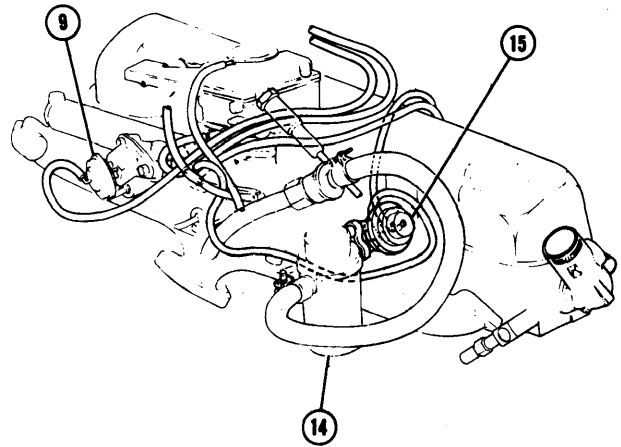
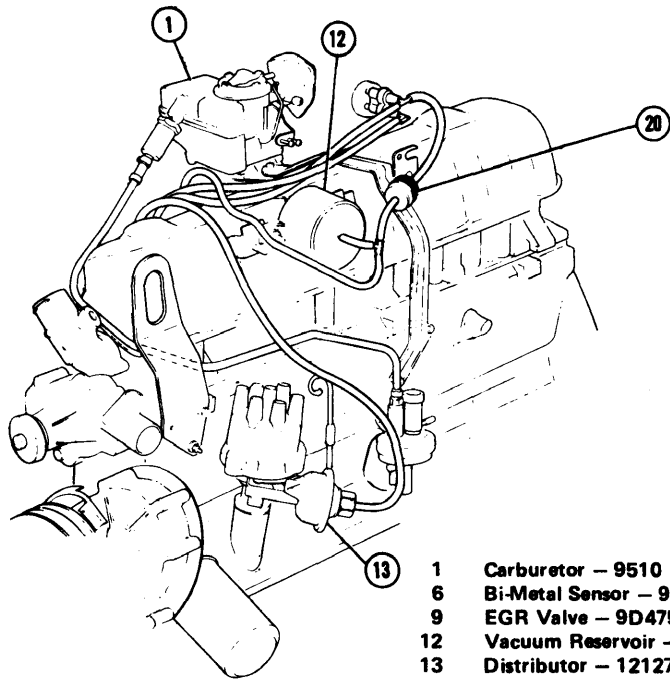


- 1 Carburetor - 9510
- 6 Bi-Metal Sensor - 9E607
- 9 EGR Valve - 9D475
- 12 Vacuum Reservoir - 9E453
- 13 Distributor - 12127
- 14 Thermactor Air Bypass Valve - 9B289
- 16 Temp. Vacuum System Valve - 9A995
- 19 Delay Valve (Therm) - 9E897

FIG. 33 250" 6 CYL.

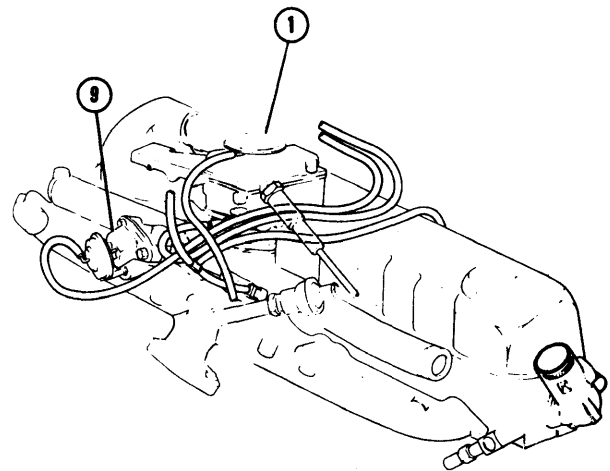
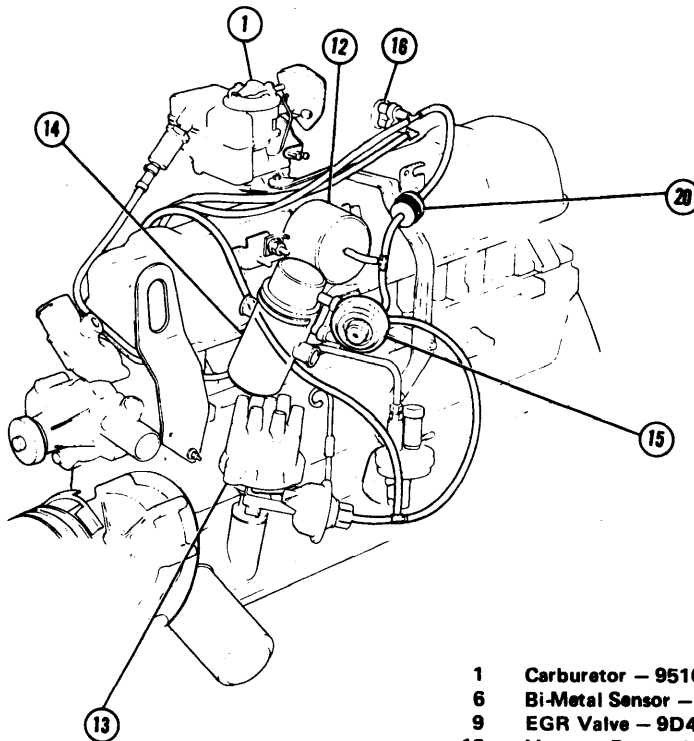
# 1976 EXHAUST EMISSION SYSTEMS

## Ford Motor Co. Vacuum Diagrams (Cont.)



- 1 Carburetor - 9510
- 6 Bi-Metal Sensor - 9E607
- 9 EGR Valve - 9D475
- 12 Vacuum Reservoir - 9E453
- 13 Distributor - 12127
- 14 Thermactor Air Bypass Valve - 9B289
- 15 Thermactor Idle Valve - 9G328
- 16 Temp. Vacuum System Valve - 9A995
- 20 Retard Delay Valve - 9E897

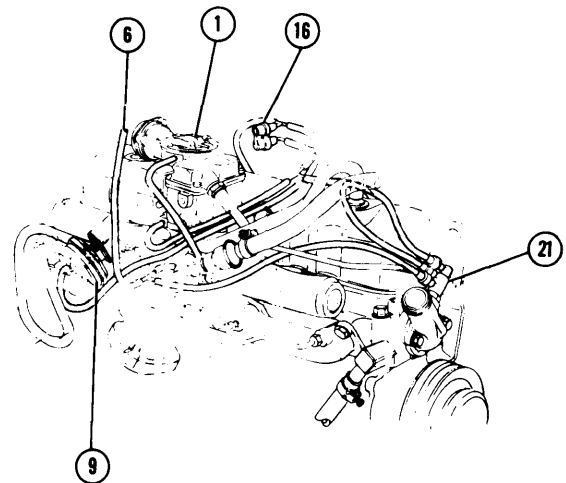
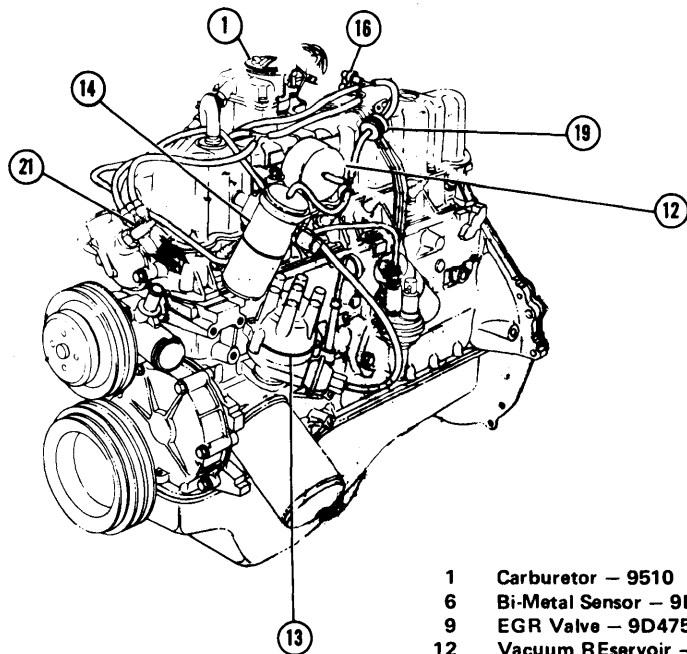
FIG. 34 250" 6 CYL. W/AC



- 1 Carburetor - 9510
- 6 Bi-Metal Sensor - 9E607
- 9 EGR Valve - 9D475
- 12 Vacuum Reservoir - 9E453
- 13 Distributor - 12127
- 14 Thermactor Air Bypass Valve - 9B289
- 15 Thermactor Idle Valve - 9G328
- 16 Temp. Vacuum System Valve - 9A995
- 20 Retard Delay Valve - 9E897

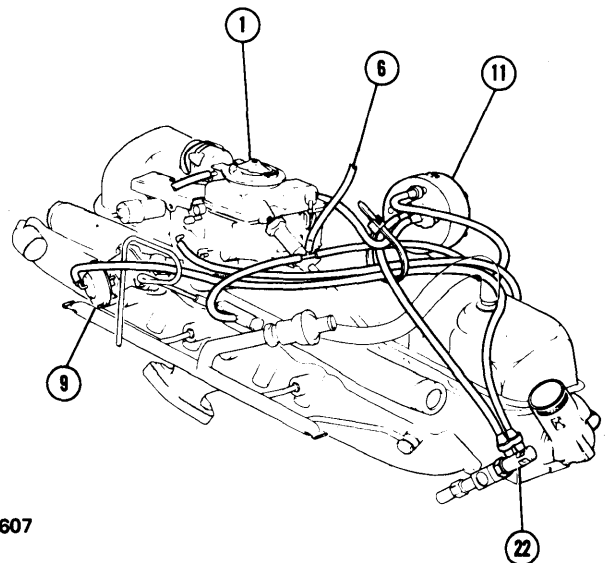
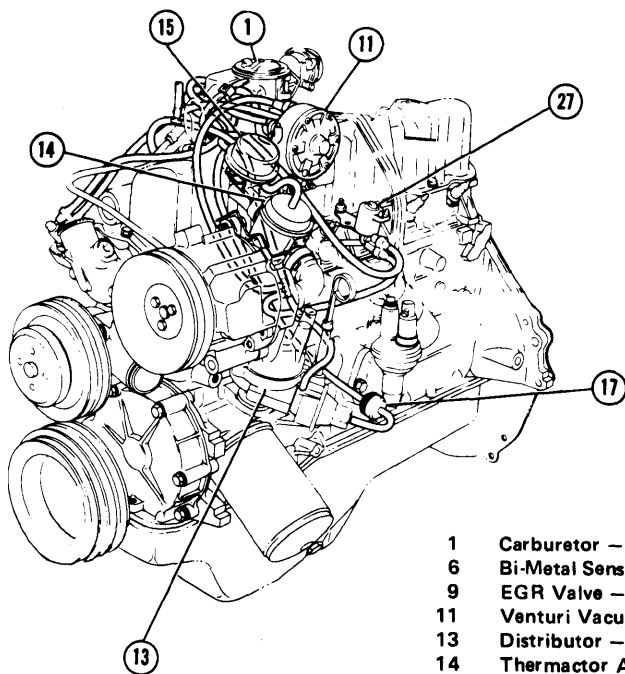
FIG. 35 250" 6 CYL.

# 1976 EXHAUST EMISSION SYSTEMS Ford Motor Co. Vacuum Diagrams (Cont.)



- 1 Carburetor - 9510
- 6 Bi-Metal Sensor - 9E607
- 9 EGR Valve - 9D475
- 12 Vacuum Reservoir - 9E453
- 13 Distributor - 12127
- 14 Thermactor Air Bypass Valve - 9B289
- 16 Temp. Vacuum System Valve - 9A995
- 19 Delay Valve (Therm) - 9E897
- 21 PVS (Cooling) - 12A091

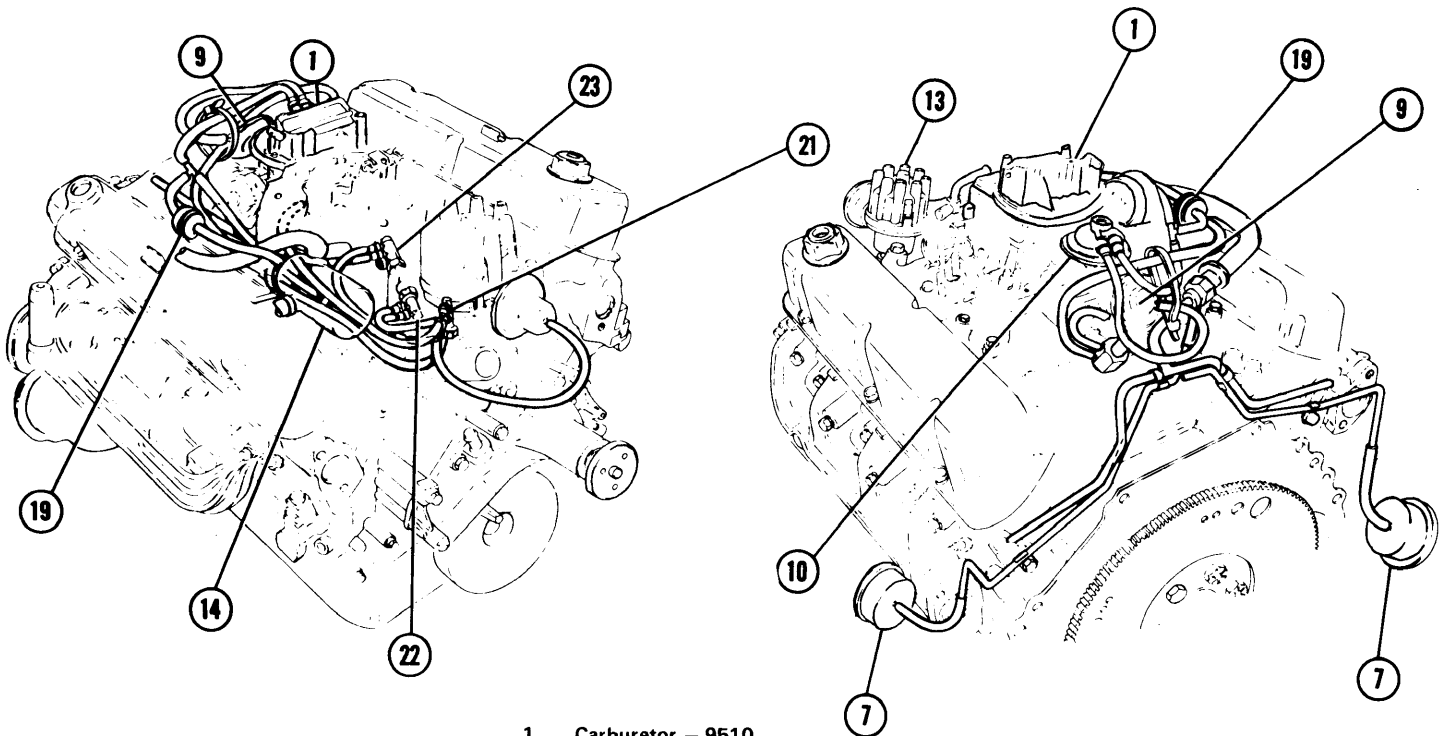
FIG. 36 250" 6 CYL.



- 1 Carburetor - 9510
- 6 Bi-Metal Sensor - 9E607
- 9 EGR Valve - 9D475
- 11 Venturi Vacuum Amplifier - 9E451
- 13 Distributor - 12127
- 14 Thermactor Air Bypass Valve - 9B289
- 15 Thermactor Vacuum Differential Valve - 9E441
- 17 Delay Valve (Spark) - 12A189
- 22 PVS (EGR) - 9D473
- 27 Vacuum Solenoid - N.C. - 9D474

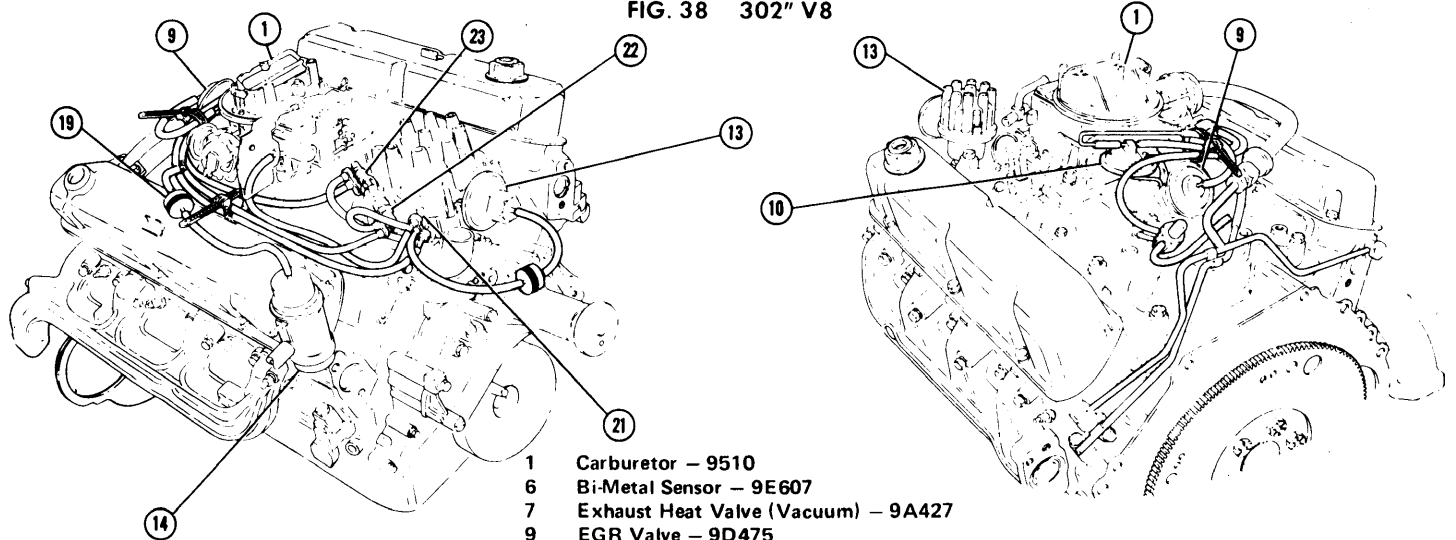
FIG. 37 250" 6 CYL. W/O AC

# 1976 EXHAUST EMISSION SYSTEMS Ford Motor Co. Vacuum Diagrams (Cont.)



- 1 Carburetor - 9510
- 6 Bi-Metal Sensor - 9E607
- 7 Exhaust Heat Valve (Vacuum) - 9A427
- 9 EGR Valve - 9D475
- 10 EGR Backpressure Transducer - 9F452
- 13 Distributor - 12127
- 14 Thermactor Air Bypass Valve - 9B289
- 16 Temp. Vacuum System Valve - 9A995
- 19 Delay Valve (Therm) - 9E897
- 21 PVS (Cooling) - 12A091
- 22 PVS (EGR) - 9D473
- 23 PVS (Exhaust Heat Valve) - 8A564

FIG. 38 302" V8

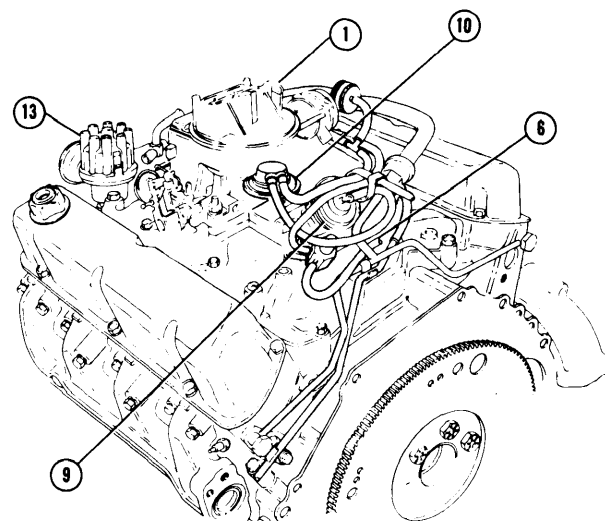
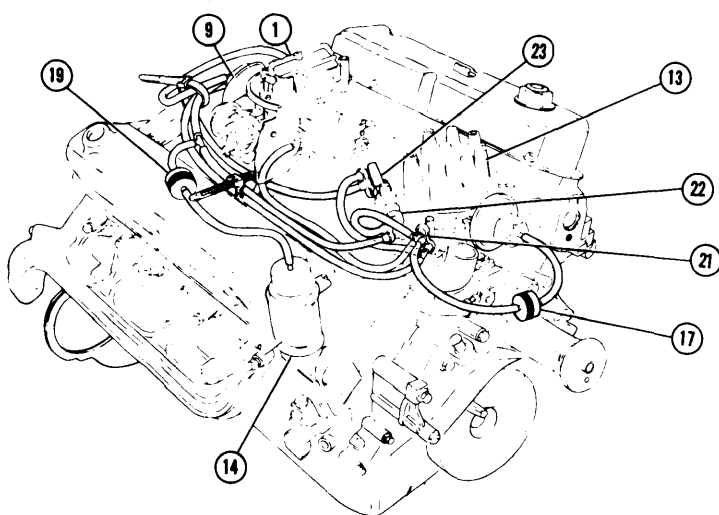


- 1 Carburetor - 9510
- 6 Bi-Metal Sensor - 9E607
- 7 Exhaust Heat Valve (Vacuum) - 9A427
- 9 EGR Valve - 9D475
- 10 EGR Backpressure Transducer - 9F452
- 13 Distributor - 12127
- 14 Thermactor Air Bypass Valve - 9B289
- 16 Temp. Vacuum System Valve - 9A995
- 19 Delay Valve (Therm) - 9E897
- 21 PVS (Cooling) - 12A091
- 22 PVS (EGR) - 9D473
- 23 PVS (Exhaust Heat Valve) - 8A564

FIG. 39 302" V8

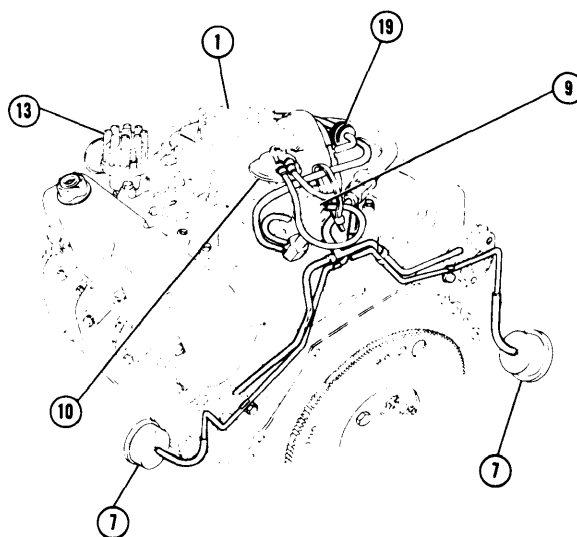
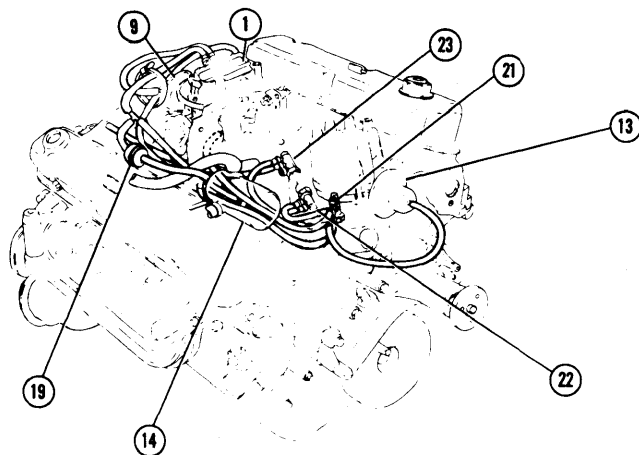
# 1976 EXHAUST EMISSION SYSTEMS

## Ford Motor Co. Vacuum Diagrams (Cont.)



- 1 Carburetor - 9510
- 6 Bi-Metal Sensor - 9E607
- 7 Exhaust Heat Valve (Vacuum) - 9A427
- 9 EGR Valve - 9D475
- 10 EGR Back Pressure Transducer - 9F452
- 13 Distributor - 12127
- 14 Thermaxtor Air Bypass Valve - 9B289
- 17 Delay Valve (Spark) - 12A189
- 19 Delay Valve (Therm) - 9E897
- 21 PVS (Cooling) - 12A091
- 22 PVS (EGR) - 9D473
- 23 PVS (Exhaust Heat Valve) - 8A564

FIG. 40 302" V8

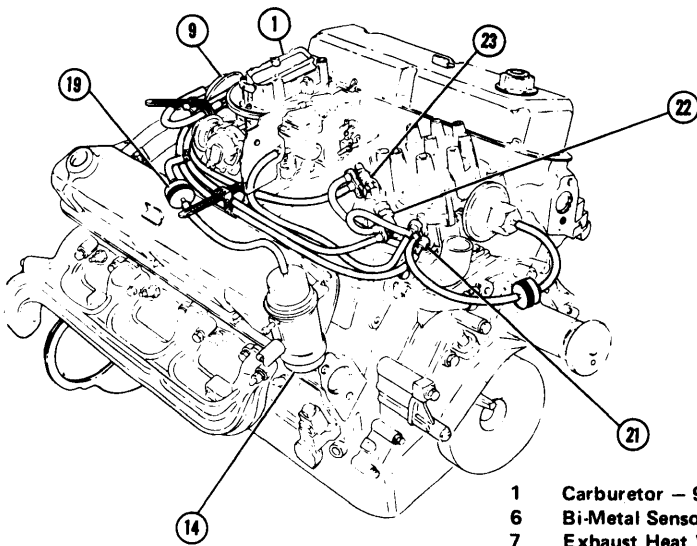


- 1 Carburetor - 9510
- 6 Bi-Metal Sensor - 9E607
- 7 Exhaust Heat Valve (Vacuum) - 9A427
- 9 EGR Valve - 9D475
- 10 EGR Backpressure Transducer - 9F452
- 13 Distributor - 12127
- 14 Thermaxtor Air Bypass Valve - 9B289
- 16 Temp. Vacuum System Valve - 9A995
- 19 Delay Valve (Therm) - 9E897
- 21 PVS (Cooling) - 12A091
- 22 PVS (EGR) - 9D473
- 23 PVS (Exhaust Heat Valve) - 8A564

FIG. 41 302" V8

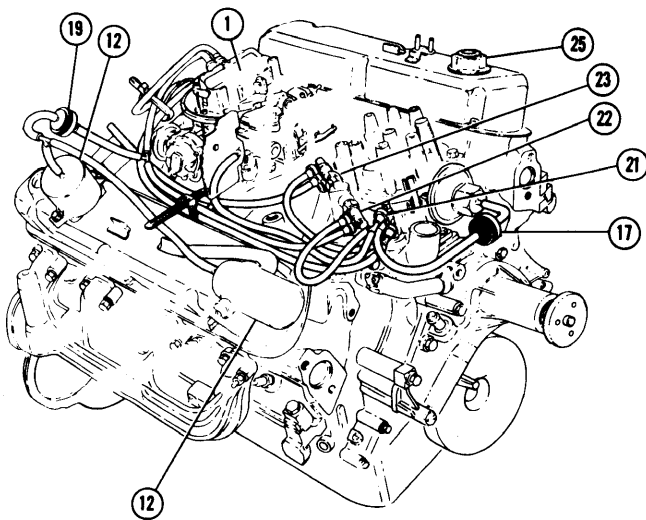
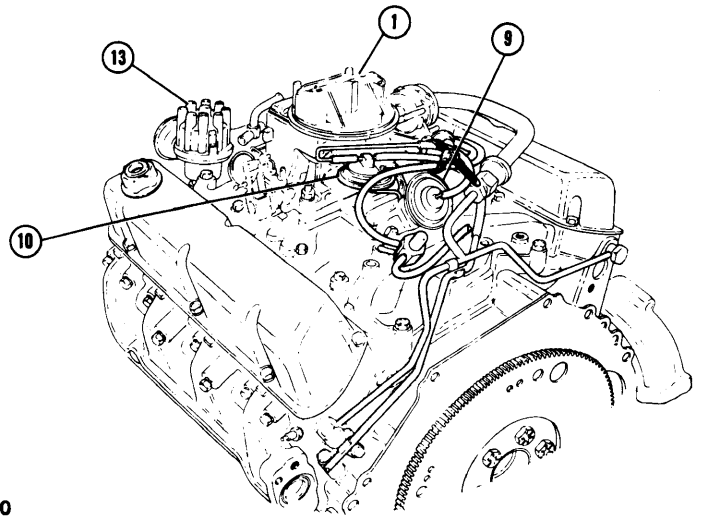
# 1976 EXHAUST EMISSION SYSTEMS

## Ford Motor Co. Vacuum Diagrams (Cont.)



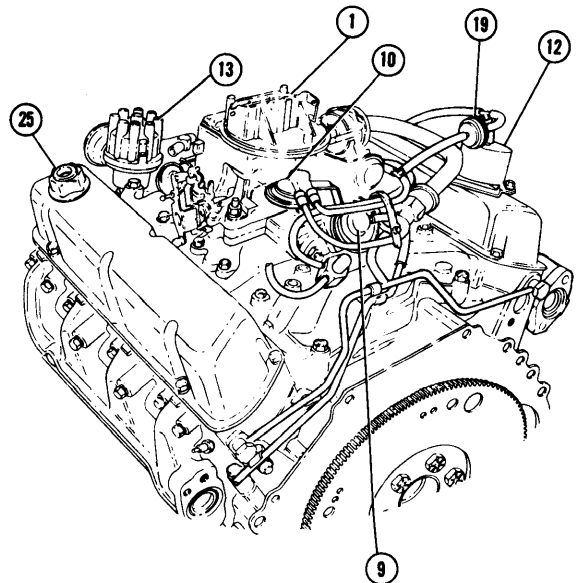
- 1 Carburetor - 9510
- 6 Bi-Metal Sensor - 9E607
- 7 Exhaust Heat Valve (Vacuum) - 9A427
- 9 EGR Valve - 9D475
- 10 EGR Backpressure Transducer - 9F452
- 13 Distributor - 12127
- 14 Thermactor Air Bypass Valve - 9B289
- 16 Temp. Vacuum System Valve - 9A995
- 19 Delay Valve (Therm) - 9E897
- 21 PVS (Cooling) - 12A091
- 22 PVS (EGR) - 9D473
- 23 PVS (Exhaust Heat Valve) - 8A564

FIG. 42 302" V8

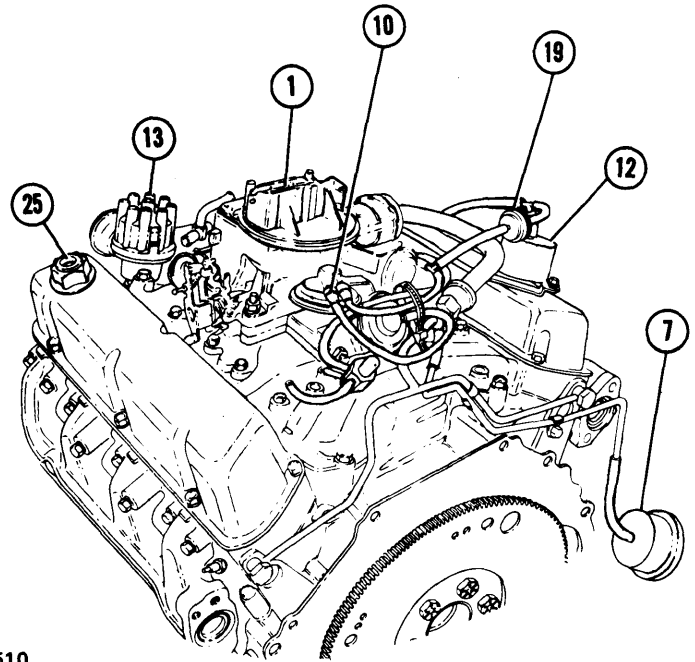
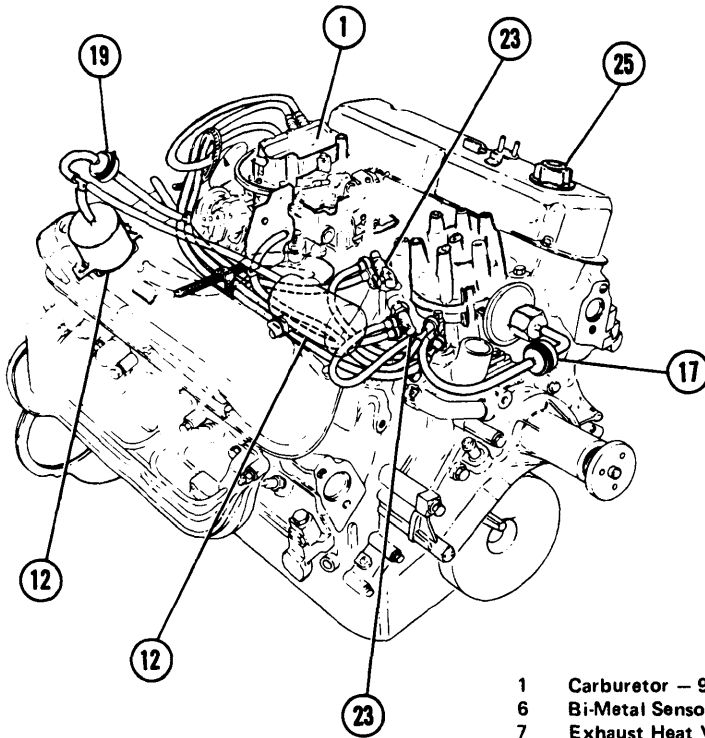


- 1 Carburetor - 9510
- 6 Bi-Metal Sensor - 9E607
- 7 Exhaust Heat Valve (Vacuum) - 9A427
- 9 EGR Valve - 9D475
- 10 EGR Back Pressure Transducer - 9F452
- 12 Vacuum Reservoir - 9E453
- 13 Distributor - 12127
- 14 Thermactor Air Bypass Valve - 9B289
- 17 Delay Valve (Spark) - 12A189
- 19 Delay Valve (Therm) - 9E897
- 21 PVS (Cooling) - 12A091
- 22 PVS (EGR) - 8A564
- 23 PVS (Exhaust Heat Valve) - 9D473

FIG. 43 302" V8

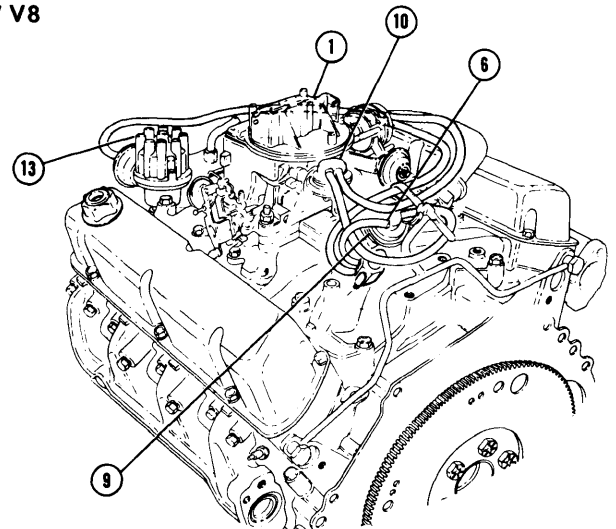
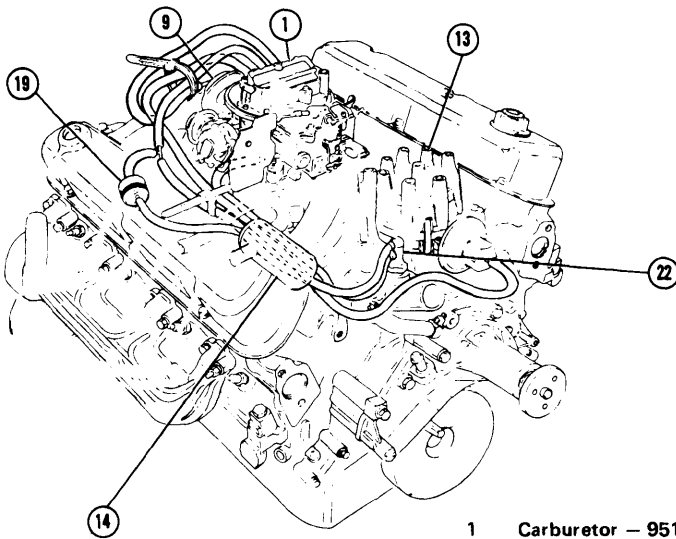


# 1976 EXHAUST EMISSION SYSTEMS Ford Motor Co. Vacuum Diagrams (Cont.)



- 1 Carburetor - 9510
- 6 Bi-Metal Sensor - 9E607
- 7 Exhaust Heat Valve (Vacuum) - 9A427
- 9 EGR Valve - 9D475
- 10 EGR Back Pressure Transducer - 9F452
- 12 Vacuum Reservoir - 9E453
- 13 Distributor - 12127
- 14 Thermactor Air Bypass Valve - 9B289
- 17 Delay Valve (Spark) - 12A189
- 19 Delay Valve (Therm) - 9E897
- 21 PVS (Cooling) - 12A091
- 22 PVS (EGR) - 8A564
- 23 PVS (Exhaust Heat Valve) - 9D473

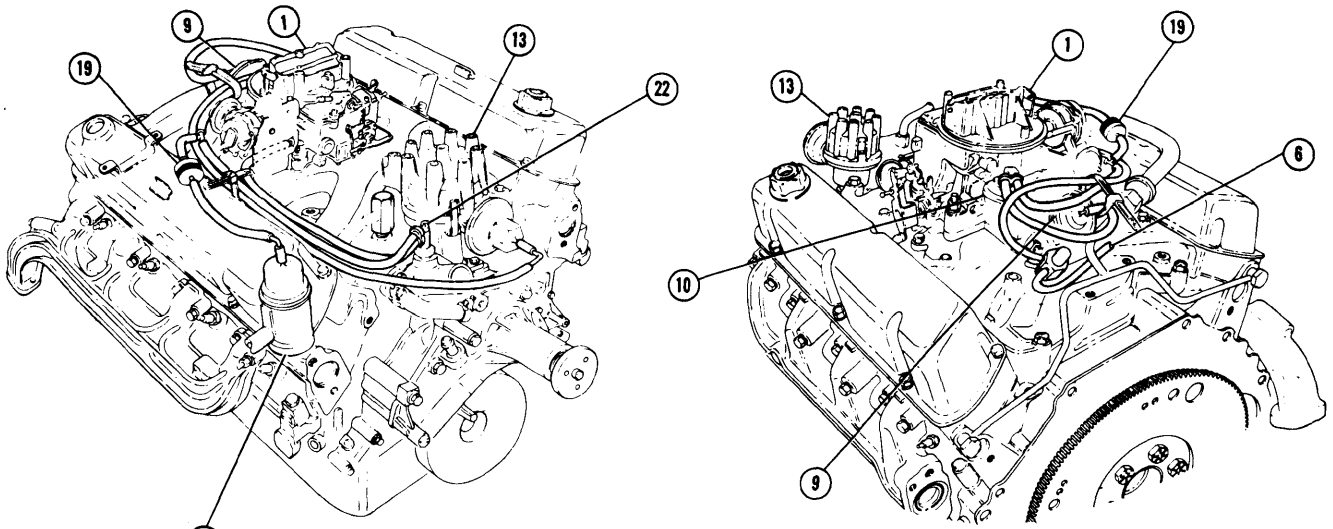
FIG. 44 302" V8



- 1 Carburetor - 9510
- 6 Bi-Metal Sensor - 9E607
- 9 EGR Valve - 9D475
- 10 EGR Back Pressure Transducer - 9F452
- 13 Distributor - 12127
- 14 Thermactor Air Bypass Valve - 9B289
- 19 Delay Valve (Therm) - 9E897
- 22 PVS (EGR) - 9D473

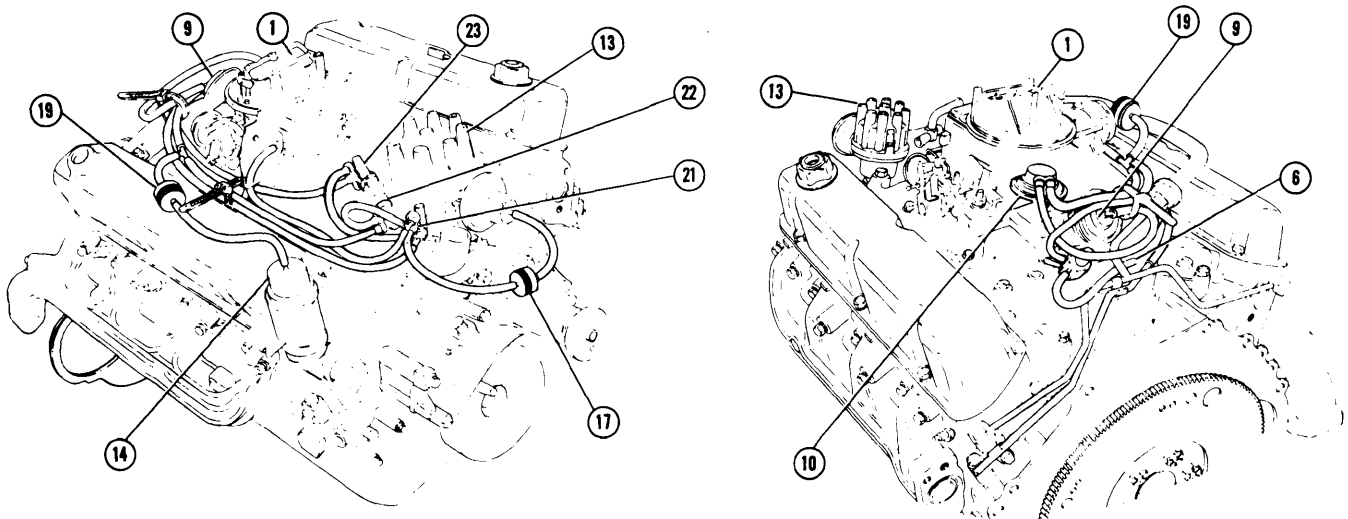
FIG. 45 302" V8

# 1976 EXHAUST EMISSION SYSTEMS Ford Motor Co. Vacuum Diagrams (Cont.)



- 1 Carburetor - 9510
- 6 Bi-Metal Sensor - 9E607
- 9 EGR Valve - 9D475
- 10 EGR Back Pressure Transducer - 9F452
- 13 Distributor - 12127
- 14 Thermaxtor Air Bypass Valve - 9B289
- 19 Delay Valve (Therm) - 9E897
- 22 PVS (EGR) - 9D473

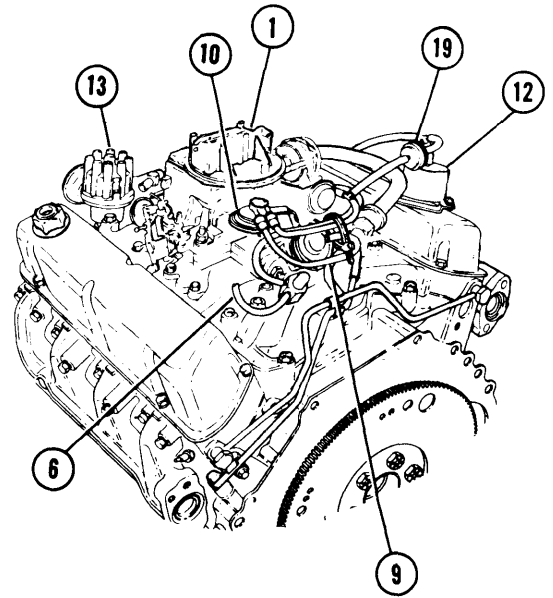
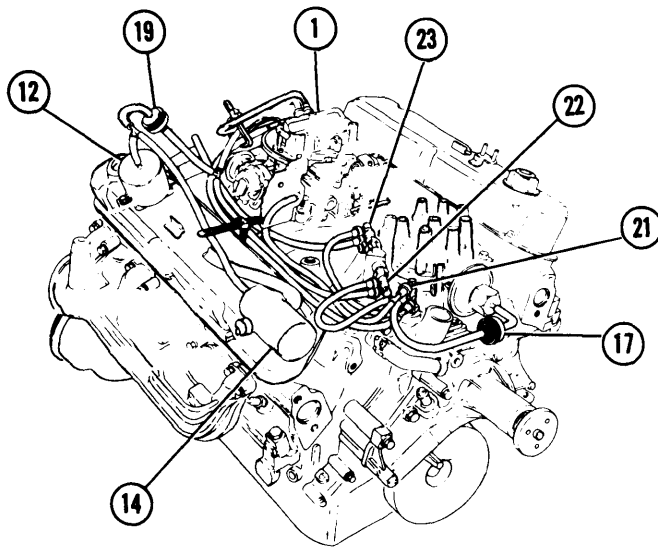
FIG. 46 302" V8



- 1 Carburetor - 9510
- 6 Bi-Metal Sensor - 9E607
- 7 Exhaust Heat Valve (Vacuum) - 9A427
- 9 EGR Valve - 9D475
- 10 EGR Back Pressure Transducer - 9F452
- 13 Distributor - 12127
- 14 Thermaxtor Air Bypass Valve - 9B289
- 17 Delay Valve (Spark) - 12A189
- 19 Delay Valve (Therm) - 9E897
- 21 PVS (Cooling) - 12A091
- 22 PVS (EGR) - 9D473
- 23 PVS (Exhaust Heat Valve) - 8A564

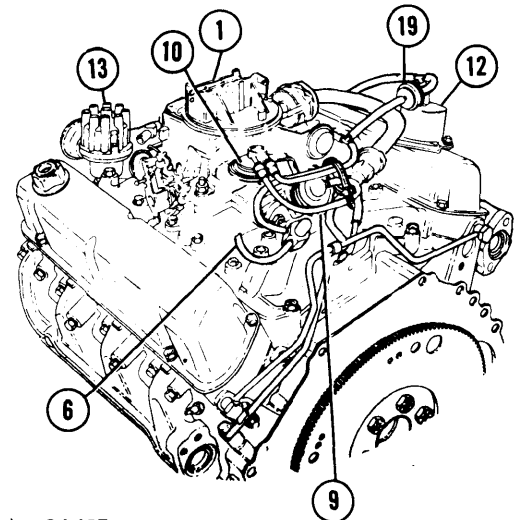
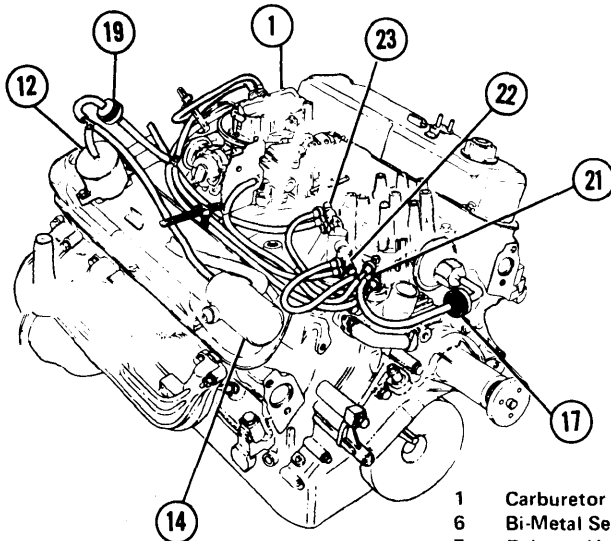
FIG. 47 302" V8

# 1976 EXHAUST EMISSION SYSTEMS Ford Motor Co. Vacuum Diagrams (Cont.)



- 1 Carburetor – 9510
- 6 Bi-Metal Sensor – 9E607
- 7 Exhaust Heat Valve (Vacuum) – 9A427
- 9 EGR Valve – 9D475
- 10 EGR Backpressure Transducer – 9F452
- 12 Vacuum Reservoir – 9E453
- 13 Distributor – 12127
- 14 Thermactor Air Bypass Valve – 9B289
- 17 Delay Valve (Spark) – 12A189
- 19 Delay Valve (Therm) – 9E897
- 21 PVS (Cooling) – 12A091
- 22 PVS (EGR) – 9D473
- 23 PVS (Exhaust Heat Valve) – 8A564

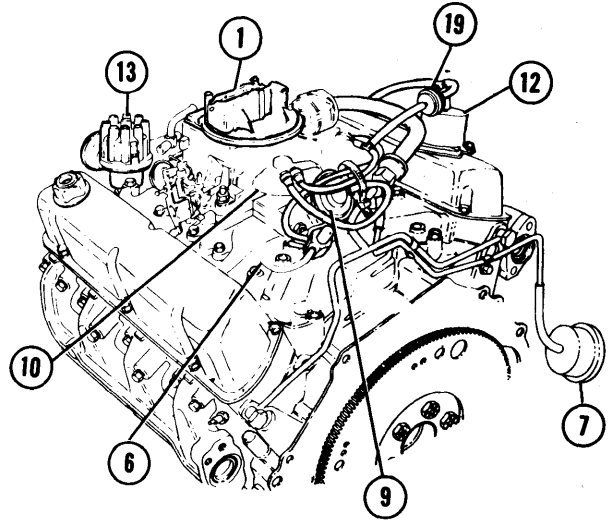
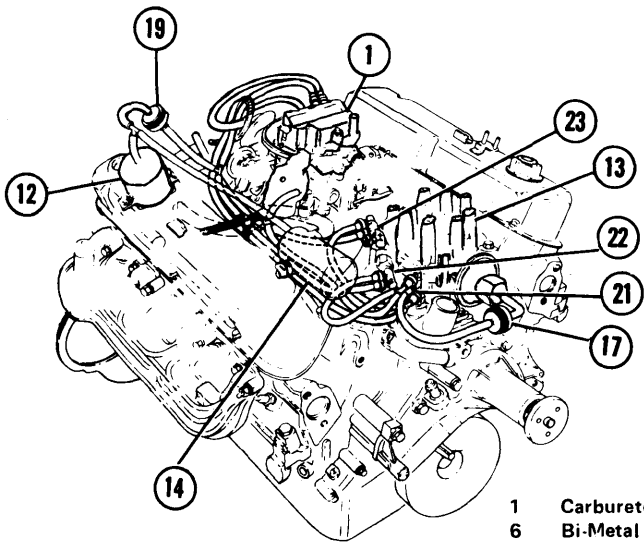
FIG. 48 302" V8



- 1 Carburetor – 9510
- 6 Bi-Metal Sensor – 9E607
- 7 Exhaust Heat Valve (Vacuum) – 9A427
- 9 EGR Valve – 9D475
- 10 EGR Backpressure Transducer – 9F452
- 12 Vacuum Reservoir – 9E453
- 13 Distributor – 12127
- 14 Thermactor Air Bypass Valve – 9B289
- 17 Delay Valve (Spark) – 12A189
- 19 Delay Valve (Therm) – 9E897
- 21 PVS (Cooling) – 12A091
- 22 PVS (EGR) – 9D473
- 23 PVS (Exhaust Heat Valve) – 8A564

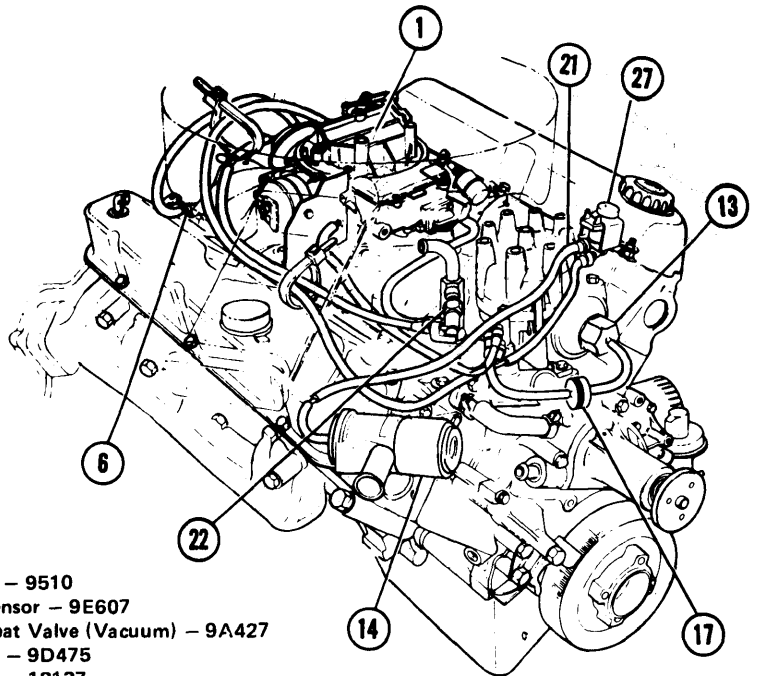
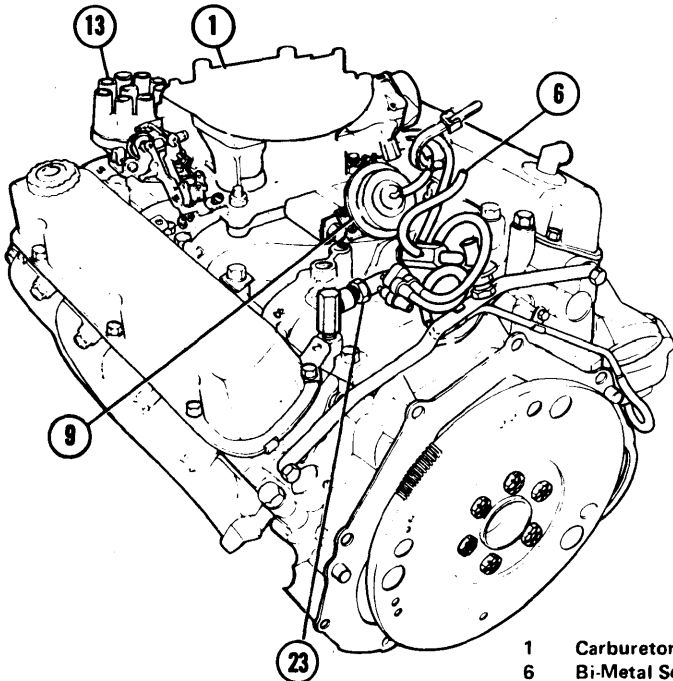
FIG. 49 302" V8

# 1976 EXHAUST EMISSION SYSTEMS Ford Motor Co. Vacuum Diagrams (Cont.)



- 1 Carburetor - 9510
- 6 Bi-Metal Sensor - 9E607
- 7 Exhaust Heat Valve (Vacuum) - 9A427
- 9 EGR Valve - 9D475
- 10 EGR Backpressure Transducer - 9F452
- 12 Vacuum Reservoir - 9E453
- 13 Distributor - 12127
- 14 Thermactor Air Bypass Valve - 9B289
- 17 Delay Valve (spark) - 12A189
- 19 Delay Valve (Therm) - 9E897
- 21 PVS (Cooling) - 12A091
- 22 PVS (EGR) - 9D473
- 23 PVS (Exhaust Heat Valve) - 8A564

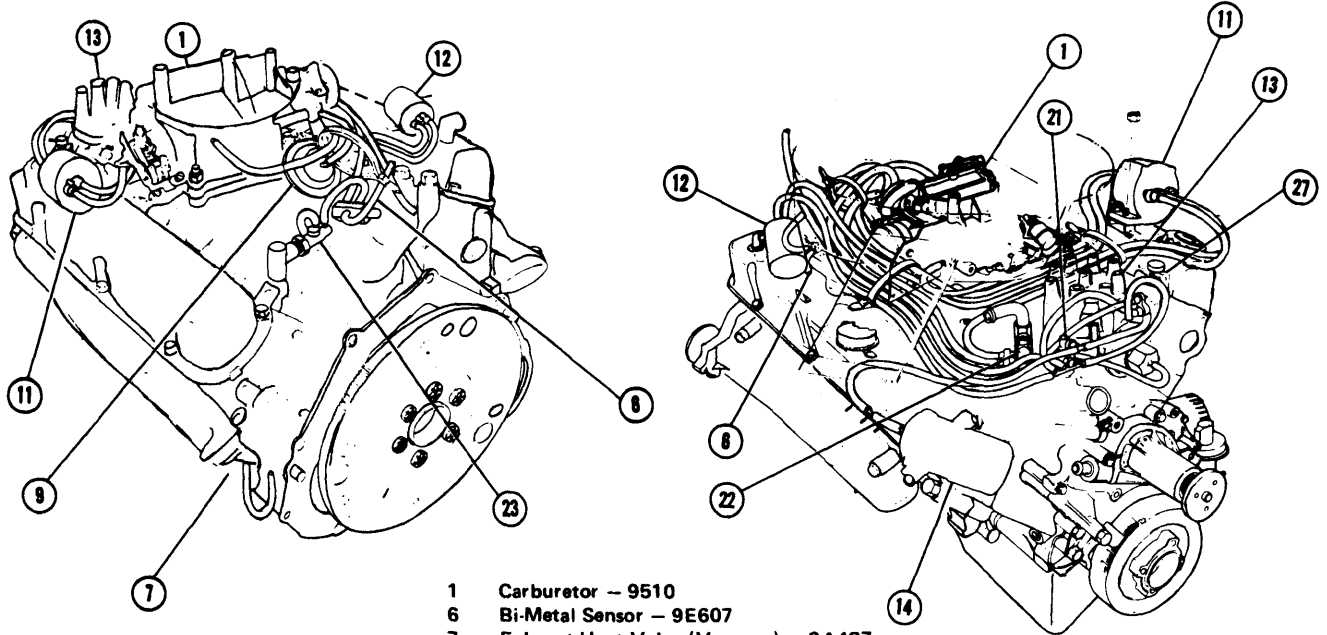
FIG. 50 302" V8



- 1 Carburetor - 9510
- 6 Bi-Metal Sensor - 9E607
- 7 Exhaust Heat Valve (Vacuum) - 9A427
- 9 EGR Valve - 9D475
- 13 Distributor - 12127
- 14 Thermactor Air Bypass Valve - 9B289
- 17 Delay Valve (Spark) - 12A189
- 21 PVS (Cooling) - 12A091
- 22 PVS (EGR) - 9D473
- 23 PVS (Exhaust Heat Valve) - 8A564
- 27 Vacuum Solenoid - N.C. - 9D474

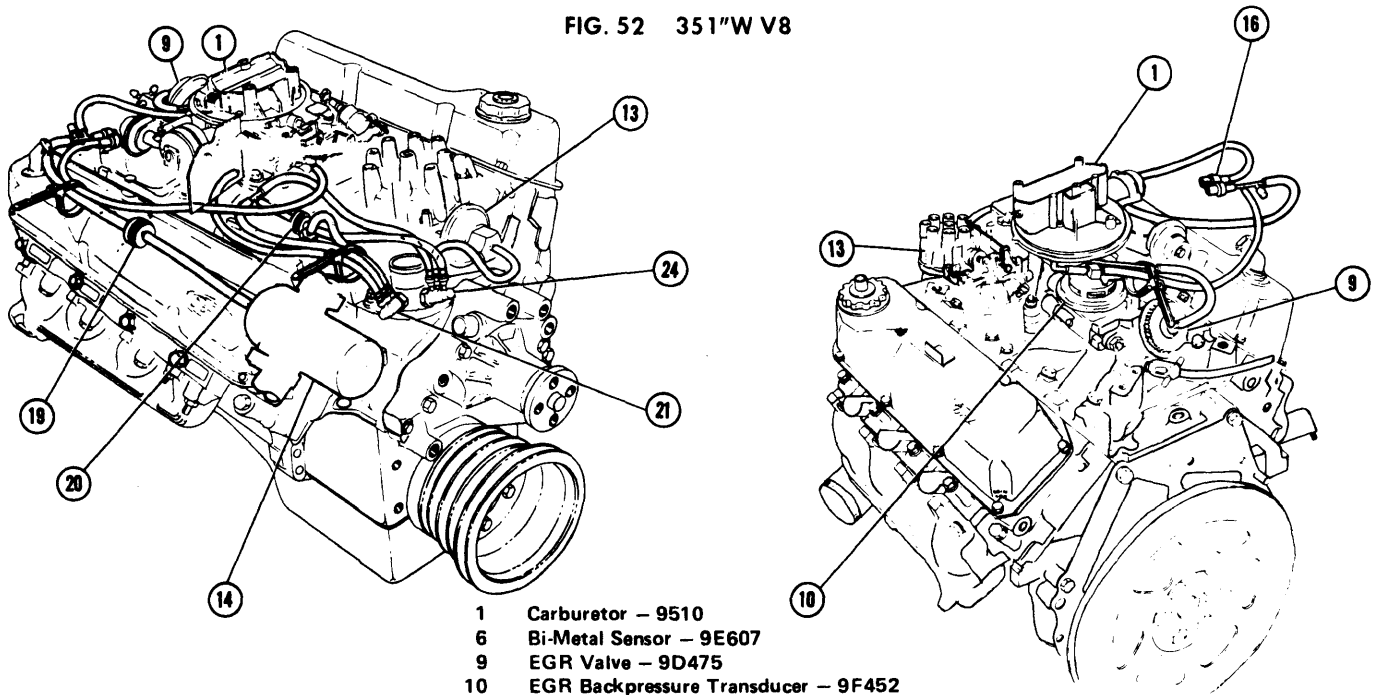
FIG. 51 351" W V8

# 1976 EXHAUST EMISSION SYSTEMS Ford Motor Co. Vacuum Diagrams (Cont.)



- 1 Carburetor - 9510
- 6 Bi-Metal Sensor - 9E607
- 7 Exhaust Heat Valve (Vacuum) - 9A427
- 9 EGR Valve - 9D475
- 11 Venturi Vacuum Amplifier - 9E451
- 12 Vacuum Reservoir - 9E453
- 13 Distributor - 12127
- 14 Thermactor Air Bypass Valve - 9B289
- 21 PVS (Cooling) - 12A091
- 22 PVS (EGR) - 9D473
- 23 PVS (Exhaust Heat Valve) - 8A564
- 27 Vacuum Solenoid - N.C. - 9D474

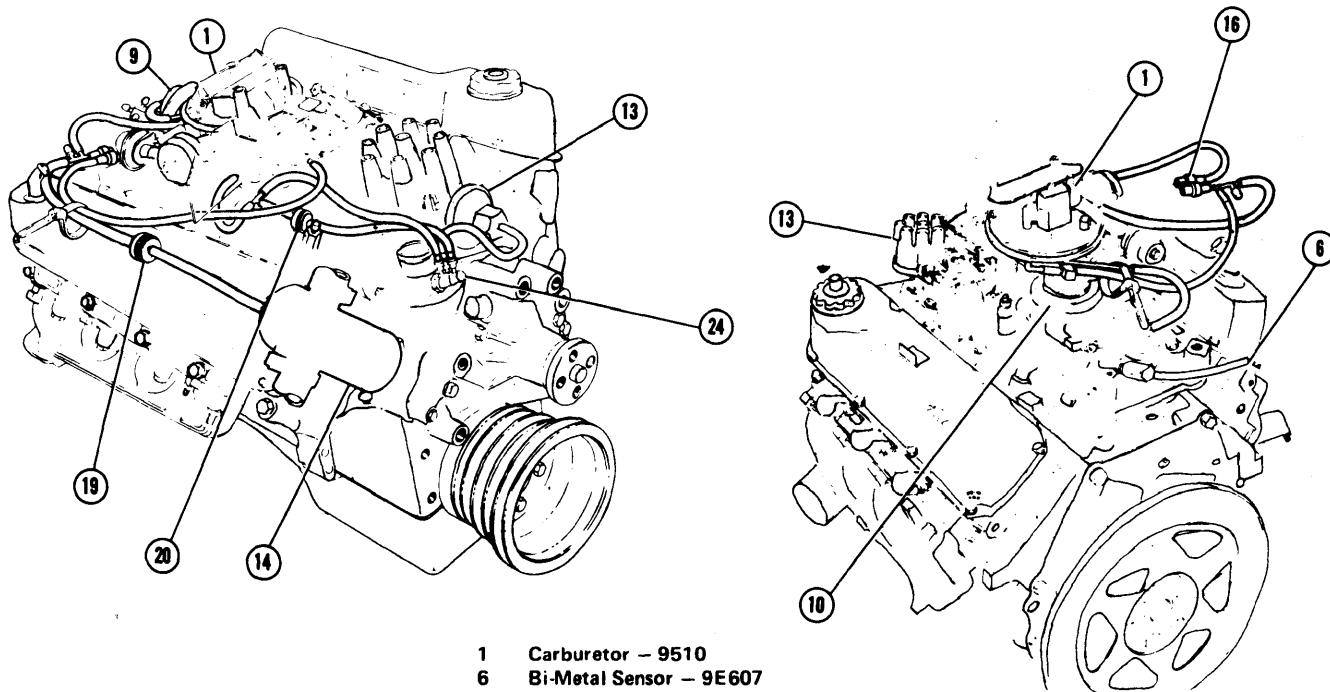
FIG. 52 351" W V8



- 1 Carburetor - 9510
- 6 Bi-Metal Sensor - 9E607
- 9 EGR Valve - 9D475
- 10 EGR Backpressure Transducer - 9F452
- 13 Distributor - 12127
- 14 Thermactor Air Bypass Valve - 9B289
- 16 Temp. Vacuum System Valve - 9A995
- 19 Delay Valve (Therm) - 9E897
- 20 Retard Delay Valve (CSSA) - 12A208
- 21 PVS (Cooling) - 12A091
- 24 PVS (CSSA) - 8A564

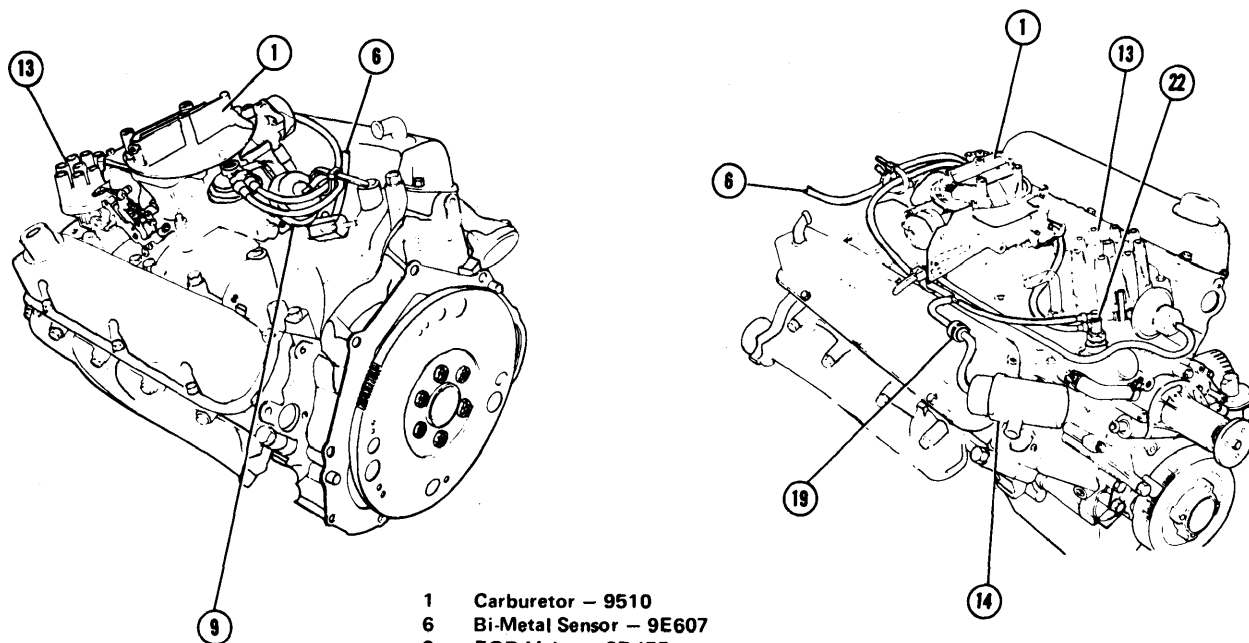
FIG. 53 351" W V8 W/AC

# 1976 EXHAUST EMISSION SYSTEMS Ford Motor Co. Vacuum Diagrams (Cont.)



- 1 Carburetor – 9510
- 6 Bi-Metal Sensor – 9E607
- 9 EGR Valve – 9D475
- 10 EGR Backpressure Transducer – 9F452
- 13 Distributor – 12127
- 14 Thermactor Air Bypass Valve – 9B289
- 16 Temp. Vacuum System Valve – 9A995
- 19 Delay Valve (Therm) – 9E897
- 20 Retard Delay Valve (CSSA) – 12A208
- 24 PVS (CSSA) – 8A564

FIG. 54 351" W V8 W/O AC

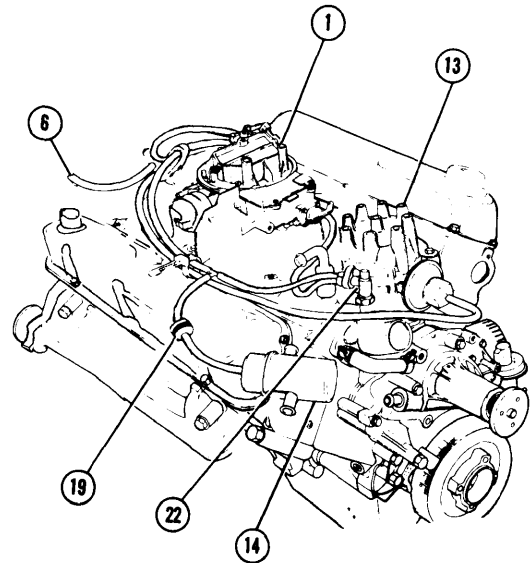
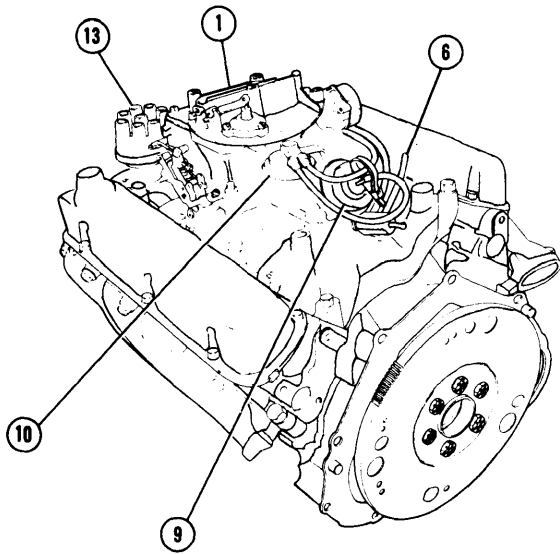


- 1 Carburetor – 9510
- 6 Bi-Metal Sensor – 9E607
- 9 EGR Valve – 9D475
- 13 Distributor – 12127
- 14 Thermactor Air Bypass Valve – 9B289
- 19 Delay Valve (Therm) – 9E897
- 22 PVS (EGR) – 9D473

FIG. 55 351" W V8

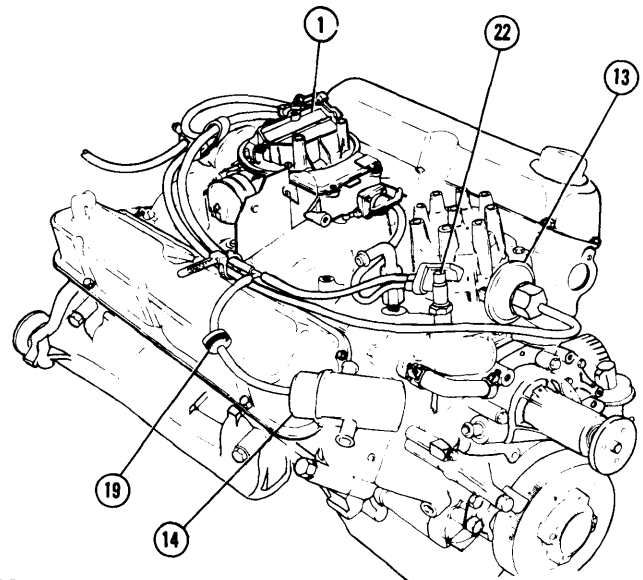
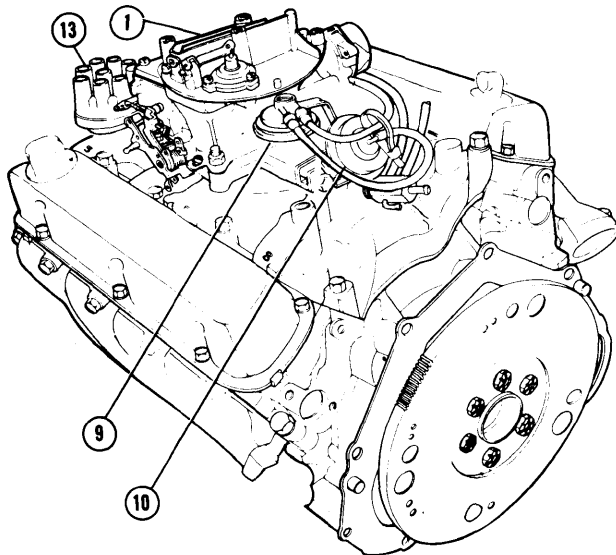
# 1976 EXHAUST EMISSION SYSTEMS

## Ford Motor Co. Vacuum Diagrams (Cont.)



- 1 Carburetor - 9510
- 6 Bi-Metal Sensor - 9E607
- 9 EGR Valve - 9D475
- 10 EGR Backpressure Transducer - 9F452
- 13 Distributor - 12127
- 14 Thermactor Air Bypass Valve - 9B289
- 19 Delay Valve (Therm) - 9E897
- 22 PVS (EGR) - 9D473

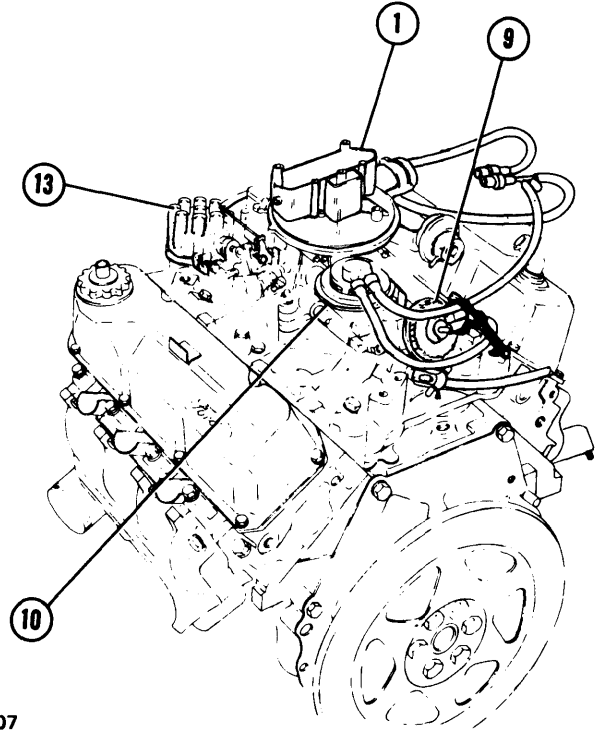
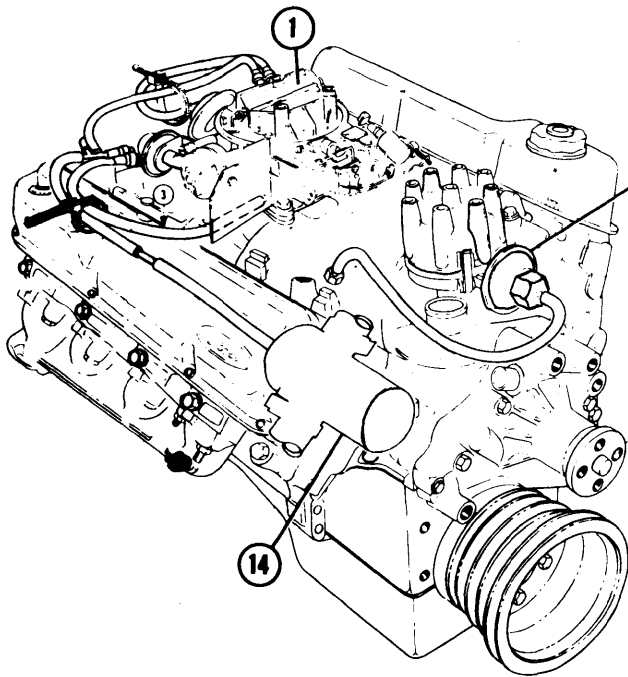
FIG. 56 351"W V8



- 1 Carburetor - 9510
- 6 Bi-Metal Sensor - 9E607
- 9 EGR Valve - 9D475
- 10 EGR Backpressure Transducer - 9F452
- 13 Distributor - 12127
- 14 Thermactor Air Bypass Valve - 9B289
- 16 Temp. Vacuum System Valve - 9A995
- 19 Delay Valve (Therm) - 9E897
- 22 PVS (EGR) - 9D473

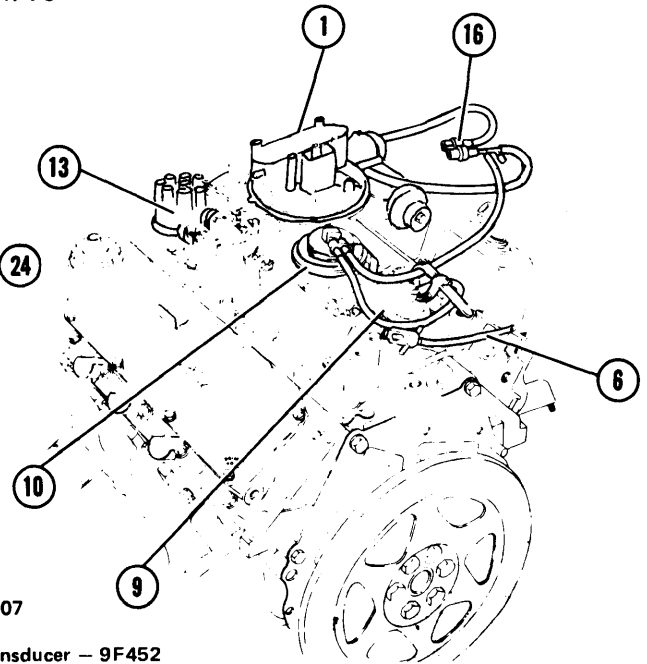
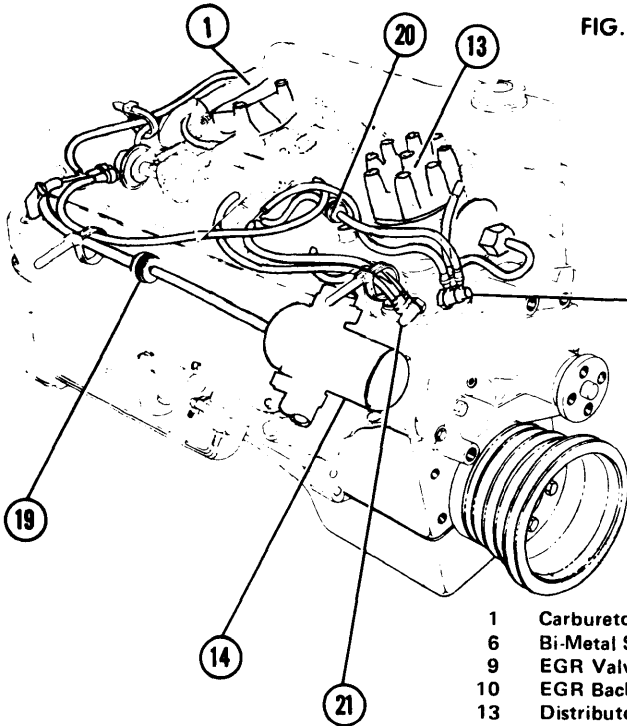
FIG. 57 351"W V8

# 1976 EXHAUST EMISSION SYSTEMS Ford Motor Co. Vacuum Diagrams (Cont.)



- 1 Carburetor - 9510
- 6 Bi-Metal Sensor - 9E607
- 9 EGR Valve - 9D475
- 10 EGR Backpressure Transducer - 9E452
- 13 Distributor - 12127
- 14 Thermactor Air Bypass Valve - 9B289
- 16 Temp. Vacuum System Valve - 9A995

FIG. 58 351" M V8

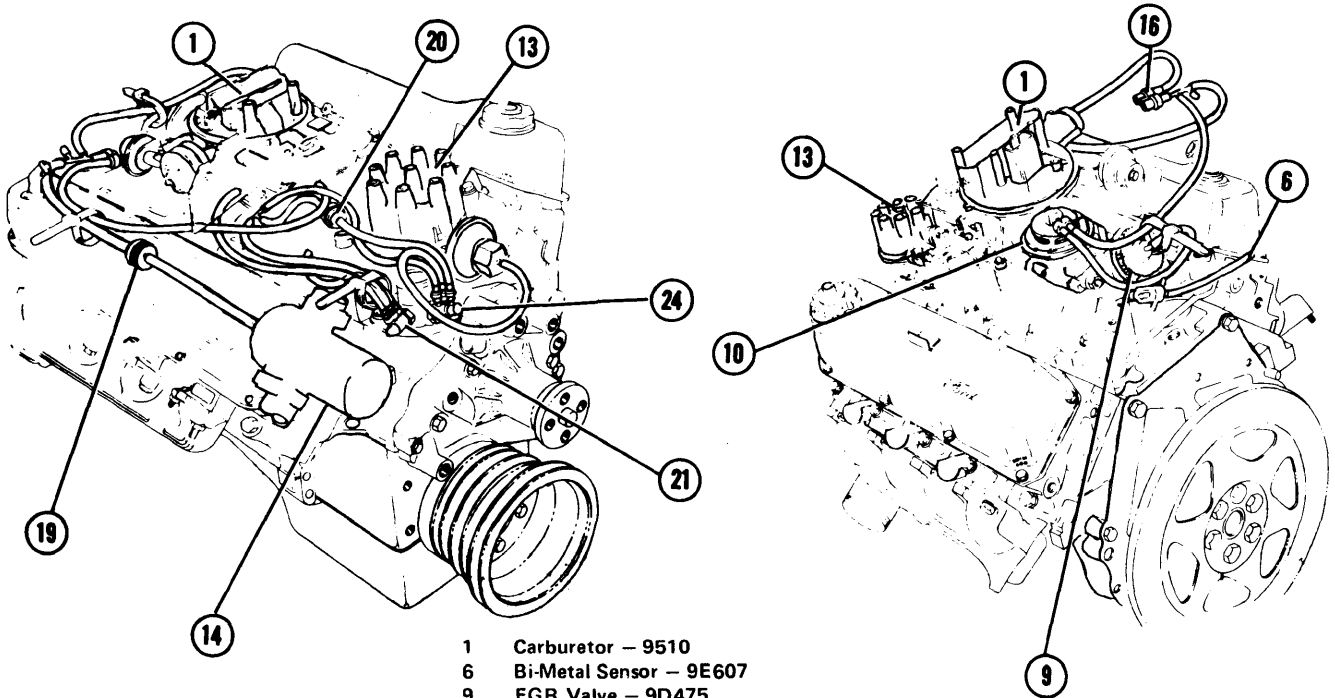


- 1 Carburetor - 9510
- 6 Bi-Metal Sensor - 9E607
- 9 EGR Valve - 9D475
- 10 EGR Backpressure Transducer - 9F452
- 13 Distributor - 12127
- 14 Thermactor Air Bypass Valve - 9B289
- 16 Temp. Vacuum System Valve - 9A995
- 19 Delay Valve (Therm) - 9E897
- 20 Retard Delay Valve (CSSA) - 12A208
- 21 PVS (Cooling) - 12A091
- 24 PVS (CSSA) - 8A564

FIG. 59 351" M V8

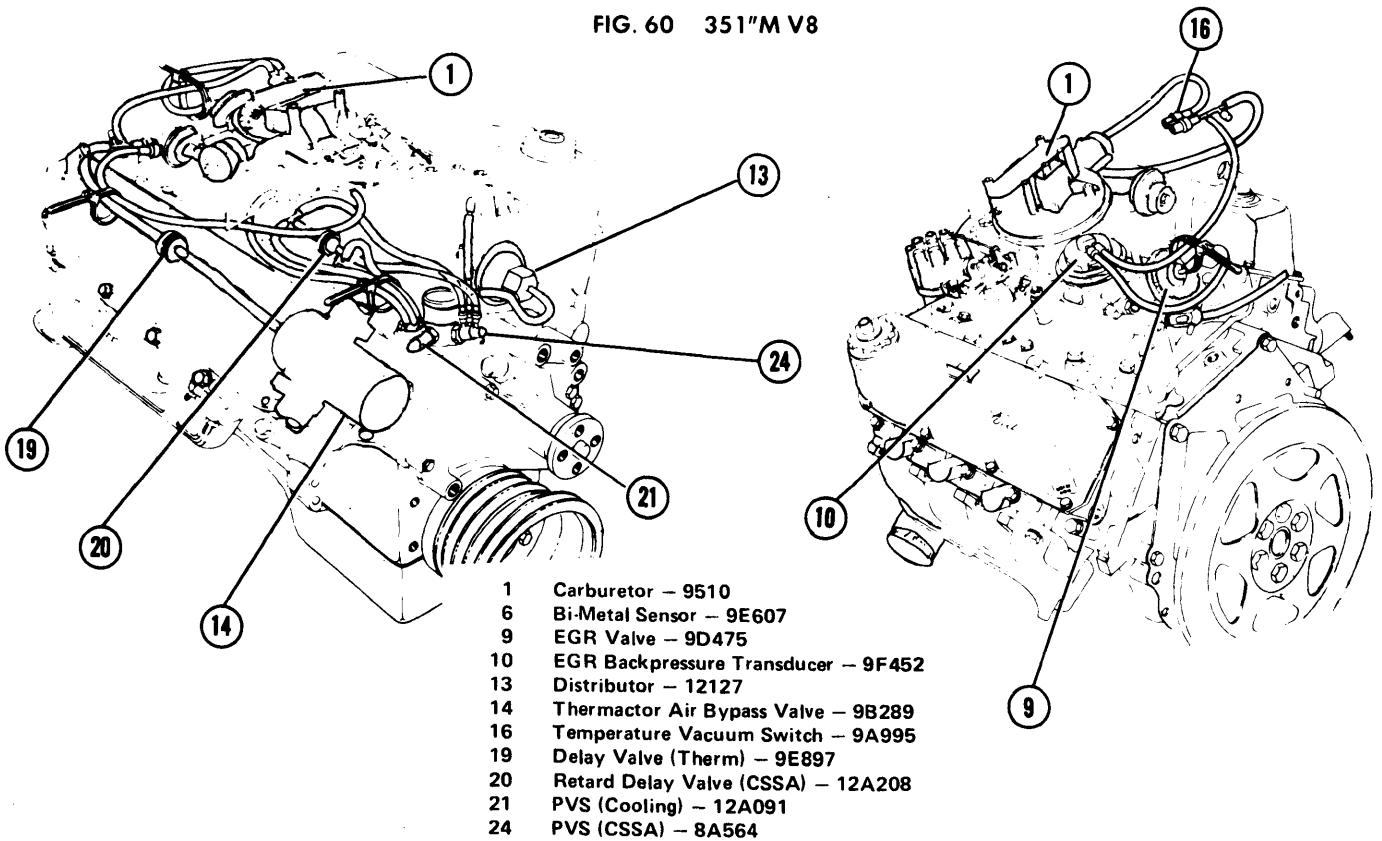
# 1976 EXHAUST EMISSION SYSTEMS

## Ford Motor Co. Vacuum Diagrams (Cont.)



- 1 Carburetor - 9510
- 6 Bi-Metal Sensor - 9E607
- 9 EGR Valve - 9D475
- 10 EGR Backpressure Transducer - 9F452
- 13 Distributor - 12127
- 14 Thermactor Air Bypass Valve - 9B289
- 16 Temp. Vacuum System Valve - 9A995
- 19 Delay Valve (EGR) - 9E897
- 20 Retard Delay Valve (CSSA) - 12A208
- 21 PVS (Cooling) - 12A091
- 24 PVS (CSSA) - 8A564

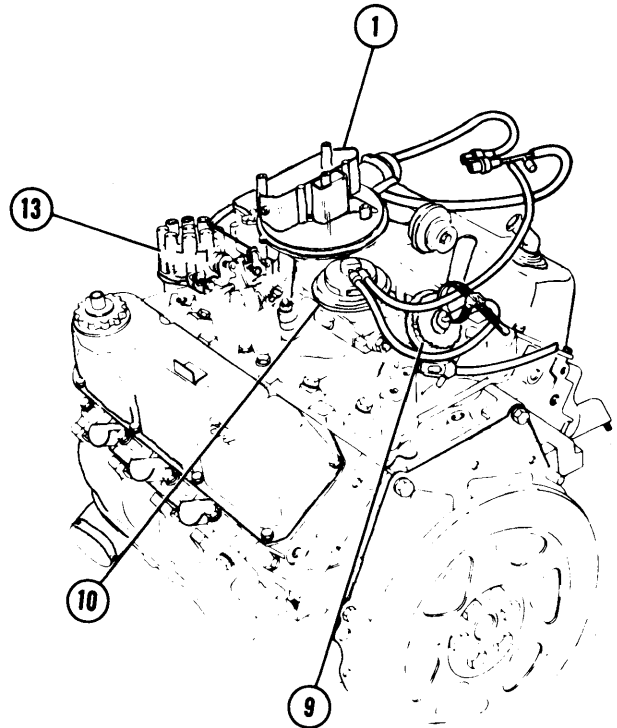
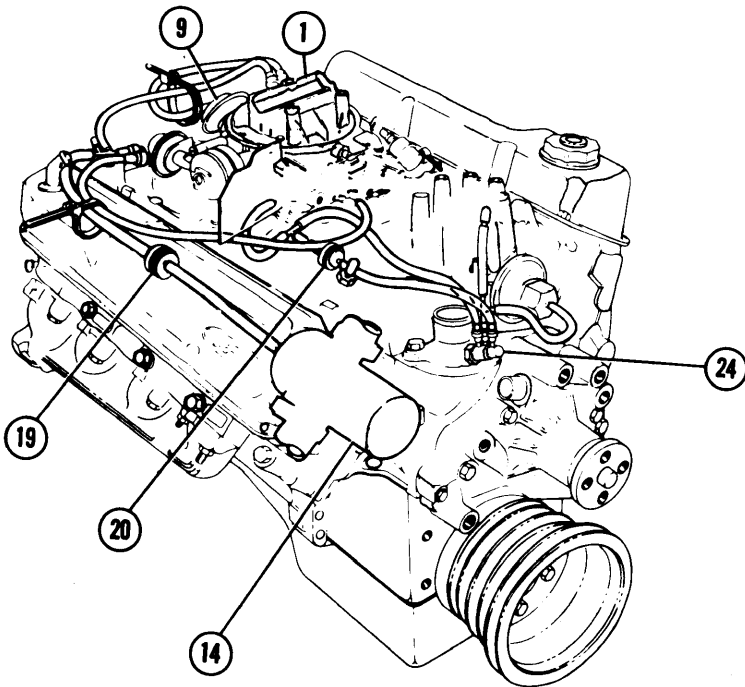
FIG. 60 351" M V8



- 1 Carburetor - 9510
- 6 Bi-Metal Sensor - 9E607
- 9 EGR Valve - 9D475
- 10 EGR Backpressure Transducer - 9F452
- 13 Distributor - 12127
- 14 Thermactor Air Bypass Valve - 9B289
- 16 Temperature Vacuum Switch - 9A995
- 19 Delay Valve (Therm) - 9E897
- 20 Retard Delay Valve (CSSA) - 12A208
- 21 PVS (Cooling) - 12A091
- 24 PVS (CSSA) - 8A564

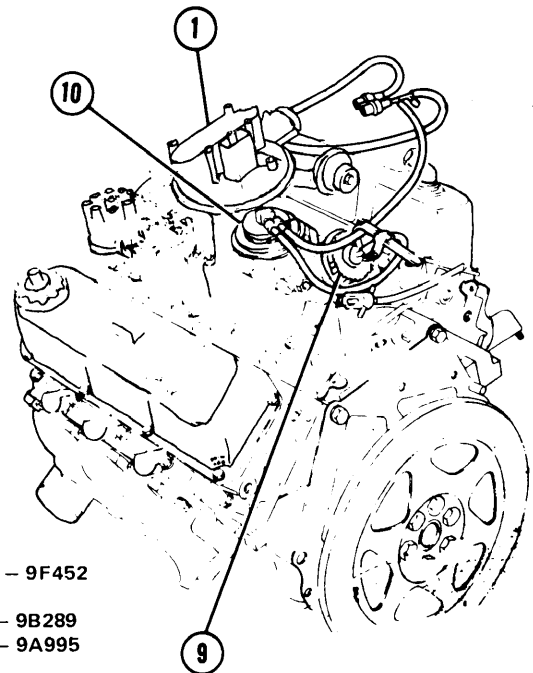
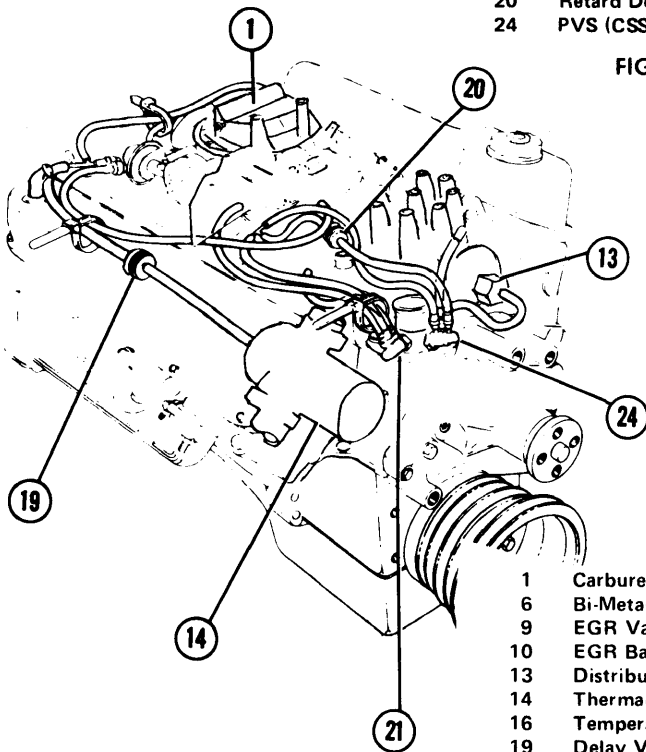
FIG. 61 351" M V8

# 1976 EXHAUST EMISSION SYSTEMS Ford Motor Co. Vacuum Diagrams (Cont.)



- 1 Carburetor - 9510
- 6 Bi-Metal Sensor - 9E607
- 9 EGR Valve - 9D475
- 10 EGR Backpressure Transducer - 9E452
- 13 Distributor - 12127
- 14 Thermactor Air Bypass Valve - 9B289
- 16 Temperature Vacuum Switch - 9A995
- 19 Delay Valve (Therm) - 9E897
- 20 Retard Delay Valve (CSSA) - 12A208
- 24 PVS (CSSA) - 8A564

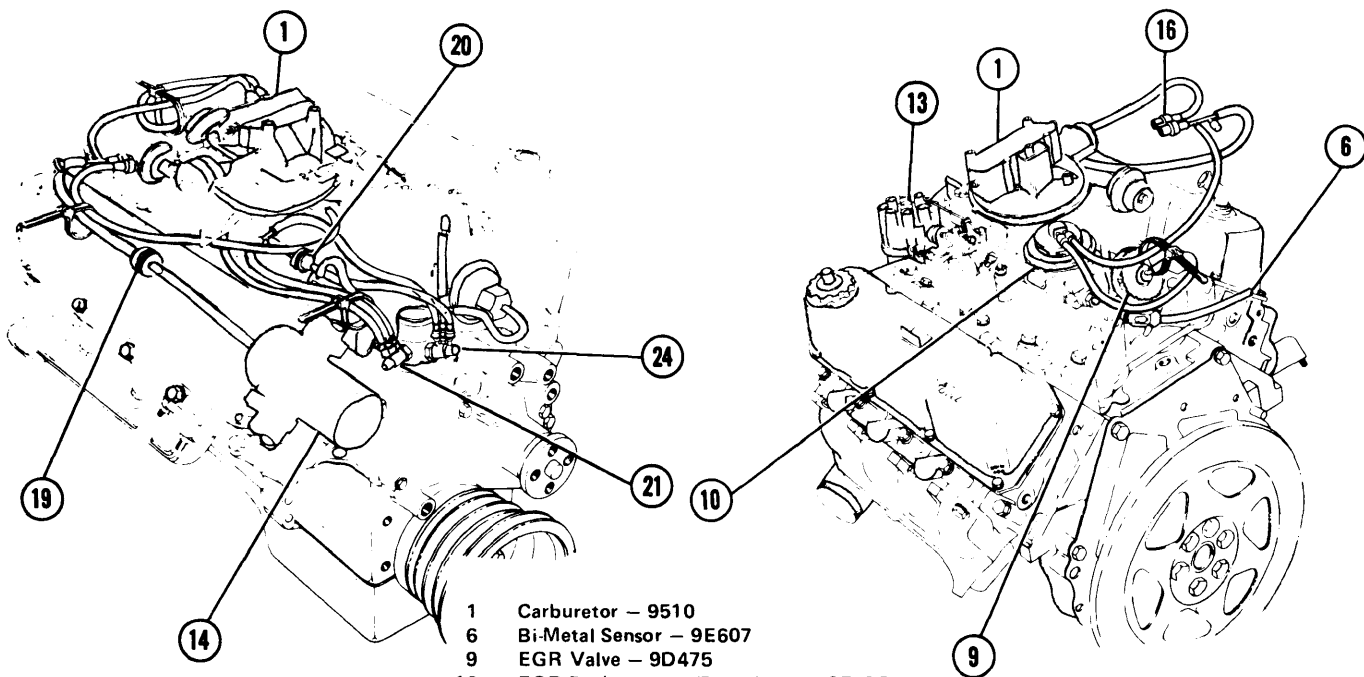
FIG. 62 351" M V8



- 1 Carburetor - 9510
- 6 Bi-Metal Sensor - 9E607
- 9 EGR Valve - 9D475
- 10 EGR Backpressure Transducer - 9F452
- 13 Distributor - 12127
- 14 Thermactor Air Bypass Valve - 9B289
- 16 Temperature Vacuum Switch - 9A995
- 19 Delay Valve (Therm) - 9E897
- 20 Retard Delay Valve (CSSA) - 12A208
- 21 PVS (Cooling) - 12A091
- 24 PVS (CSSA) - 8A564

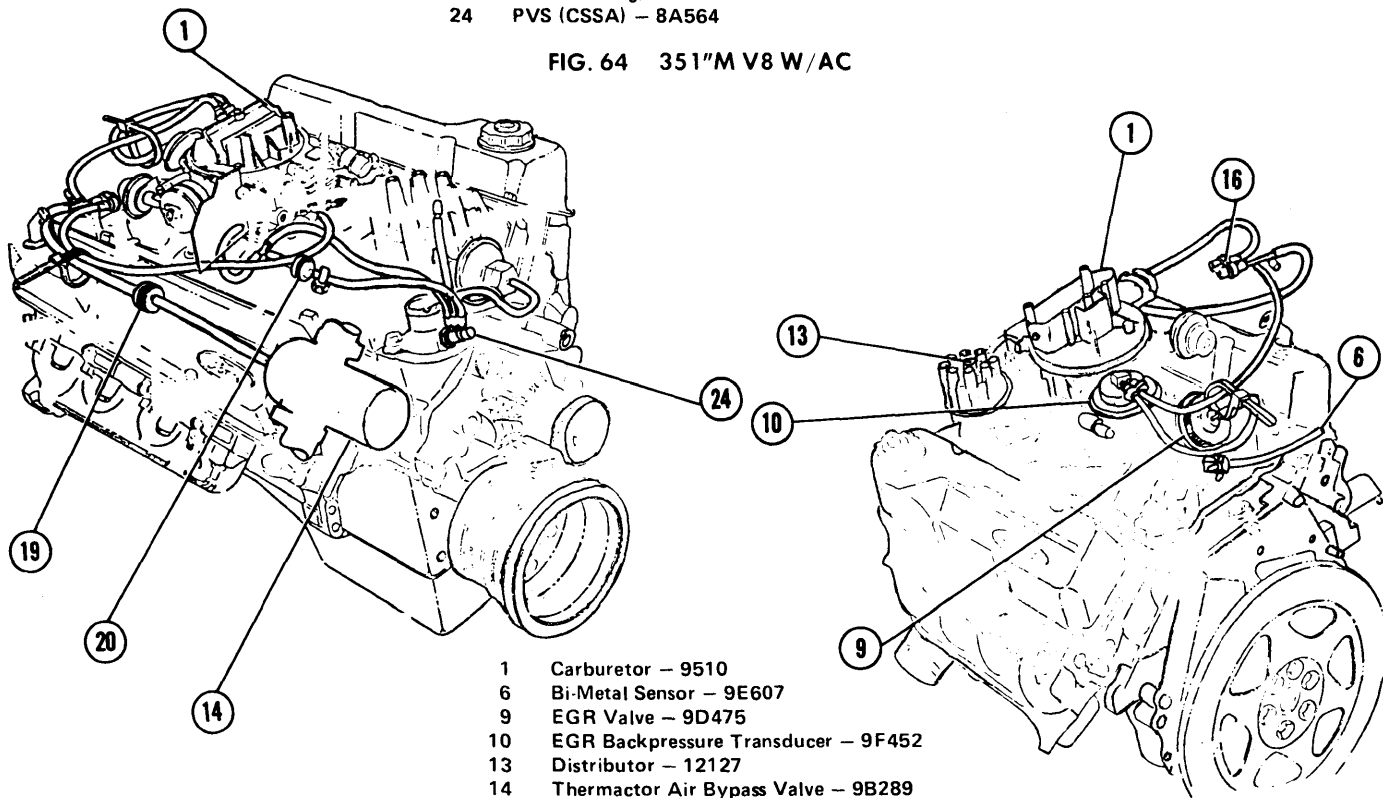
FIG. 63 351" M V8

# 1976 EXHAUST EMISSION SYSTEMS Ford Motor Co. Vacuum Diagrams (Cont.)



- 1 Carburetor - 9510
- 6 Bi-Metal Sensor - 9E607
- 9 EGR Valve - 9D475
- 10 EGR Backpressure Transducer - 9F452
- 13 Distributor - 12127
- 14 Thermactor Air Bypass Valve - 9B289
- 16 Temp. Vacuum System Valve - 9A995
- 19 Delay Valve (Therm) - 9E897
- 20 Retard Delay Valve (CSSA) - 12A208
- 21 PVS (Cooling) - 12A091
- 24 PVS (CSSA) - 8A564

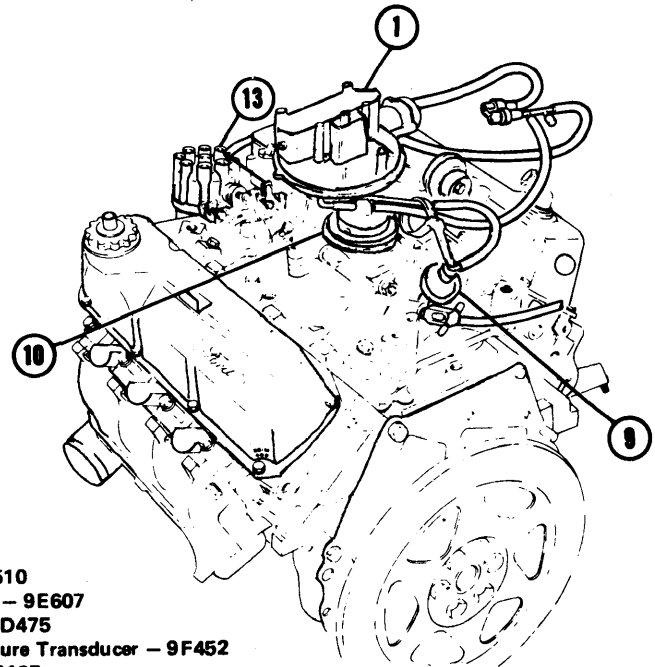
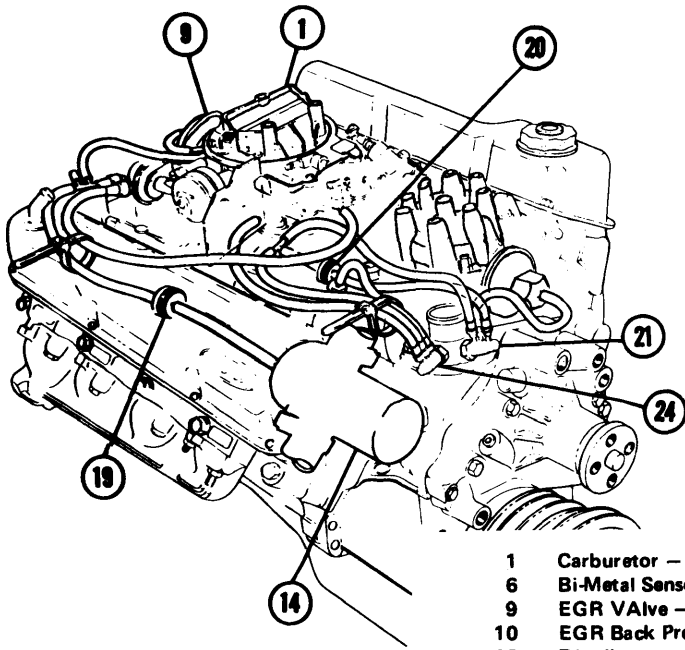
FIG. 64 351" M V8 W/AC



- 1 Carburetor - 9510
- 6 Bi-Metal Sensor - 9E607
- 9 EGR Valve - 9D475
- 10 EGR Backpressure Transducer - 9F452
- 13 Distributor - 12127
- 14 Thermactor Air Bypass Valve - 9B289
- 16 Temp. Vacuum System Valve - 9A995
- 19 Delay Valve (Therm) - 9E897
- 20 Retard Delay Valve (CSSA) - 12A208
- 24 PVS (CSSA) - 8A564

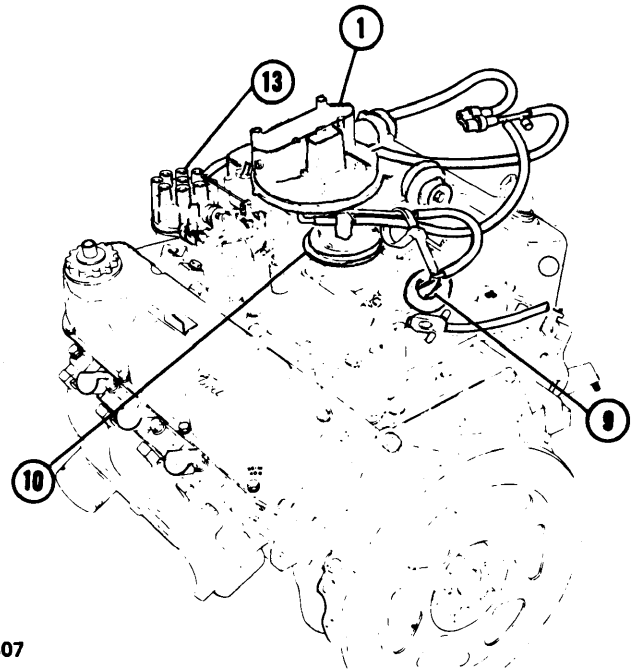
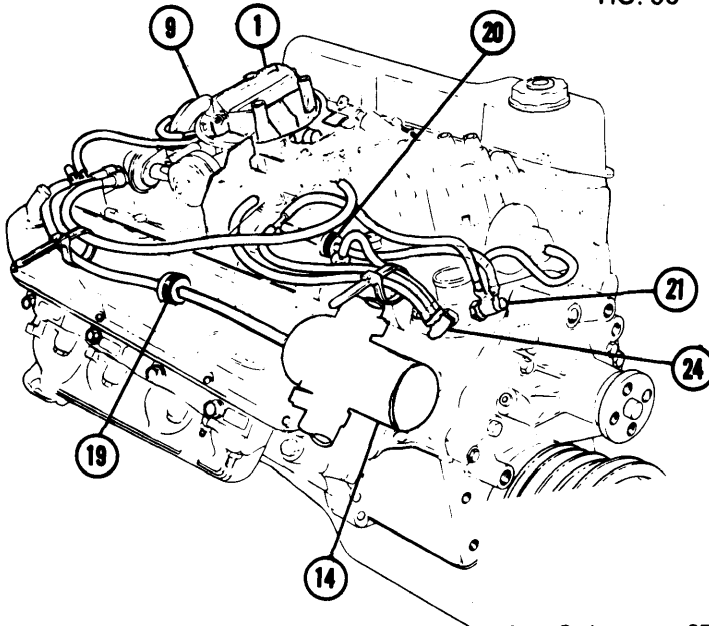
FIG. 65 351" M V8

# 1976 EXHAUST EMISSION SYSTEMS Ford Motor Co. Vacuum Diagrams (Cont.)



- 1 Carburetor - 9510
- 6 Bi-Metal Sensor - 9E607
- 9 EGR VALVE - 9D475
- 10 EGR Back Pressure Transducer - 9F452
- 13 Distributor - 12127
- 14 Thermactor Air Bypass Valve - 9B289
- 16 Temperature Vacuum Switch - 9A995
- 17 Delay Valve (Spark) - 12A189
- 19 Delay Valve (Therm) - 9E897
- 21 PVS (Cooling) - 12A091
- 24 PVS (CSSA) - 8A564

FIG. 66 400" V8

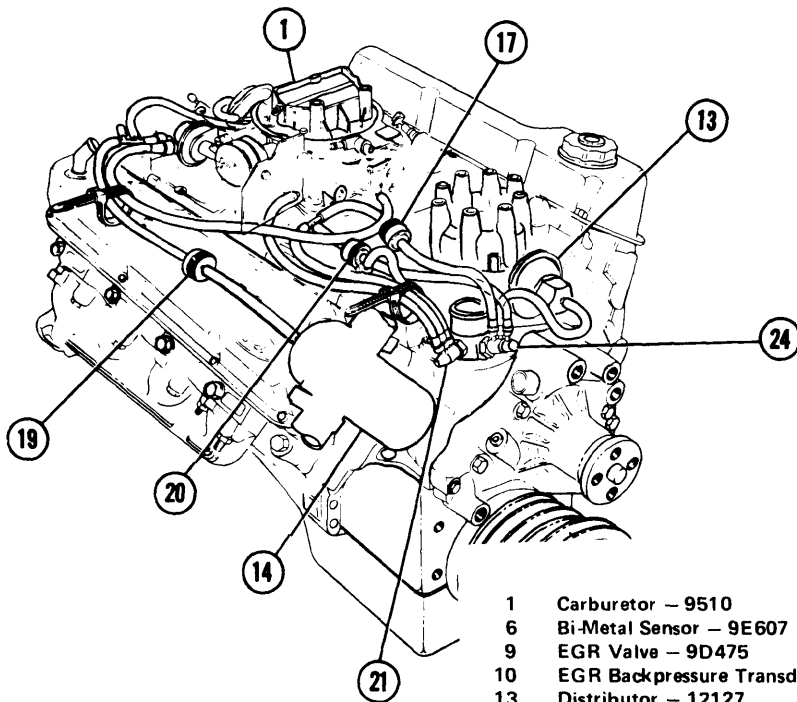


- 1 Carburetor - 9510
- 6 Bi-Metal Sensor - 9E607
- 9 EGR Valve - 9D475
- 10 EGR Back Pressure Transducer - 9F452
- 13 Distributor - 12127
- 14 Thermactor Air Bypass Valve - 9B289
- 16 Temperature Vacuum Switch - 9A995
- 17 Delay Valve (Spark) - 12A189
- 19 Delay Valve (Therm) - 9E897
- 21 PVS (Cooling) - 12A091
- 24 PVS (CSSA) - 8A564

FIG. 67 400" V8 W/O AC

# 1976 EXHAUST EMISSION SYSTEMS

## Ford Motor Co. Vacuum Diagrams (Cont.)



- 1 Carburetor - 9510
- 6 Bi-Metal Sensor - 9E607
- 9 EGR Valve - 9D475
- 10 EGR Backpressure Transducer - 9F452
- 13 Distributor - 12127
- 14 Thermactor Air Bypass Valve - 9B289
- 16 Temp. Vacuum System Valve - 9A995
- 17 Delay Valve (Spark) - 12A189
- 19 Delay Valve (Therm) - 9E897
- 20 Retard Delay Valve (CSSA) - 12A208
- 21 PVS (Cooling) - 12A091
- 24 PVS (CSSA) - 8A564

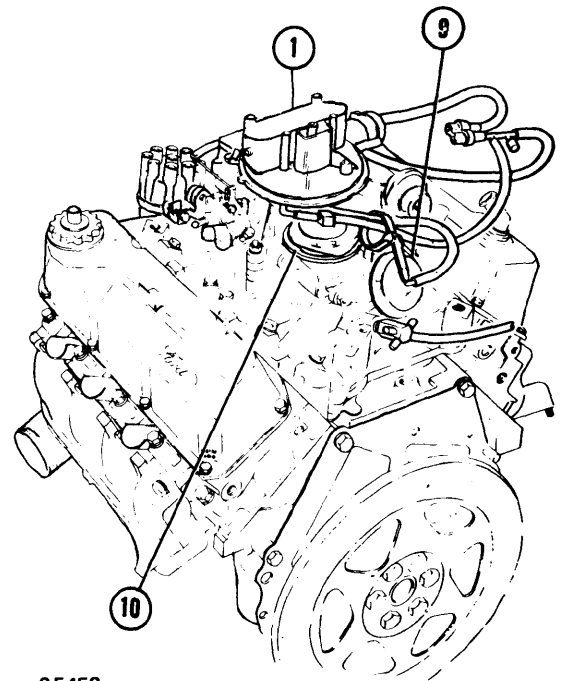
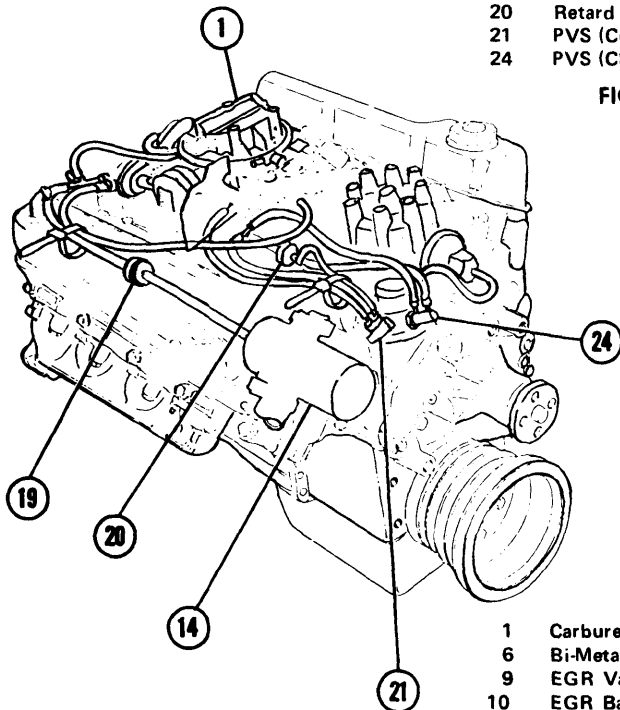


FIG. 68 400" V8



- 1 Carburetor - 9510
- 6 Bi-Metal Sensor - 9E607
- 9 EGR Valve - 9D475
- 10 EGR Back Pressure Transducer - 9F452
- 13 Distributor - 12127
- 14 Bypass Valve - 9B289
- 16 Temp. Vacuum System Valve - 9A995
- 19 Delay Valve (Therm) - 9E897
- 20 Retard Delay Valve (CSSA) - 12A208
- 21 PVS (Cooling) - 12A091
- 24 PVS (CSSA) - 8A564

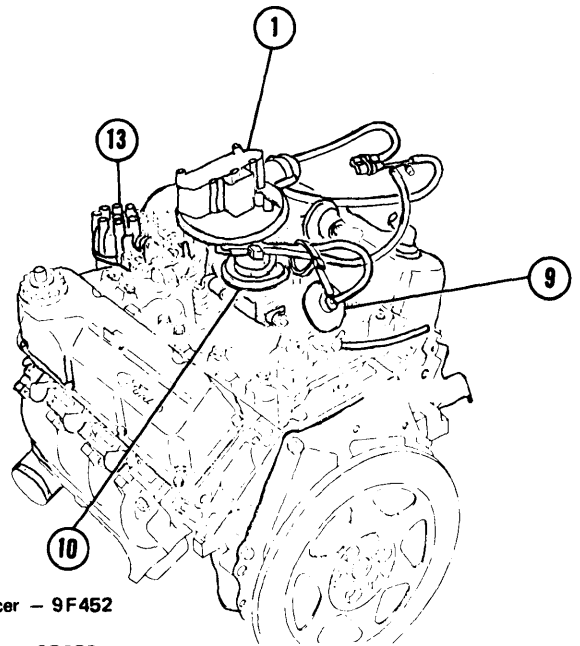
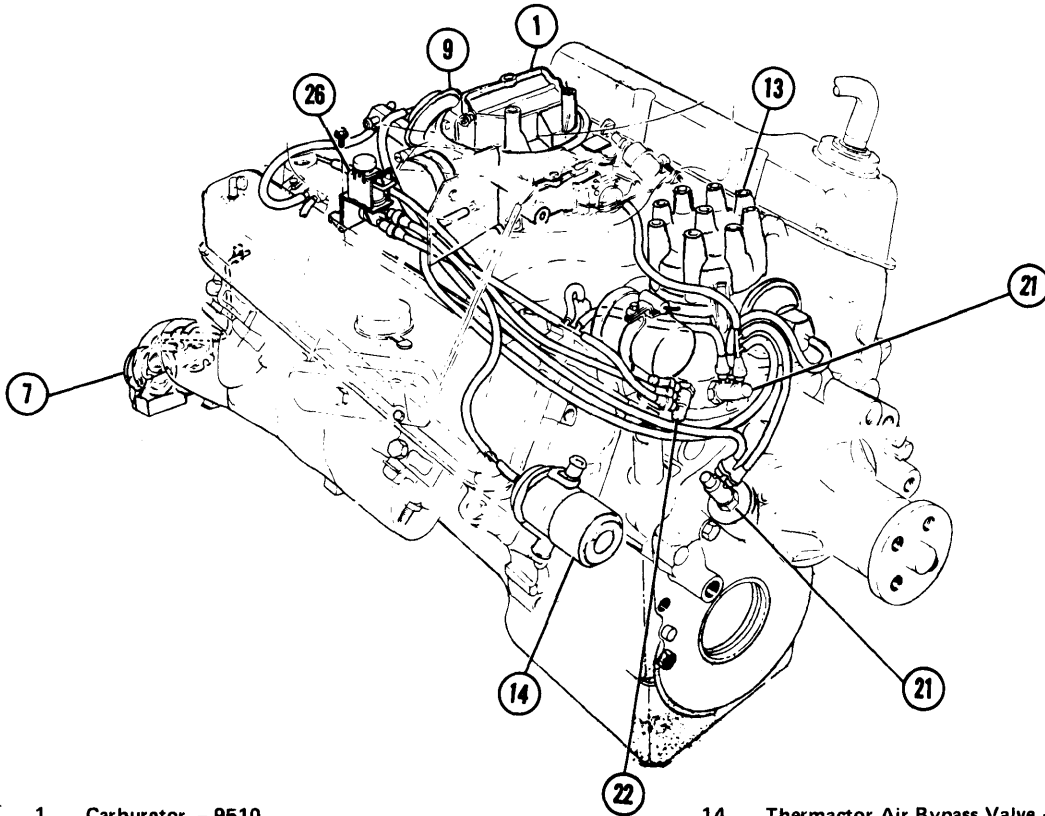


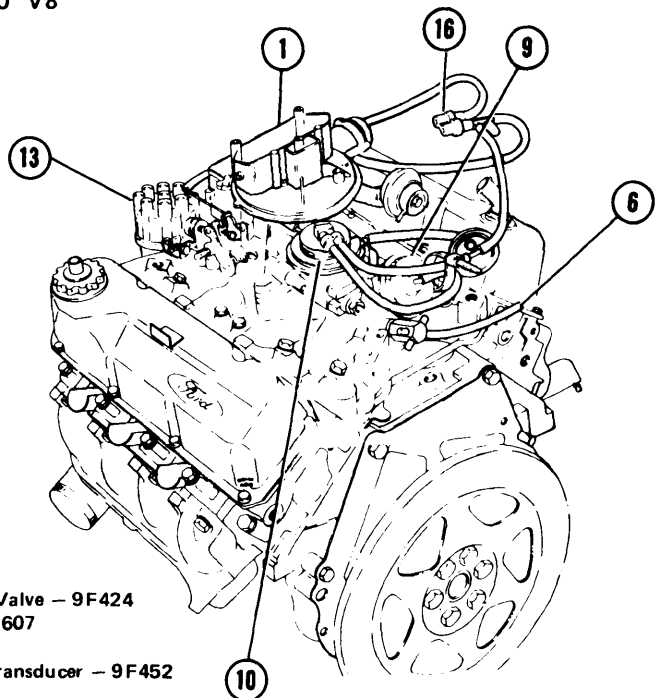
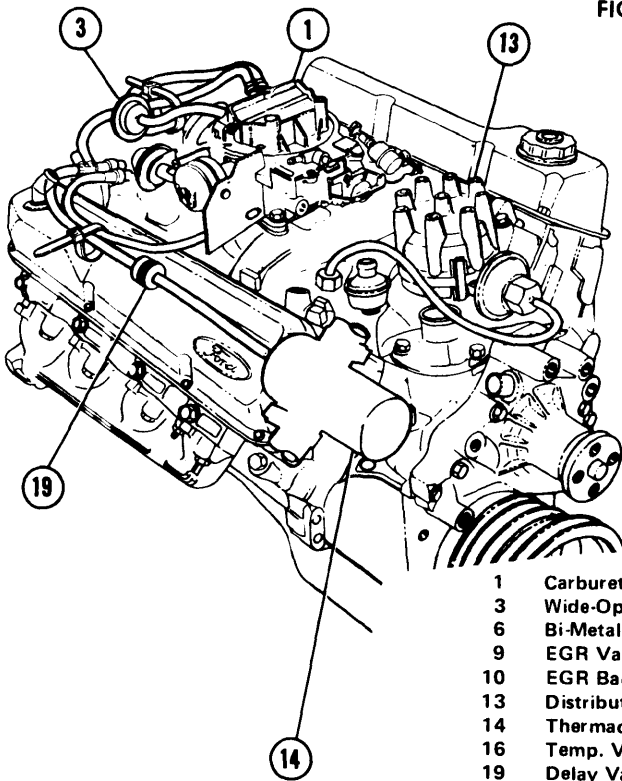
FIG. 69 400" V8

# 1976 EXHAUST EMISSION SYSTEMS Ford Motor Co. Vacuum Diagrams (Cont.)



- |    |                                     |    |                                     |
|----|-------------------------------------|----|-------------------------------------|
| 1  | Carburetor - 9510                   | 14 | Thermactor Air Bypass Valve - 9B289 |
| 6  | Bi-Metal Sensor - 9E607             | 21 | PVS (Cooling) - 12A091              |
| 7  | Exhaust heat Valve (Vacuum) - 9A427 | 22 | PVS (EGR) - 9D473                   |
| 9  | EGR Valve - 9D475                   | 23 | PVS (Exhaust Heat Valve) - 8A564    |
| 13 | Distributor - 12127                 | 27 | Vacuum Solenoid - N.C. - 9D474      |

FIG. 70 400" V8



- |    |                                     |
|----|-------------------------------------|
| 1  | Carburetor - 9510                   |
| 3  | Wide-Open Throttle Valve - 9F424    |
| 6  | Bi-Metal Sensor - 9E607             |
| 9  | EGR Valve - 9D475                   |
| 10 | EGR Backpressure Transducer - 9F452 |
| 13 | Distributor - 12127                 |
| 14 | Thermactor Air Bypass Valve - 9B289 |
| 16 | Temp. Vacuum System Valve - 9A995   |
| 19 | Delay Valve (Therm) - 9E897         |

FIG. 71 400" V8

# 1976 EXHAUST EMISSION SYSTEMS Ford Motor Co. Vacuum Diagrams (Cont.)

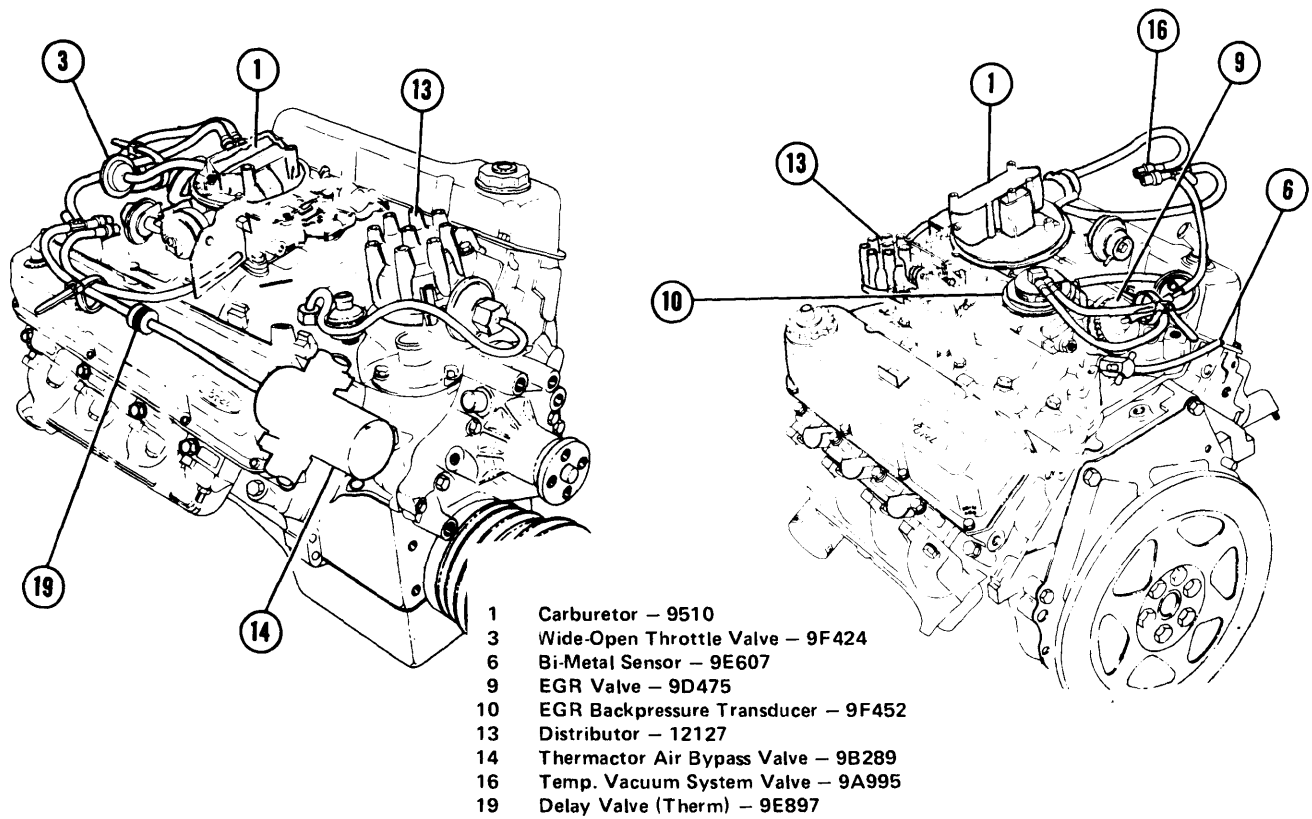


FIG. 72 400" V8

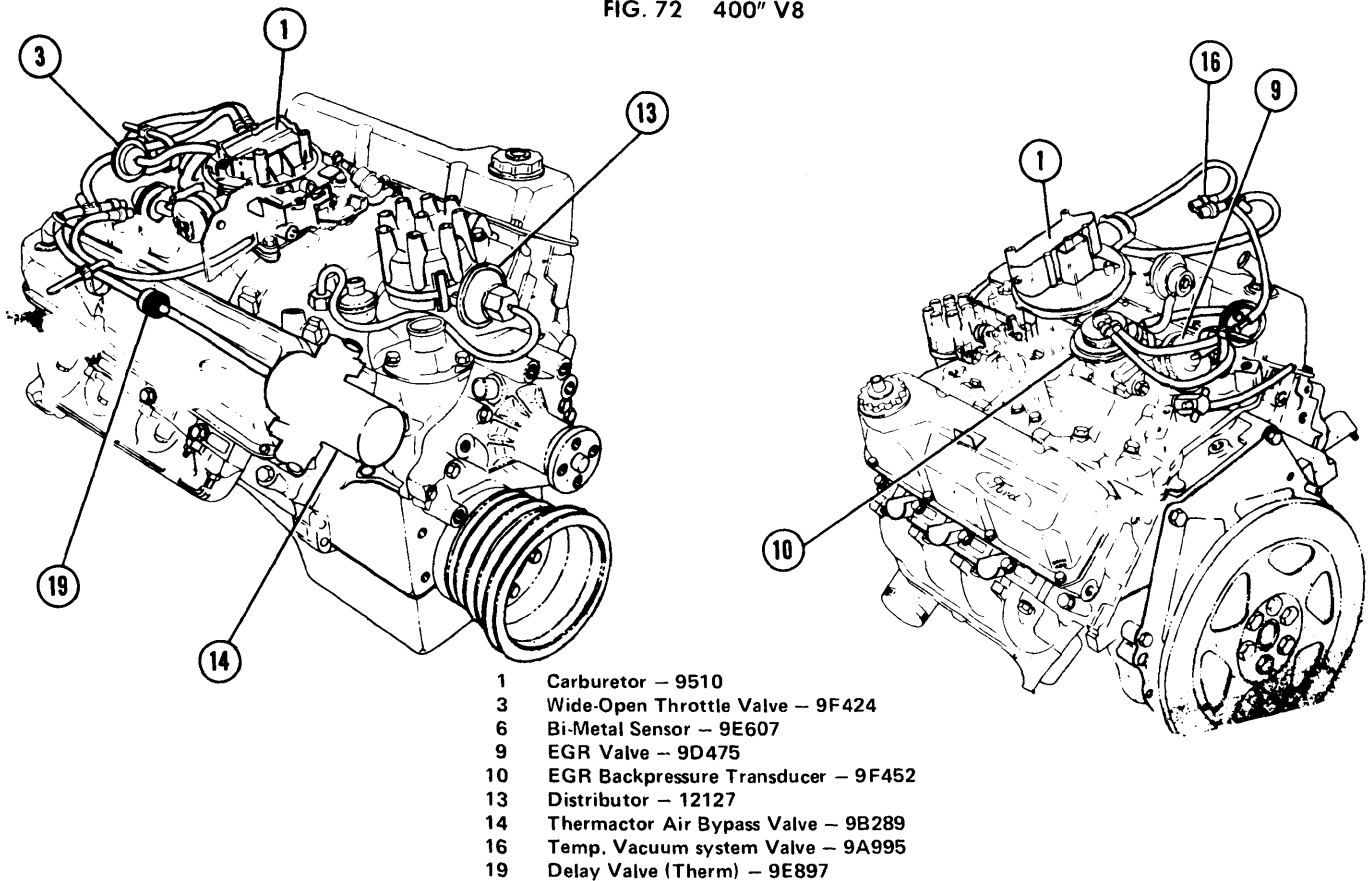


FIG. 73 400" V8

# 1976 EXHAUST EMISSION SYSTEMS Ford Motor Co. Vacuum Diagrams (Cont.)

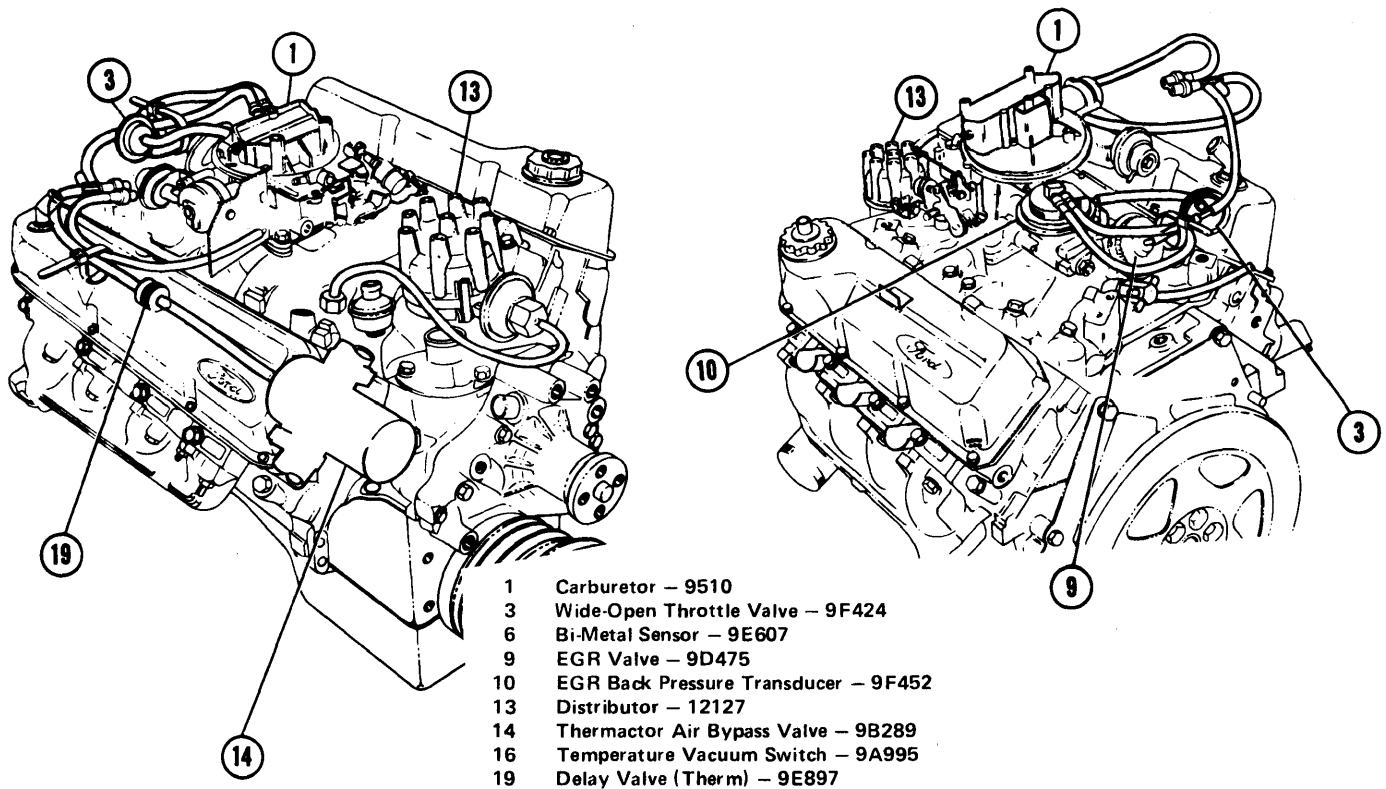


FIG. 74 400" V8

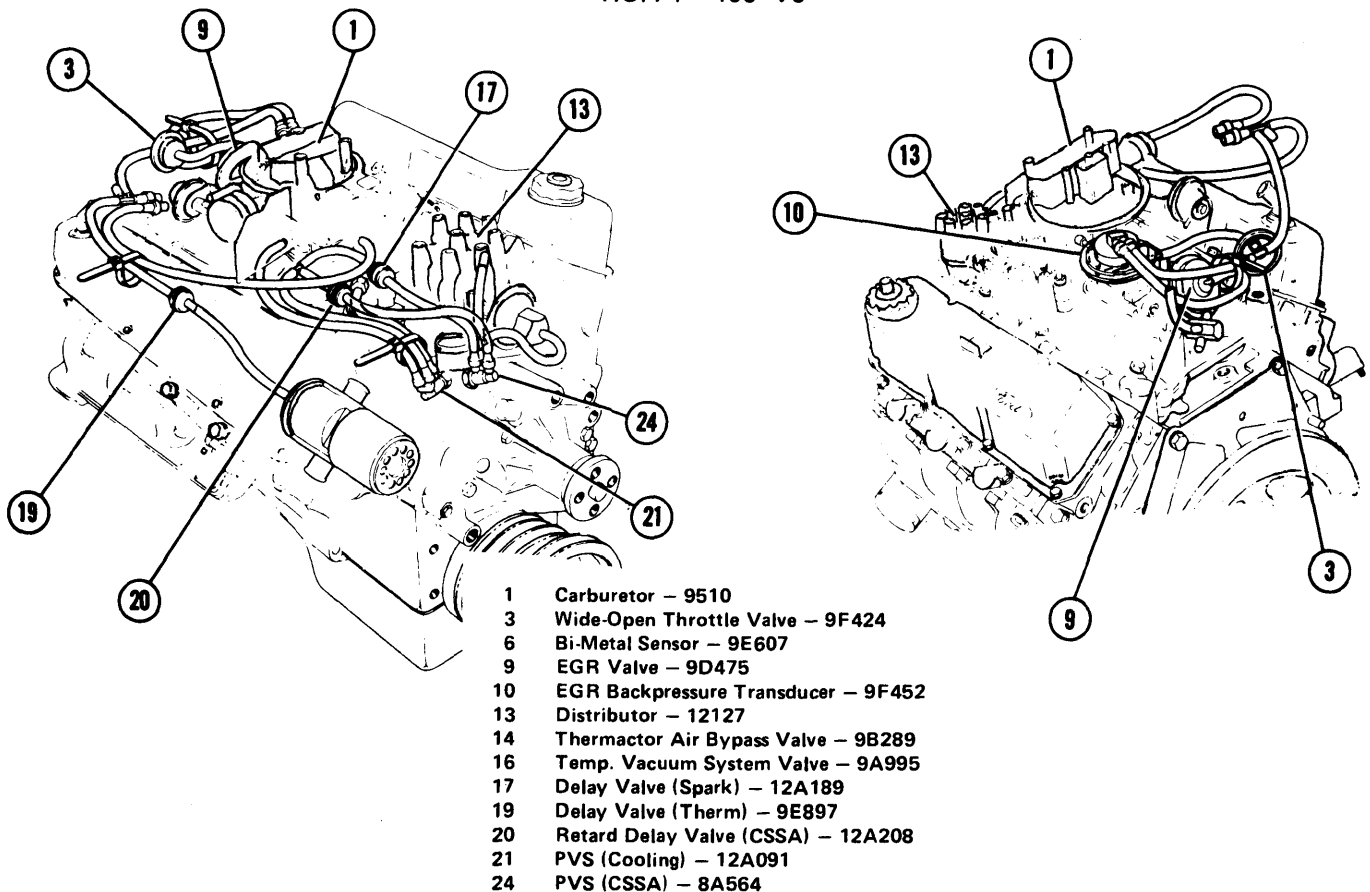
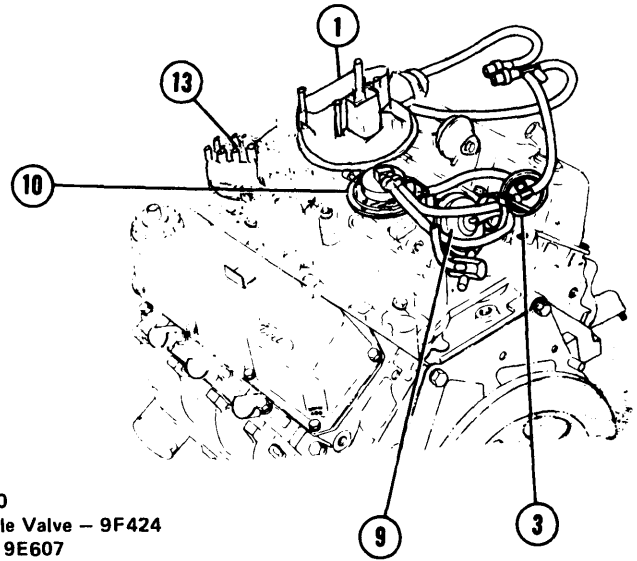
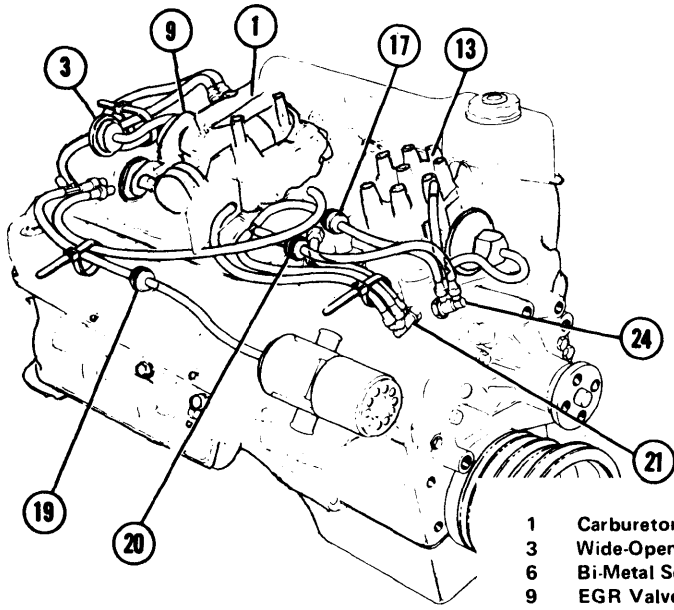


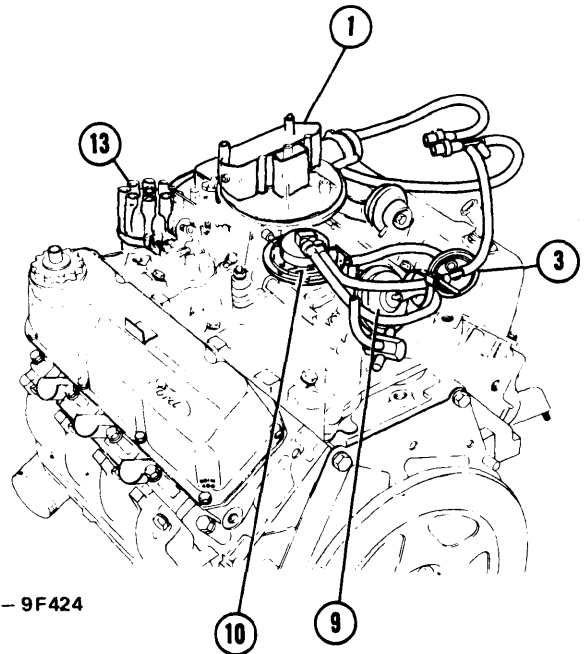
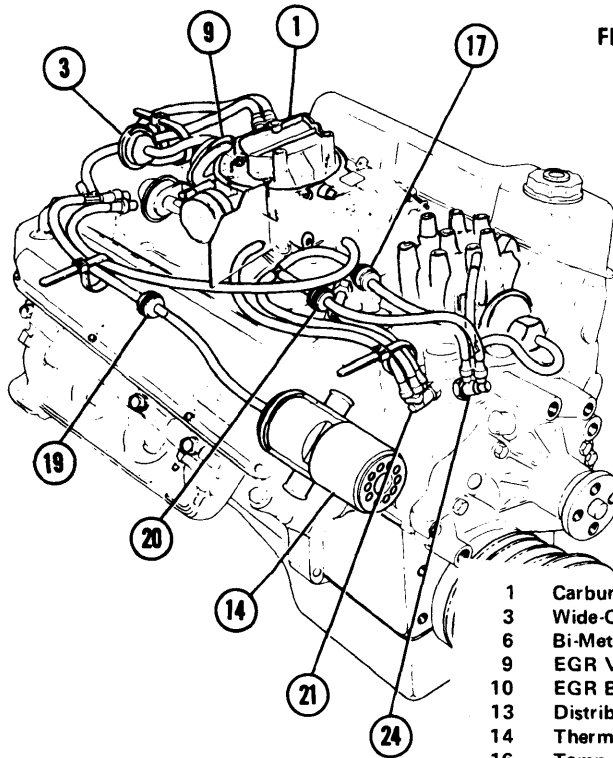
FIG. 75 400" V8

# 1976 EXHAUST EMISSION SYSTEMS Ford Motor Co. Vacuum Diagrams (Cont.)



- 1 Carburetor - 9510
- 3 Wide-Open Throttle Valve - 9F424
- 6 Bi-Metal Sensor - 9E607
- 9 EGR Valve - 9D475
- 10 EGR Backpressure Transducer - 9F452
- 13 Distributor - 12127
- 14 Thermactor Air Bypass Valve - 9B289
- 16 Temp. Vacuum System Valve - 9A995
- 17 Delay Valve (Spark) - 12A189
- 19 Delay Valve (Therm) - 9E897
- 20 Retard Delay Valve (CSSA) - 12A208
- 21 PVS (Cooling) - 12A091
- 24 PVS (CSSA) - 8A564

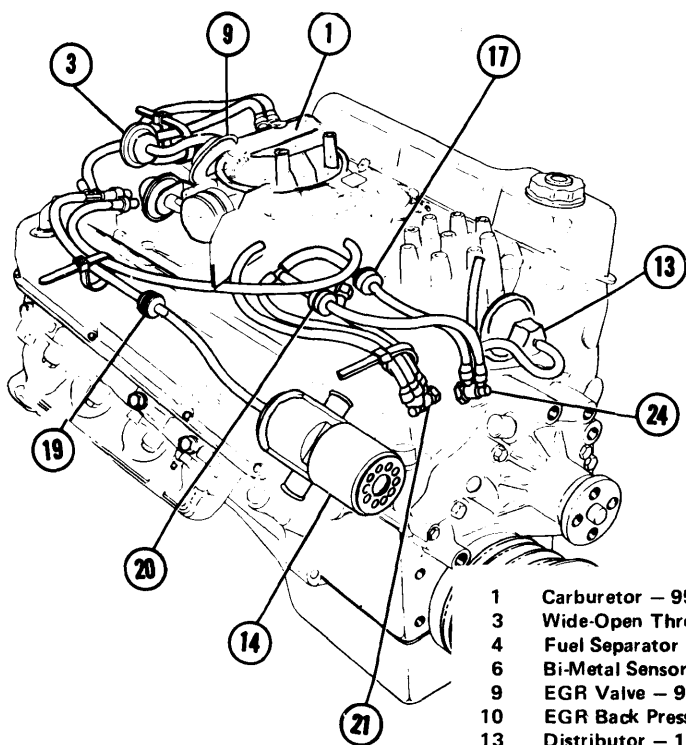
FIG. 76 400" V8



- 1 Carburetor - 9510
- 3 Wide-Open Throttle Valve - 9F424
- 6 Bi-Metal Sensor - 9E607
- 9 EGR Valve - 9D475
- 10 EGR Back Pressure Transducer - 9F452
- 13 Distributor - 12127
- 14 Thermactor Air Bypass Valve - 9B289
- 16 Temp. Vacuum System Valve - 9A995
- 17 Delay Valve (Spark) - 12A189
- 19 Delay Valve (Therm) - 9F897
- 20 Retard Delay Valve (CSSA) - 12A208
- 21 PVS (Cooling) - 12A091
- 24 PVS (CSSA) - 8A564

FIG. 77 400" V8 W/AC

# 1976 EXHAUST EMISSION SYSTEMS Ford Motor Co. Vacuum Diagrams (Cont.)



- 1 Carburetor - 9510
- 3 Wide-Open Throttle Valve - 9F424
- 4 Fuel Separator - 9C369
- 6 Bi-Metal Sensor - 9E607
- 9 EGR Valve - 9D475
- 10 EGR Back Pressure Transducer - 9E452
- 13 Distributor - 12127
- 14 Thermactor Air Bypass Valve - 9B289
- 16 Temp. Vacuum System Valve - 9A995
- 17 Delay Valve (Spark) - 12A189
- 19 Delay Valve (Therm) - 9E897
- 20 Retard Delay Valve (CSSA) - 12A208
- 24 PVS (CSSA) - 8A564

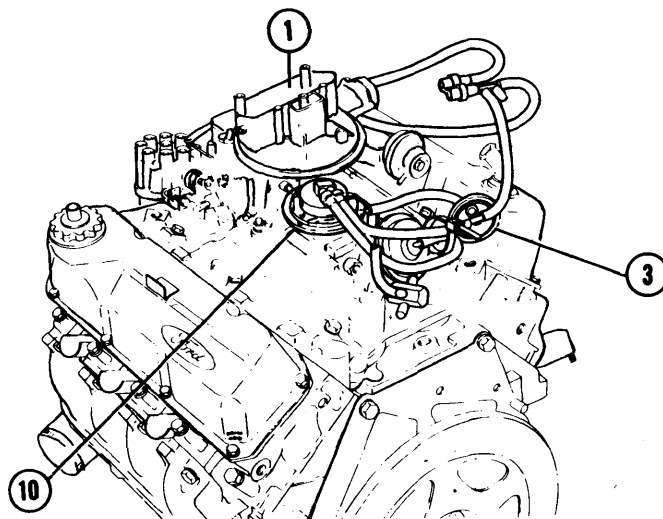
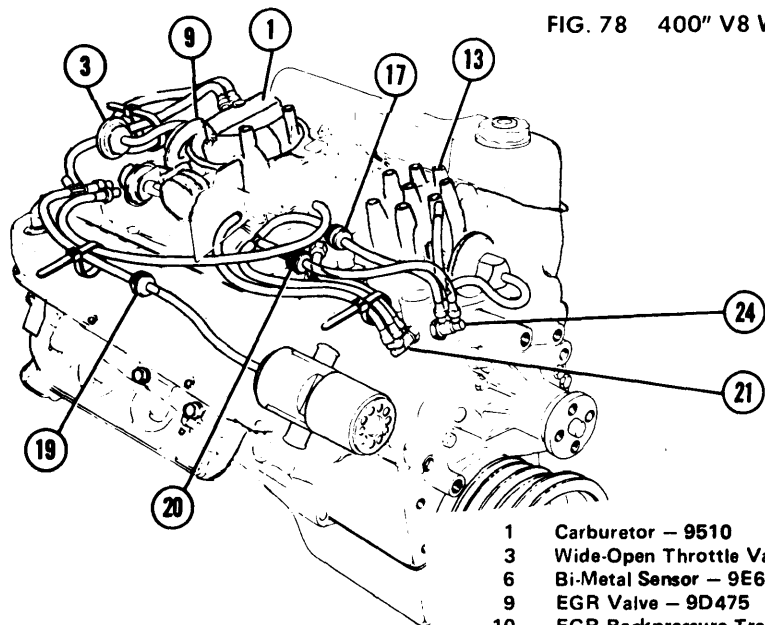


FIG. 78 400" V8 W/O AC



- 1 Carburetor - 9510
- 3 Wide-Open Throttle Valve - 9F424
- 6 Bi-Metal Sensor - 9E607
- 9 EGR Valve - 9D475
- 10 EGR Backpressure Transducer - 9F452
- 13 Distributor - 12127
- 14 Thermactor Air Bypass Valve - 9B289
- 16 Temp. Vacuum System Valve - 9A995
- 17 Delay Valve (Spark) - 12A189
- 19 Delay Valve (Therm) - 9E897
- 20 Retard Delay Valve (CSSA) - 12A208
- 21 PVS (Cooling) - 12A091
- 24 PVS (CSSA) - 8A564

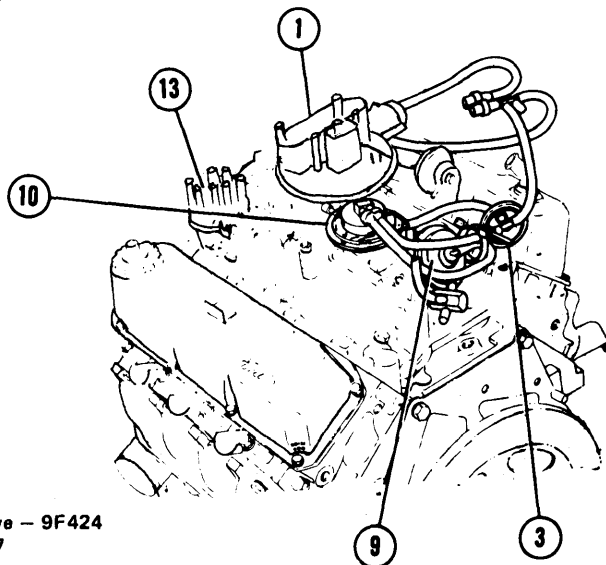
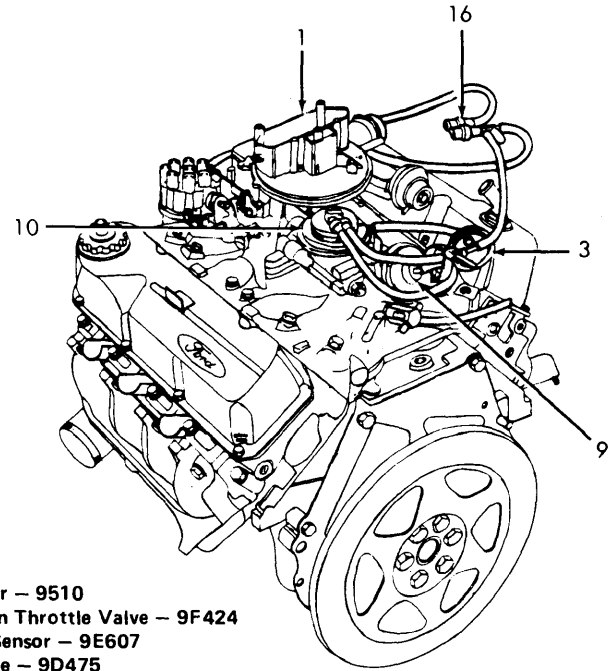
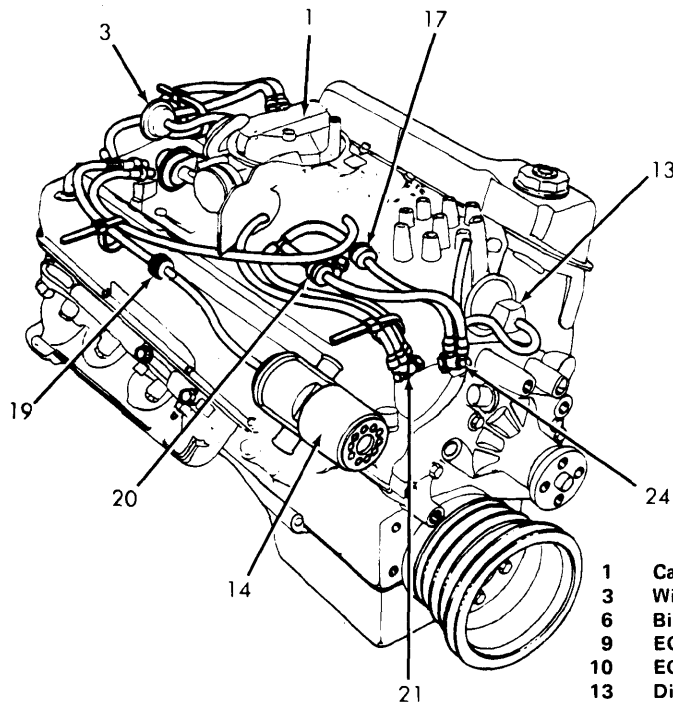


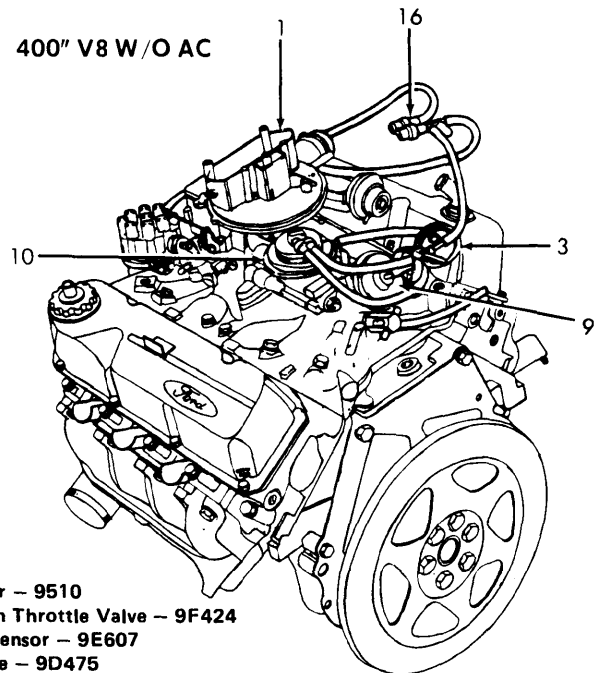
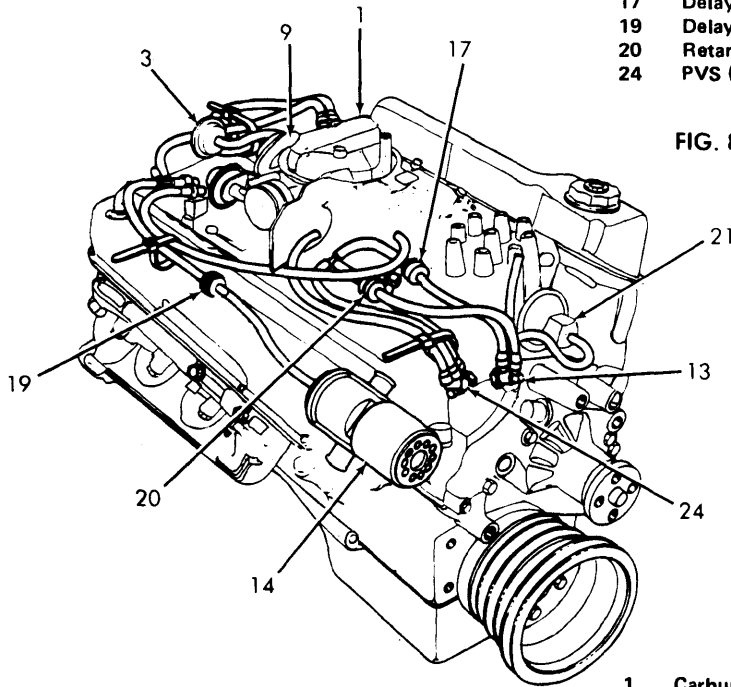
FIG. 79 400" V8

# 1976 EXHAUST EMISSION SYSTEMS Ford Motor Co. Vacuum Diagrams (Cont.)



- 1 Carburetor - 9510
- 3 Wide-Open Throttle Valve - 9F424
- 6 Bi-Metal Sensor - 9E607
- 9 EGR Valve - 9D475
- 10 EGR Backpressure Transducer - 9F452
- 13 Distributor - 12127
- 14 Thermactor Air Bypass Valve - 9B289
- 16 Temp. Vacuum System Valve - 9A995
- 17 Delay Valve (Spark) - 12A189
- 19 Delay Valve (Therm) - 9E897
- 20 Retard Delay Valve - (CSSA) - 12A208
- 24 PVS (CSSA) - 8A564

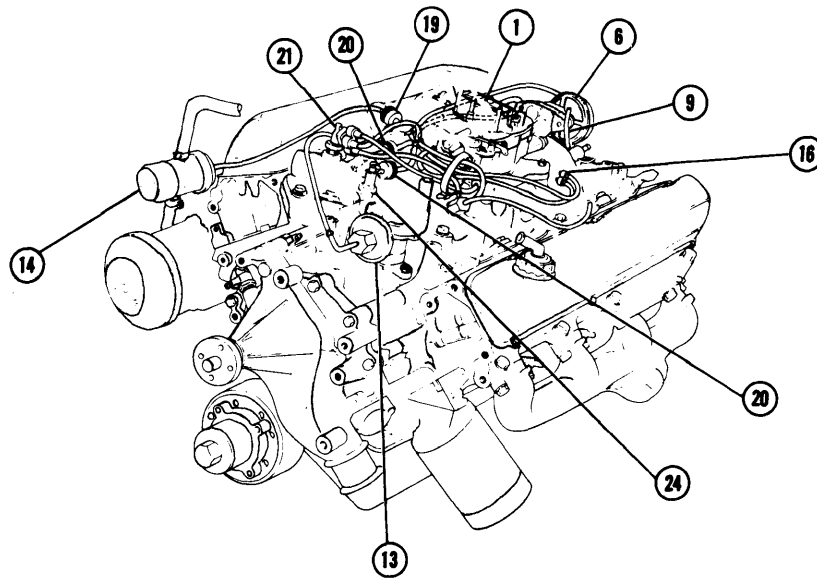
FIG. 80 400" V8 W/O AC



- 1 Carburetor - 9510
- 3 Wide-Open Throttle Valve - 9F424
- 6 Bi-Metal Sensor - 9E607
- 9 EGR Valve - 9D475
- 10 EGR Backpressure Transducer - 9F452
- 13 Distributor - 12127
- 14 Thermactor Air Bypass Valve - 9B289
- 16 Temp. Vacuum System Valve - 9A995
- 17 Delay Valve (Spark) - 12A189
- 19 Delay Valve (Therm) - 9E897
- 20 Retard Delay Valve - (CSSA) - 12A208
- 21 PVS (Cooling) - 12A091
- 24 PVS (CSSA) - 8A564

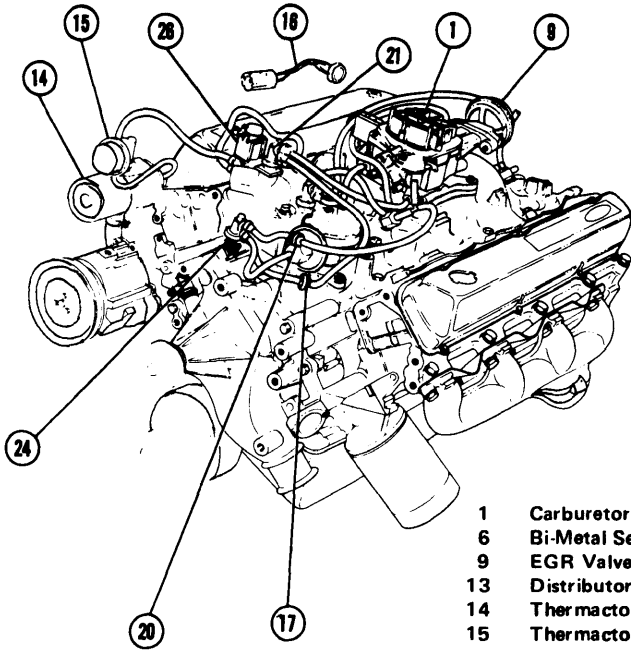
FIG. 81 400" V8 W/AC

# 1976 EXHAUST EMISSION SYSTEMS Ford Motor Co. Vacuum Diagrams (Cont.)



- 1 Carburetor - 9510
- 6 Bi-Metal Sensor - 9E607
- 9 EGR Valve - 9D475
- 13 Distributor - 12127
- 14 Thermactor Air Bypass Valve - 9B289
- 16 Temp. Vacuum System Valve - 9A995
- 17 Delay Valve (Spark) - 12A189
- 19 Delay Valve (Therm) - 9E897
- 20 Retard Delay Valve (CSSA) - 12A208
- 21 PVS (Cooling) - 12A091
- 24 PVS (CSSA) - 8A564

FIG. 82 460" V8 PI



- 1 Carburetor - 9510
- 6 Bi-Metal Sensor - 9E607
- 9 EGR Valve - 9D475
- 13 Distributor - 12127
- 14 Thermactor Air Bypass Valve - 9B289
- 15 Thermactor Vacuum Differential Valve - 9E441
- 17 Delay Valve (Spark) - 12A189
- 20 Retard Delay Valve (CSSA) - 12A208
- 21 PVS (Cooling) - 12A091
- 22 PVS (EGR) - 9D473
- 24 PVS (CSSA) - 8A564
- 26 Vacuum Solenoid - N.O. - 12A170

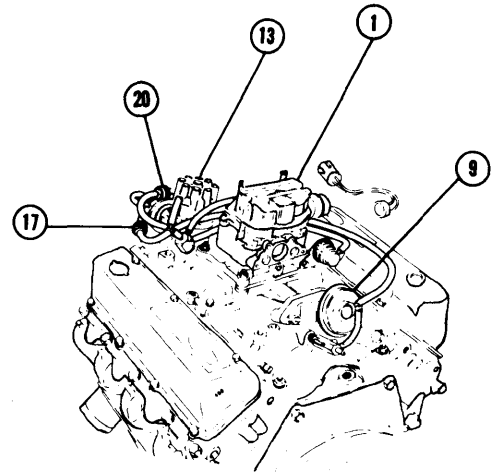
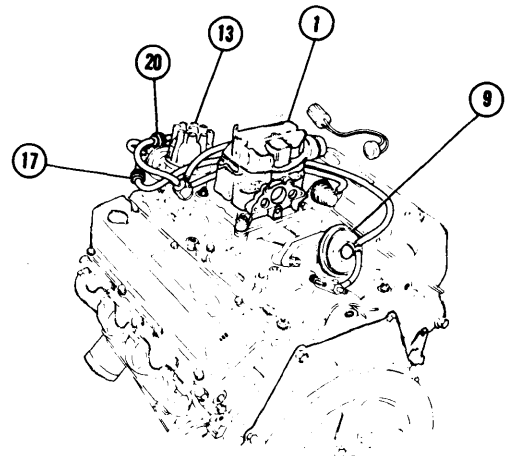
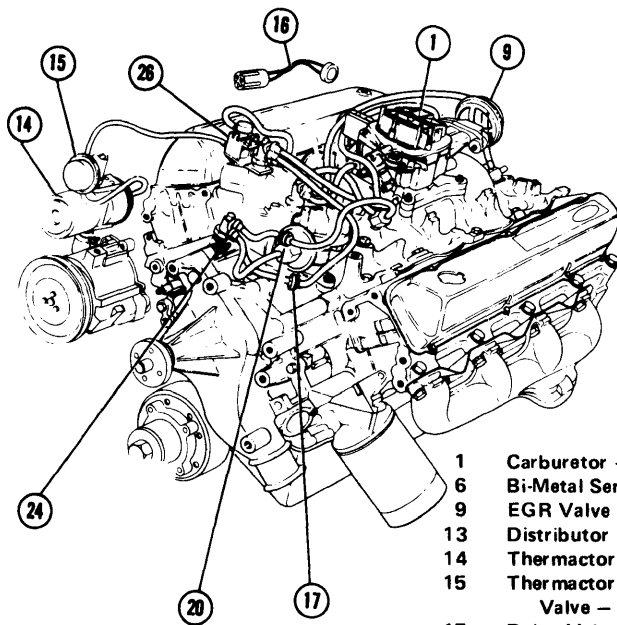


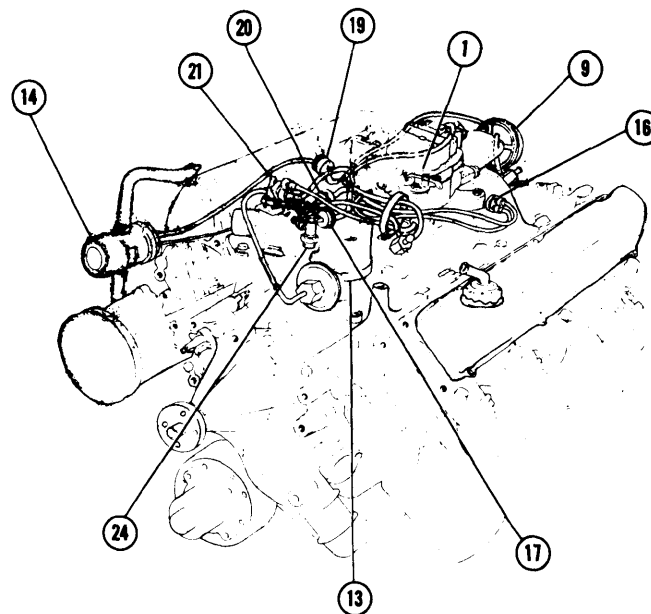
FIG. 83 460" V8

# 1976 EXHAUST EMISSION SYSTEMS Ford Motor Co. Vacuum Diagrams (Cont.)



- 1 Carburetor - 9510
- 6 Bi-Metal Sensor - 9E607
- 9 EGR Valve - 9D475
- 13 Distributor - 12127
- 14 Thermactor Air Bypass Valve - 9B289
- 15 Thermactor Vacuum Differential Valve - 9E441
- 17 Delay Valve (Spark) - 12A189
- 20 Retard Delay Valve (CSSA) - 12A208
- 21 PVS (Cooling) - 12A091
- 22 PVS (EGR) - 9D473
- 24 PVS (CSSA) - 8A564
- 26 Vacuum Solenoid - N.O. - 12A170

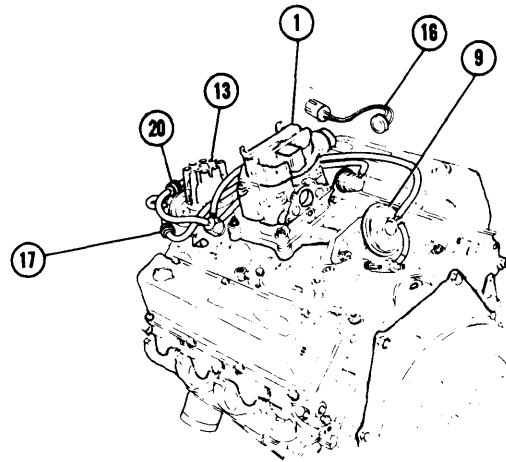
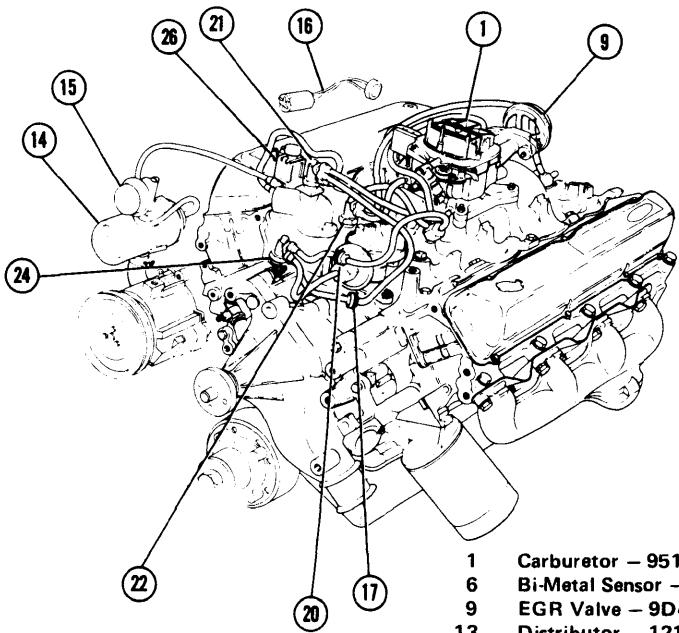
FIG. 84 460" V8



- 1 Carburetor - 9510
- 6 Bi-Metal Sensor - 9E607
- 8 Exhaust Heat Valve (Bi-Metal) - 942B
- 9 EGR Valve - 9D475
- 13 Distributor - 12127
- 14 Thermactor Air Bypass Valve - 9B289
- 16 Temp. Vacuum System Valve - 9A995
- 17 Delay Valve (Spark) - 12A189
- 19 Delay Valve (Therm) - 9E897
- 20 Retard Delay Valve - 12A208
- 21 PVS (Cooling) - 12A091
- 24 PVS (CSSA) - 8A564

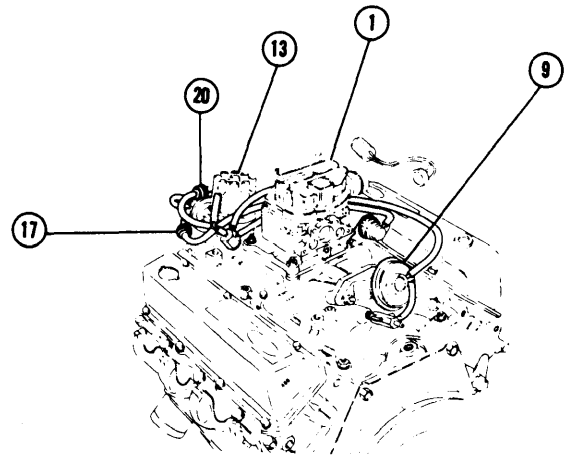
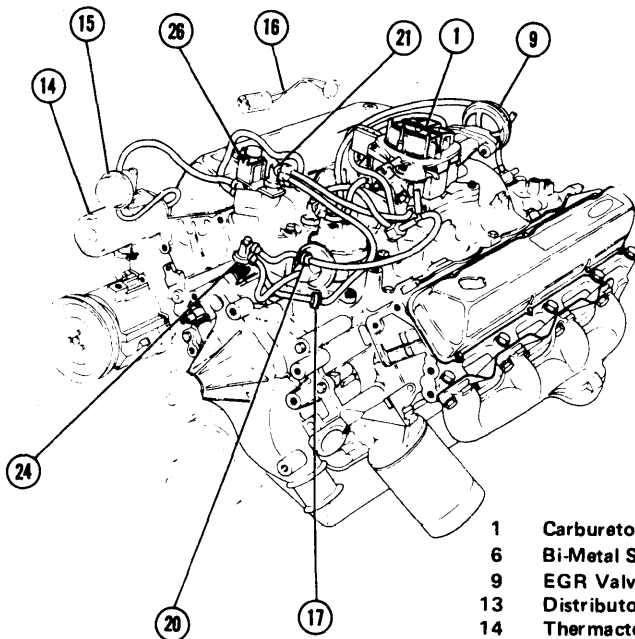
FIG. 85 460" V8

# 1976 EXHAUST EMISSION SYSTEMS Ford Motor Co. Vacuum Diagrams (Cont.)



- 1 Carburetor - 9510
- 6 Bi-Metal Sensor - 9E607
- 9 EGR Valve - 9D475
- 13 Distributor - 12127
- 14 Thermactor Air Bypass Valve - 9B289
- 15 Thermactor Vacuum Differential Valve - 9E441
- 17 Delay Valve (Spark) - 12A189
- 20 Retard Delay Valve (CSSA) - 12A208
- 21 PVS (Cooling) - 12A091
- 22 PVS (EGR) - 9D473
- 24 PVS (CSSA) - 8A564
- 26 Vacuum Solenoid - N.O. - 12A170

FIG. 86 460" V8

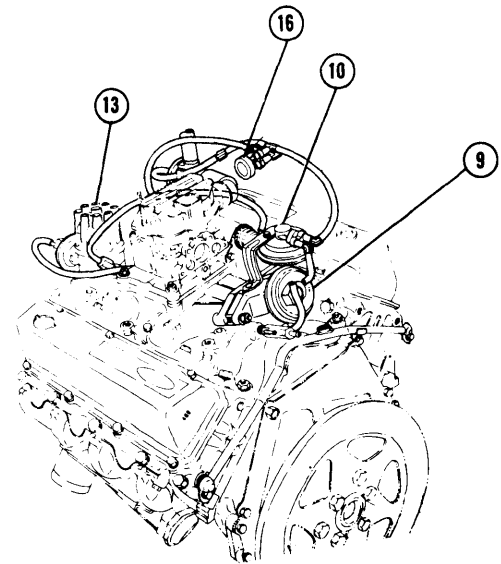
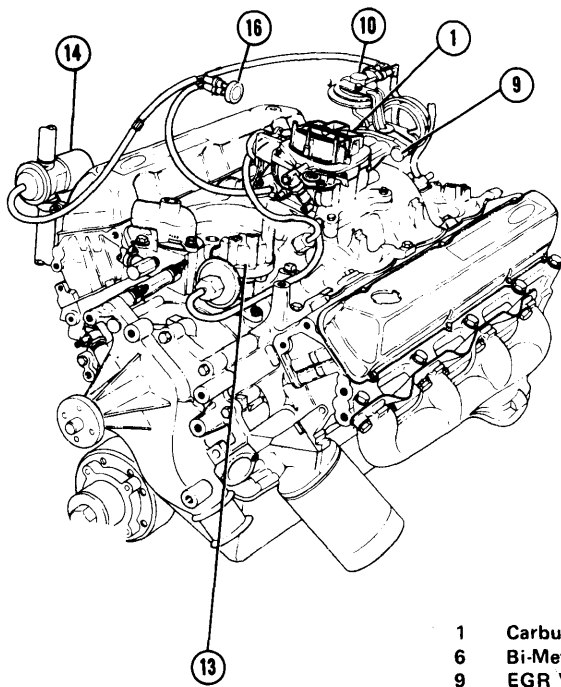


- 1 Carburetor - 9510
- 6 Bi-Metal Sensor - 9E607
- 9 EGR Valve - 9D475
- 13 Distributor - 12127
- 14 Thermactor Air Bypass Valve - 9B289
- 15 Thermactor Vacuum Differential Valve - 9E441
- 17 Delay Valve (Spark) - 12A189
- 20 Retard Delay Valve (CSSA) - 12A208
- 21 PVS (Cooling) - 12A091
- 22 PVS (EGR) - 9D473
- 24 PVS (CSSA) - 8A564
- 26 Vacuum Solenoid - N.O. - 12A170

FIG. 87 460" V8

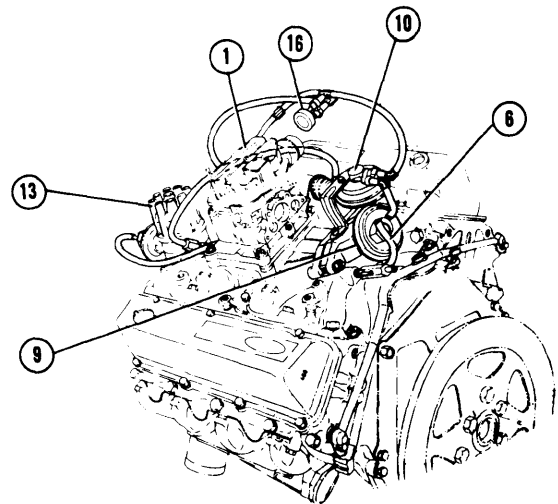
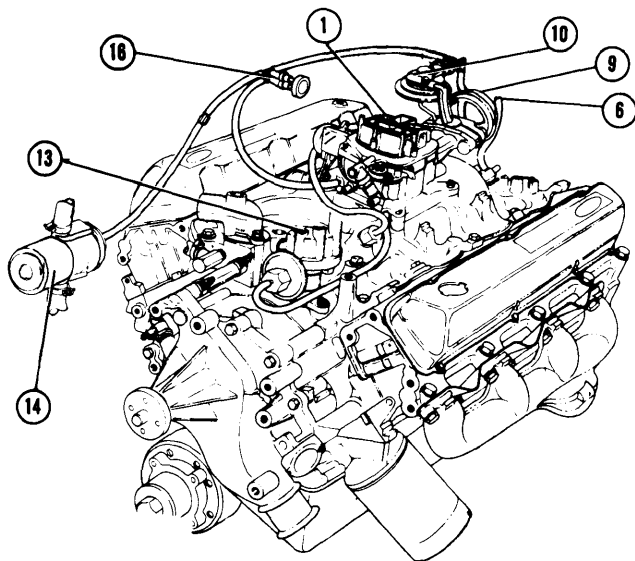
# 1976 EXHAUST EMISSION SYSTEMS

## Ford Motor Co. Vacuum Diagrams (Cont.)



- 1 Carburetor - 9510
- 6 Bi-Metal Sensor - 9E607
- 9 EGR Valve - 9D475
- 10 EGR Backpressure Transducer - 9F452
- 13 Distributor - 12127
- 14 Thermactor Air Bypass Valve - 9B289
- 16 Temp. Vacuum System Valve - 9A995

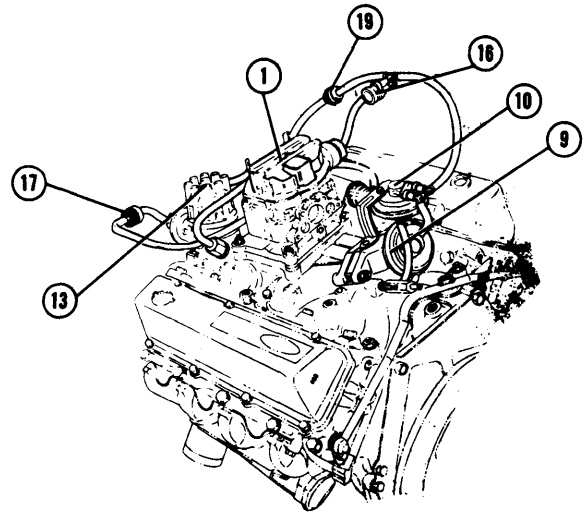
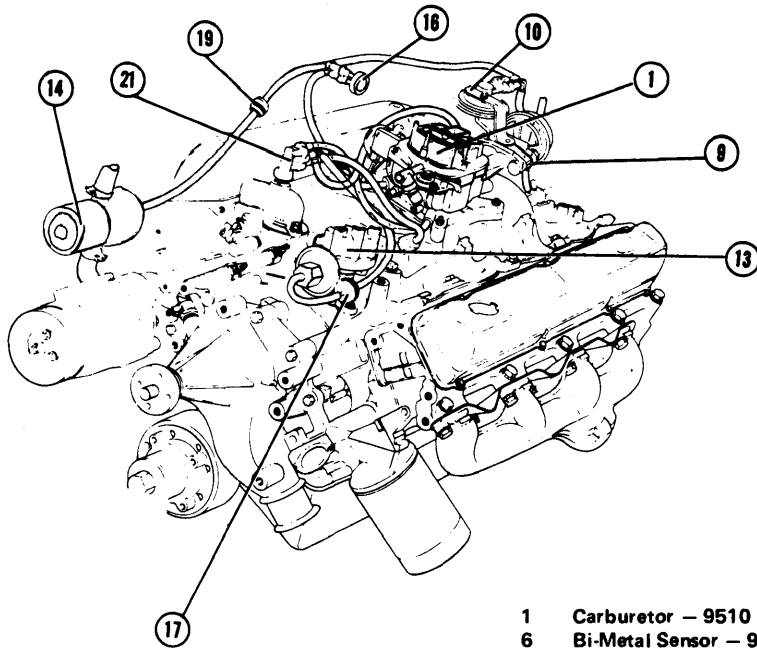
FIG. 88 460" V8



- 1 Carburetor - 9510
- 6 Bi-Metal Sensor - 9E607
- 9 EGR Valve - 9D475
- 10 EGR Backpressure Transducer - 9F452
- 13 Distributor - 12127
- 14 Thermactor Air Bypass Valve - 9B289
- 16 Temp. Vacuum System Valve - 9A995

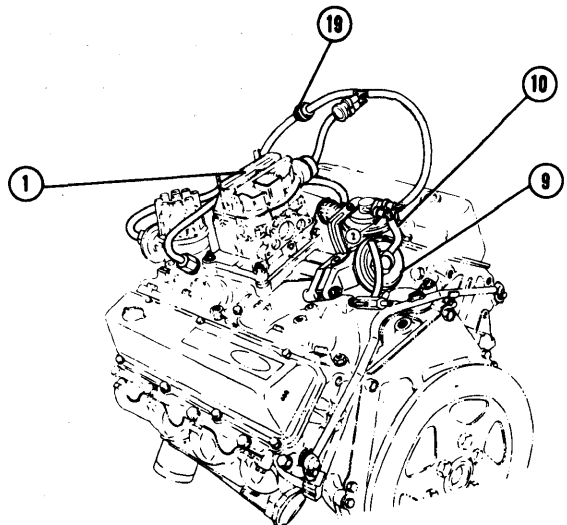
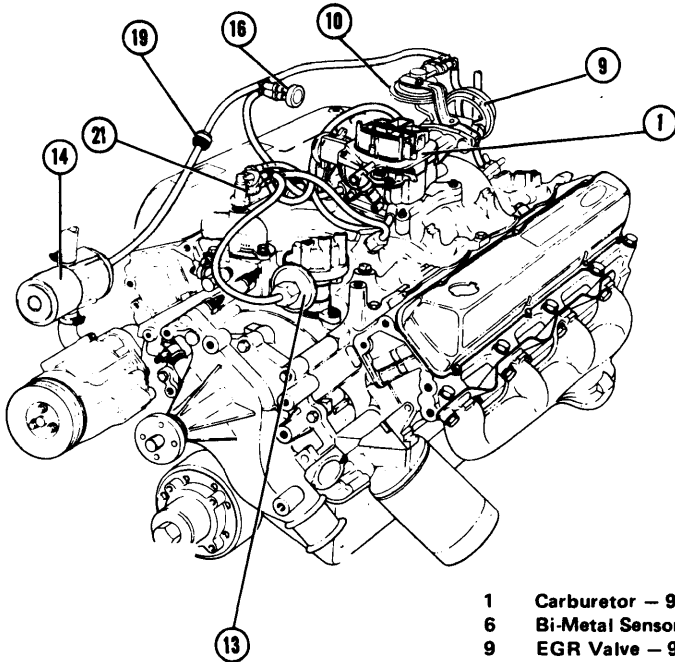
FIG. 89 460" V8

# 1976 EXHAUST EMISSION SYSTEMS Ford Motor Co. Vacuum Diagrams (Cont.)



- 1 Carburetor - 9510
- 6 Bi-Metal Sensor - 9E607
- 9 EGR Valve - 9D475
- 10 EGR Backpressure Transducer - 9F452
- 13 Distributor - 12127
- 14 Thermactor Air Bypass Valve - 9B289
- 16 Temp. Vacuum System Valve - 9A995
- 17 Delay Valve (Spark) - 12A189
- 19 Delay Valve (Therm) - 9E897
- 21 PVS (Cooling) - 12A091/8A564

FIG. 90 460" V8

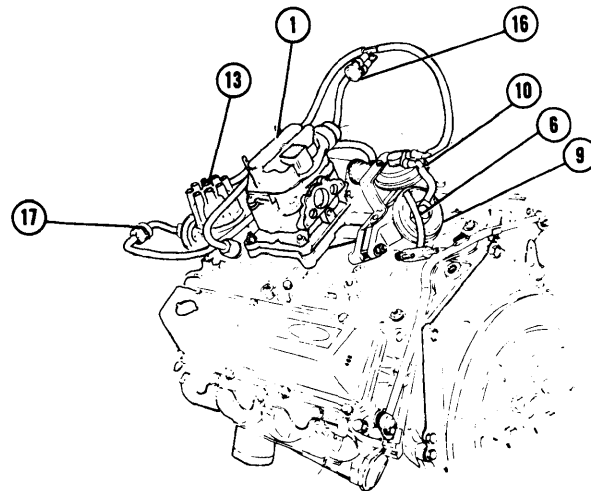
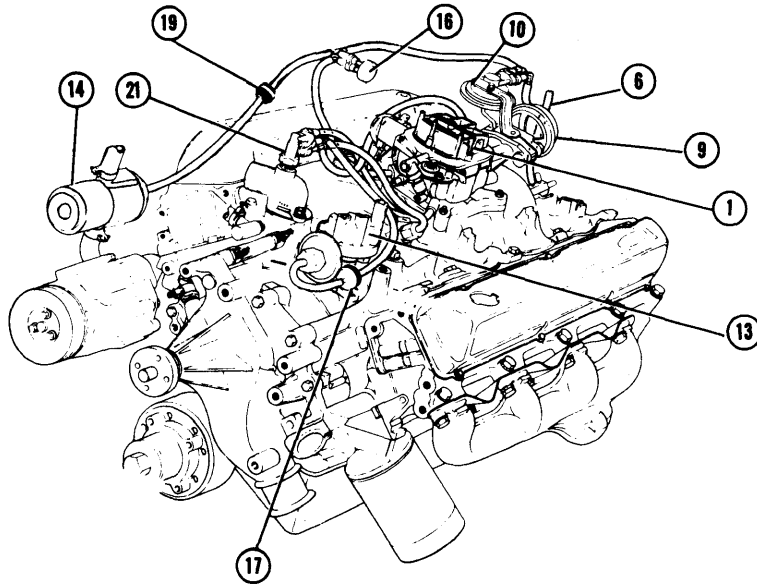


- 1 Carburetor - 9510
- 6 Bi-Metal Sensor - 9E607
- 9 EGR Valve - 9D475
- 10 EGR Backpressure Transducer - 9F452
- 13 Distributor - 12127
- 14 Thermactor Air Bypass Valve - 9B289
- 16 Temp. Vacuum System Valve - 9A995
- 19 Delay Valve (Therm) - 9E897
- 21 PVS (Cooling) - 12A091

FIG. 91 460" V8

# 1976 EXHAUST EMISSION SYSTEMS Ford Motor Co. Vacuum Diagrams (Cont.)

3-201



- 1 Carburetor - 9510
- 6 Bi-Metal Sensor - 9E607
- 9 EGR Valve - 9D475
- 10 EGR Backpressure Transducer - 9F452
- 13 Distributor - 12127
- 14 Thermactor Air Bypass Valve - 9B289
- 16 Temp. Vacuum System Valve - 9A995
- 17 Delay Valve (Spark) - 12A189
- 19 Delay Valve (Therm) - 9E897
- 21 PVS (Cooling) - 8A564

FIG. 92 460" V8