

# Seat Belt Warning Systems

CHRYSLER, FORD MOTOR CO. & GENERAL MOTORS

## DESCRIPTION & OPERATION

If the drivers seat belt is not buckled and the ignition is turned to the "ON" or "START" position, the seat belt warning system will turn on the "FASTEN SEAT BELTS" indicator light and also sound a buzzer for approximately four to eight seconds. If the drivers belt is buckled after the buzzer sounds, the buzzer will remain on until the timer turns it off. When the ignition is turned to the "ON" position, current is supplied through the timer to the buzzer circuit and the indicator light circuit. The light will always remain on until the timer turns off the current. The buzzer will only sound if the single space drivers seat belt is not buckled before turning on the ignition.

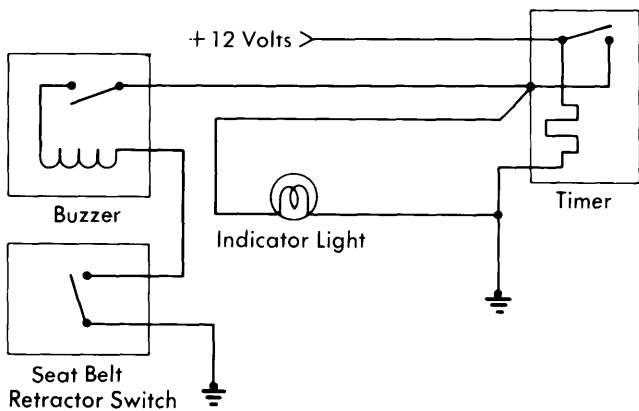


Fig. 1 General Motors Seat Belt Warning Wiring Diagram

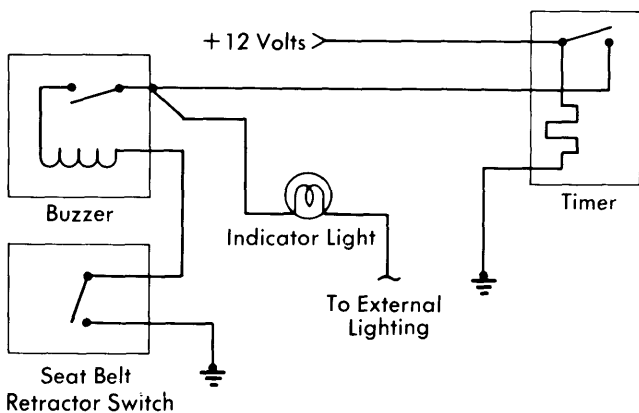


Fig. 2 Ford Motor Co. Seat Belt Warning Wiring Diagram

## TROUBLE SHOOTING

### BUZZER & INDICATOR LIGHT INOPERATIVE

Check fuse and for an open circuit in timer feed wire (+12 Volt). Check seat belt switch for good ground. Check for defective timer or ignition switch.

### BUZZER INOPERATIVE

Check for defective buzzer, open seat belt switch, defective wire or connections between seat belt switch and buzzer. Check for proper seat belt switch ground.

### INDICATOR LIGHT INOPERATIVE

Check light and wiring for opens, shorts or poor connections.

### BUZZER & INDICATOR LIGHT REMAIN ON

Check for open circuit in timer ground lead. Check for a defective timer.

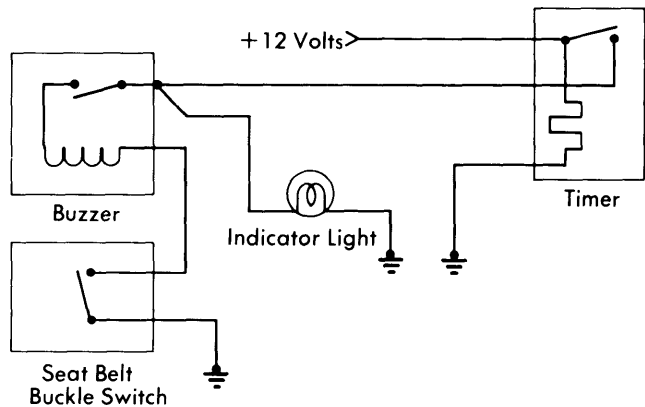


Fig. 3 Chrysler Corp. Seat Belt Warning Wiring Diagram