

FORD MOTOR CO.

Ford

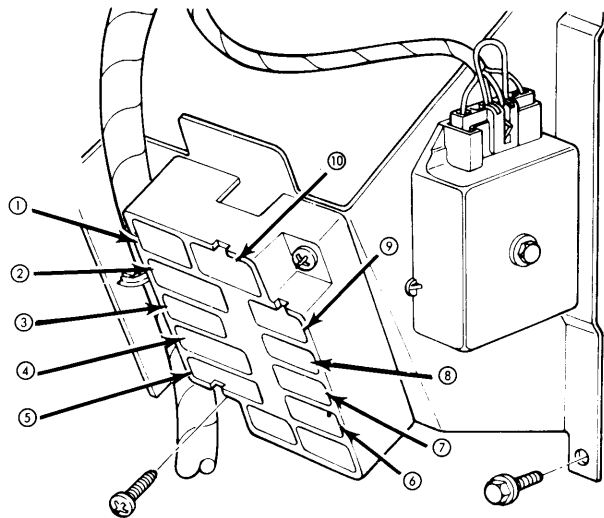
FUSE PANEL

"E" Models — Fuse panel is located under instrument panel to the left of steering column.

"F" Models — Fuse panel is mounted on left side of dash panel.

"U" Models — Fuse panel is located on left end of glove compartment.

"P" Models — Parcel Delivery models have no fuse panel.



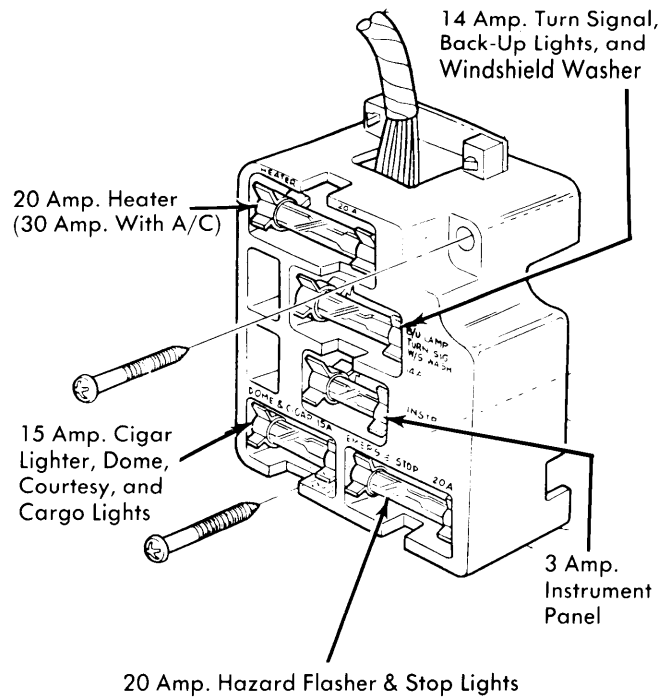
5FO01

- ① — 3 Amp. Instrument Panel & Cluster Lamps, Ash Tray, Transmission Indicator & Radio Lamps, Headlamp & Windshield Wiper Illumination, Air Conditioning Lamp & Heater.
- ② — 7.5 Amp. Circuit Breaker Windshield Wiper & Washer.
- ③ — 7.5 Amp. Auxiliary Tank Solenoid.
- ④ — 7.5 Amp. Throttle Solenoid.
- ⑤ — 20 Amp. Emergency Flashers & Stop Lamps.
- ⑥ — 15 Amp. Dome, Cargo & Courtesy Lamps, Cigar Lighter.
- ⑦ — 15 Amp. Accessory Feed.
- ⑧ — 14 Amp. Turn Signal & Back-Up Lamps.
- ⑨ — 7.5 Amp. Radio.
- ⑩ — 30 Amp. Heater and/or Air Conditioning.

"E" MODELS FUSE PANEL

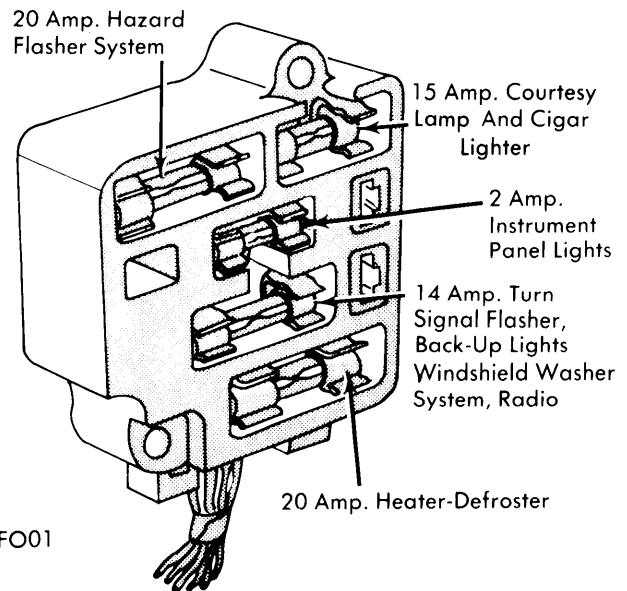
CIRCUIT BREAKERS

"E" Models — A circuit breaker for protection of windshield wiper system is found in fuse panel and rated at 7.5 amperes. A circuit breaker rated at 15 amperes is integral with headlight switch for protection of tail, license, parking and marker lights, and horn. A circuit breaker rated at 12 amperes is integral with headlight switch for headlight circuit protection.



5FO02

"F" MODELS FUSE PANEL



5FO01

"U" MODELS FUSE PANEL

"F" Models — A circuit breaker for protection of headlight system is integral with headlight switch and rated at 12 amperes. A circuit breaker rated at 15 amperes is integral with headlight switch for protection of tail, parking, license and marker lights, and horn. Circuit protection for windshield wiper is integral with wiper switch and rated at 8.25 amperes on models with pin terminal type switch and 7 amperes for models with blade terminal type switch. Circuit breakers for marker lights on the following vehicles are found in the instrument panel and rated as follows: F-250 & F-350 Camper Special use a 25 ampere circuit breaker. F-350 with dual rear wheels use a 15 ampere circuit breaker.

Fuses & Circuit Breakers

FORD MOTOR CO. (Cont.)

"U" Models — A circuit breaker for protection of headlight system is integral with headlight switch and rated at 12 amperes. A circuit breaker rated at 15 amperes is integral with headlight switch for protection of tail, parking, license, marker and stop lights and horn.

"P" Models — A circuit breaker for protection of headlight system is integral with headlight switch and rated at 12 amperes. A circuit breaker rated at 12 amperes is integral with headlight switch for protection of tail, parking, license, marker and stop lights and horn. Circuit protection for windshield wiper is integral with wiper switch and rated at 8.25 amperes for models with pin terminal type switch and 7 amperes for models with blade terminal type switch.

IN-LINE FUSES

"E" Models — In-line fuses are used to protect the following: Air conditioner, fog lights, radio, auxiliary heater and spotlight.

"P" Models — In-line fuses are used to protect the following: Dome light, emergency flasher system, heater and defroster, instrument panel light, windshield washer, turn signal and back-up lights.

FUSIBLE LINKS

"E" Models — Fusible links are used as follows for circuit protection: Separate links in starter motor relay for protection of air conditioner, alternator and dual batteries. Alternator is also protected by a link located at electric choke.

"F" Models — Fusible links are used as follows for circuit protection: Separate links in starter motor relay for protection of air conditioner, alternator, marker lights and trailer tow. Alternator is also protected by a link located at electric choke.