

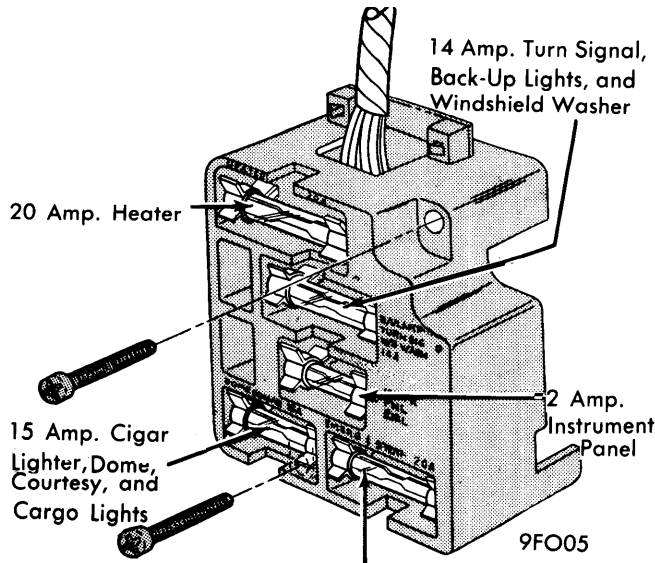
# Fuses & Circuit Breakers

## FORD MOTOR CO.

Ford, All Models (1965-74)

### FUSE PANEL

"F" Models (1965-74) — Fuse panel located on left side of driver compartment below dash on all models.



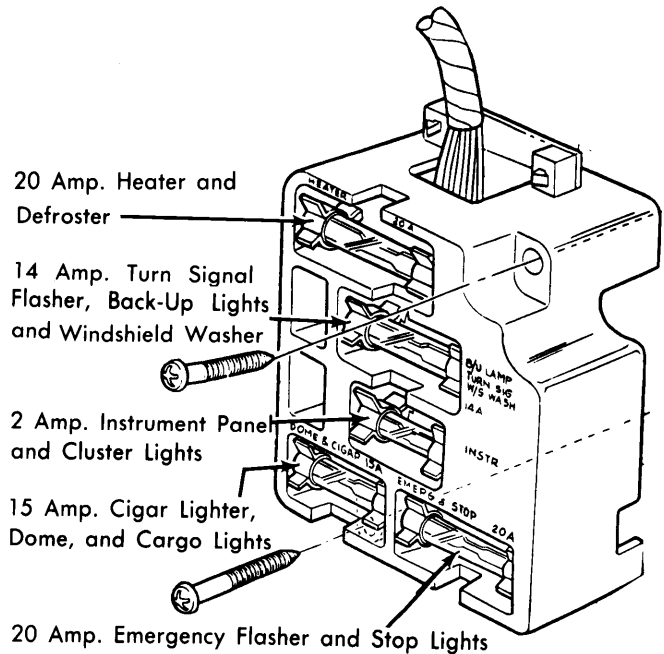
20 Amp. Emergency Flasher and Stop Lights  
**FUSE PANEL, "F" MODEL 1968-74 (TYPICAL)**

"P" Models (1965-74) — Parcel Delivery models have no fuse panel.

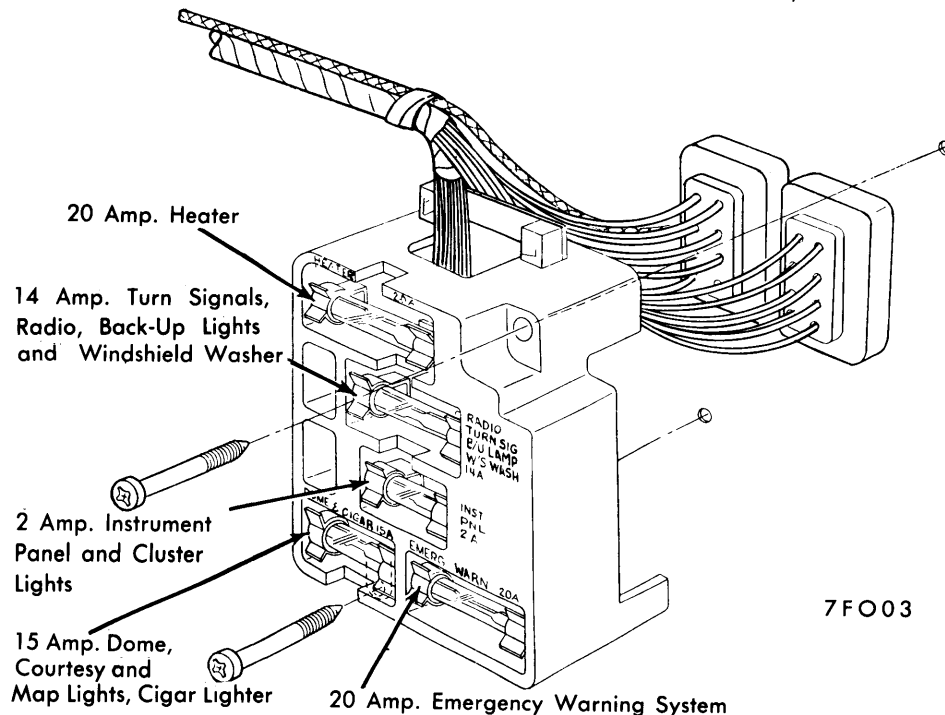
"E" Models & "U" Models (1965-66) — Fuse panel mounted to headlight switch. Removal of switch may be required to replace fuses. Removal is accomplished by lowering switch to below edge of instrument panel and detaching fuse block.

"U" Models (1967-72) — Fuse panel is part of main wire loom located on dash panel above and to right of brake pedal assembly.

"E" Models (1968-74) — Fuse panel is located on left side of engine housing above and to right of accelerator pedal.



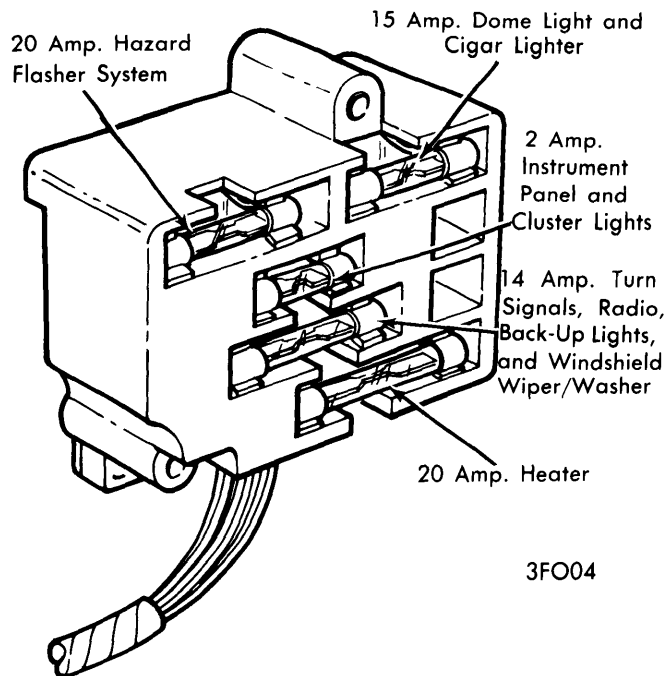
**FUSE PANEL, "E" MODELS (ALL)**



**FUSE PANEL, "U" MODELS (1967-72)**

## FORD MOTOR CO. (Cont.)

**"U" Models (1973-74)** — Fuse panel located on left end of glove compartment.



3FO04


FUSE PANEL, "U" MODELS (1973-74)

**CIRCUIT BREAKERS**

**All Models (1965-67)** — Combination headlight switch, dome light switch, and circuit breaker is used. Circuit breaker protects headlight, tail light, stop light, parking light, and license light circuits.

**"F" Models (1968-74)** — Circuit breakers are located in fuse panel and in headlight switch. Circuit breaker is found in

Knob Release Button



6FO02

**HEADLIGHT SWITCH/CIRCUIT BREAKER, ALL 1965-67 MODELS (EXCEPT "P" MODELS)**

overdrive relay on vehicles so equipped. Windshield wiper has internal circuit breaker. Air conditioner circuit breaker is located on back of instrument panel. Optional marker lights have circuit breaker on right side cowl panel, and in 1968 only, air conditioner and heater circuit breaker is located on brake pedal support bracket.

**"E" Models & "U" Models (1969-74)** — Automatic resetting circuit breaker in headlight switch protects headlights, exterior, turn signals, and horn circuit (on "U" Models only, stop light circuit is also protected). "E" Model windshield wiper motor is protected by circuit breaker in windshield wiper switch.

**IN-LINE FUSES**

**"P" Models (1968-69)** — In-line fuses protect turn signals, back-up lights, instrument lights, windshield washer, Emergency Warning System, heater and defroster.

**"F" Models (1968-69)** — In-line fuse protects ammeter gauge circuit.

**"E" Models (1970-74)** — In-line fuse protects air conditioner, auxiliary heater, fog lights, radio and spotlight.