

OPEL

FUSE BLOCK

1966-70 Kadett & GT Models — Fuse block is located behind right side kick panel. Circuits protected are indicated.

1966-70 MODELS

- 1 — Windshield Wiper Motor and Horn.
- 2 — Turn Signals, Stop, and Back-Up Lights.
- 3 — Heater and Cigar Lighter.
- 4 — Emergency Warning, Clock, Radio, Dome, and Glove Compartment Lights.
- 5 — Left Side Parking and Tail Lights.
- 6 — Right Side Parking and Tail Lights, Instrument and License Plate Lights.

1971-73 1100, 1900 & GT Models — Fuse block is located below instrument panel on left kick panel. Circuits protected are indicated:

1971-73 MODELS

All Except GT Models

- 1 — 5 Amp. Left Hand Parking, Tail and Side Marker Lights.
- 2 — 5 Amp. Right Hand Parking, Tail and Side Marker Lights plus Instrument Lights.
- 3 — 8 Amp. Key Warning Buzzer, Trunk Light, Hazard Warning System, Headlight Flasher and Interior Lights.
- 4 — 15 Amp. Back-Up Lights, Heater Motor, Cigarette Lighter and Radio.
- 5 — 15 Amp. Windshield Wiper Motor and Horn.
- 6 — 8 Amp. Turn Signals, Stop Lights, Gauges and Indicator Lights.

Opel GT

- 1 — 8 Amp. Horn, Back-Up Lights, Windshield Wiper and Washer Motors.
- 2 — 5 Amp. Turn Signals, Brake Warning Indicator, Stop Lights and Radio.

- 3 — 8 Amp. Cigarette Lighter and Heater Motor.
- 4 — 5 Amp. Clock and Hazard Warning Flasher.
- 5 — 5 Amp. Left Hand Parking, Tail and Side Marker Lights.
- 6 — 5 Amp. Right Hand Parking, Tail and Side Marker Lights.
- 7 — 5 Amp. Instrument, License Plate and Shift Quadrant Lights.

IN-LINE FUSES

1968-72, All Models — Vehicles utilize an in-line fuse for heated rear window. Fuse is located in relay switch in engine compartment. An in-line fuse is also used for fog lights and is located in relay switch in engine compartment.

FUSIBLE LINKS

1966-70 Kadett & GT Models — Each vehicle utilizes three fusible links as follows: One link is connected between starter solenoid and solenoid feed wire. This link protects ignition switch main feed, dimmer switch, and fuse block feed. Another link is connected between red-white wire and B+ terminal of voltage regulator. Fuse protects circuit when battery will not accept a charge. Last link is attached between light blue wire and D-61 terminal of voltage regulator and protects circuit to generator tell-tale light.

1971 1100 Models — Vehicles use one fusible link that is attached to starter solenoid and two links that attach at junction block.

1972-73 1900 Models — Fusible link is attached to starter solenoid, one at alternator and one between voltage regulator and cluster connection.

1972-73 GT Models — Vehicles use a fusible link between starter solenoid and fuse block, one between regulator and cluster connection and one between alternator and fuse block.

PANTERA

1973 Models — Fuse block is located on right kick panel under a hinged cover. Block contains 12 fuses in a vertical row, plus two fuses side by side at bottom of main fuse block. Circuits protected are, from top to bottom:

1973 MODELS

- 1 — 8 Amp. Left Hand High Beam and Indicator.
- 2 — 8 Amp. Right Hand High Beam.
- 3 — 8 Amp. Right Parking & Front Side Marker Lights, Left Tail & Rear Marker Lights, Right License Light and Instrument & Control Lights.
- 4 — 8 Amp. Left Parking & Front Side Marker Lights, Right Tail & Rear Marker Lights, Left License Plate Light and Tail & Parking Indicator Light.
- 5 — 8 Amp. Left Hand Low Beam.
- 6 — 8 Amp. Right Hand Low Beam.

- 7 — 30 Amp. Horn, Key Warning Buzzer, Air Conditioner Blower and Clutch.
- 8 — 15 Amp. Hazard Warning System, Windshield Wiper & Washer, Interior Lights and Radio.
- 9 — 15 Amp. Cigarette Lighter.
- 10 — 30 Amp. Retractable Headlights, Heater and Air Conditioner Relays.
- 11 — 25 Amp. Engine Cooling Fan, Seat Belt Warning System and Brake Warning Light.
- 12 — 30 Amp. Engine Cooling Fan, Stop & Back-Up Lights, Turn Signals and Gauges.

Bottom Fuses — Left fuse protects left power window and right fuse protects right power window. Both fuses are 30 amp.

PEUGEOT

FUSE BLOCK

1971-72 304 Models — Fuse block is located in engine compartment on left inner fender panel.

1971-72 MODELS

- 1 — 5 Amp. Parking, Marker, Instrument, and License Plate Light.

PEUGEOT (Cont.)

- 2 - 10 Amp. Interior, Luggage Compartment, and Clock Lights.
- 3 - 10 Amp. Brake Lights, Cooling Fan Clutch, Turn Signals, Gauges, and Warning Lights.
- 4 - 10 Amp. Heater and Windshield Wipers.

1963-67 403 Models - Fuse block is located under instrument panel to left of steering column.

NOTE - 403 models use the same fuse block design as 404 models.

1963-66 404 Models - Fuse block is located under left kick panel. Block contains four fuses protecting circuits listed.

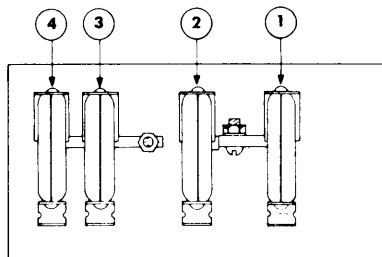
1963-66 MODELS

- 1 - 10 Amp. Front and Rear Parking Lights, Instrument Lights and Trunk Lights.
- 2 - 18 Amp. Dome Light, Horns, and Cigar Lighter.
- 3 - 10 Amp. Turn Signals, Stop Lights, and Fan Clutch.
- 4 - 10 Amp. Heater and Windshield Wiper Motor.

1969-73 504 Models - Fuse block is located on left kick panel. Circuits protected are, from top to bottom:

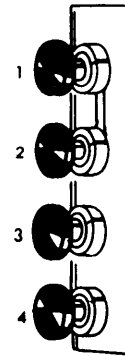
1969-73 MODELS

- 1 - 5 Amp. Side Marker, Instrument and License Plate Lights.
- 2 - 10 Amp. Interior, Luggage Compartment & Parking Lights, Horn, Cigarette Lighter and Clock.
- 3 - 10 Amp. Cooling Fan Clutch, Fuel Pump, Stop and Back-Up Lights.
- 4 - 10 Amp. Turn Signals, Heater, Gauges and Indicator Lights.
- 5 - 10 Amp. Windshield Wiper Motor.



1E154

1971-72 304 PEUGEOT FUSE BLOCK

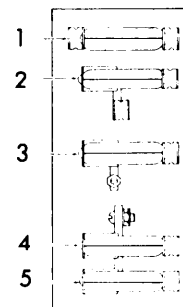


1963-66 404 PEUGEOT FUSE BLOCK

1967-70 404 MODELS

- 1 - 10 Amp. Windshield wiper motor.
- 2 - 10 Amp. Parking Lights, Instrument Panel Lights and License Plate Lights.
- 3 - 10 Amp. Turn Signals, Horn, Clock, Dome, Glove Box Light, Trunk Light, Emergency Flasher and Cigar Lighter.
- 4 - 10 Amp. Exhaust Emission Control System, Stop Lights, Back-up Lights, and Cooling Fan Clutch.
- 5 - 10 Amp. Heater, Fuel and Temperature Gauge, Brake Failure Warning Light, Ignition Warning Light, and Oil Pressure Warning Light.

1967-70 404 Models - Fuse block is located on left kick panel. Block contains five fuses that protect circuits listed.



0E202

1967-70 404 PEUGEOT FUSE BLOCK

PORSCHE

FUSE BLOCK

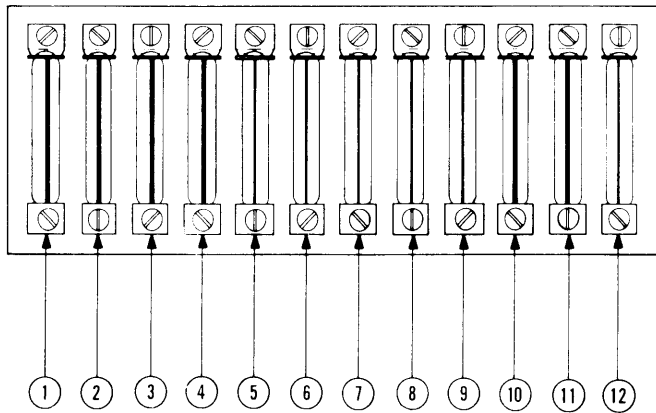
1966-67 912 Models - Fuse block is located under luggage compartment.

1966-67 MODELS

- 1 - Stop, Turn Signal, and Back-Up Lights.
- 2 - Interior Light and Cigar Lighter.
- 3 - Supplementary Heater.

- 4 - Windshield Wiper and Washer.
- 5 - Fog Lights.
- 6 - License Plate and Luggage Compartment Light.
- 7 - Right Side Parking Lights.
- 8 - Left Side Parking Lights.
- 9 - Right Side Low Beam.
- 10 - Left Side Low Beam.
- 11 - Right Side High Beam, and Indicator Light.
- 12 - Left Side High Beam.

PORSCHE (Cont.)



OE115

1966-67 PORSCHE 912 FUSE BLOCK

1968-69 912 Models — Fuses are located in left front part of luggage compartment and are covered by a plastic shield. Fuses are contained in two separate fuse blocks, one above the other. Respective fuses are identified as indicated:

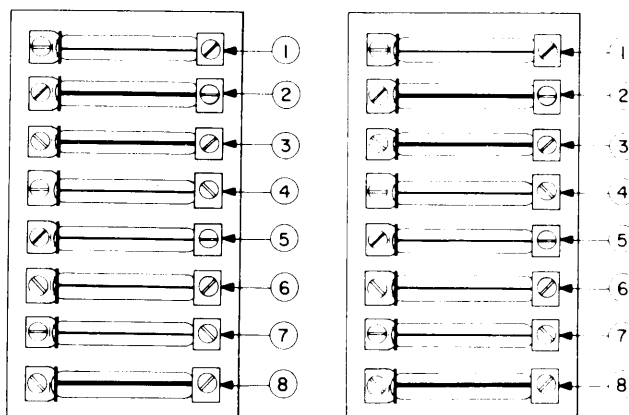
1968-69 MODELS

Upper Fuse Block

- 1 — Power Windows.
- 2 — Power Windows.
- 3 — Cigar Lighter and Clock.
- 4 — Windshield Wipers and Washer.
- 5 — Emergency Warning Lights.
- 6 — Brake Lights, Emergency Flasher, and Back-Up Lights.
- 7 — Left Turn Signal.
- 8 — Right Turn Signal.

Lower Fuse Block

- 1 — Left High Beam.
- 2 — Right High Beam.
- 3 — Left Low Beam.
- 4 — Right Low Beam.
- 5 — Left Side Marker.
- 6 — Right Side Marker.
- 7 — License Plate and Luggage Compartment Lights.
- 8 — Electric Sun Roof.



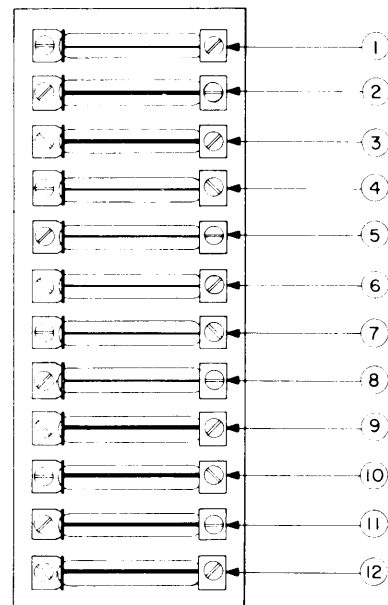
OE116

1968-69 912 PORSCHE FUSE BLOCK

1963-65 356 Models — Fuse block is centrally located under instrument panel.

1963-65 MODELS

- 1 — Stop and Turn Lights, and Fuel Gauge.
- 2 — Cigar Lighter.
- 3 — Horn.
- 4 — Windshield Wipers and Interior Lights.
- 5 — Left Side Fog Lights.
- 6 — Right Side Fog Lights.
- 7 — Left Side Tail, Parking, and License Plate Lights.
- 8 — Right Side Tail, Parking, and License Plate Lights.
- 9 — Left Low Beam and Back-Up Light.
- 10 — Right Low Beam.
- 11 — Left High Beam and High Beam Indicator.
- 12 — Right High Beam.



OE117

1963-65 356 PORSCHE FUSE BLOCK

1970-73 914 Models — Fuse block is mounted under instrument panel to left of steering column. Block contains 12 fuses. Circuits protected are as indicated, from left to right:

1970-73 MODELS

- 1 — 8 Amp. Left Hand High Beam.
- 2 — 8 Amp. Right Hand High Beam.
- 3 — 8 Amp. Left Hand Low Beam.
- 4 — 8 Amp. Right Hand Low Beam.
- 5 — 8 Amp. Left Hand Parking and Tail Lights.
- 6 — 8 Amp. Right Hand Parking and Tail Lights.
- 7 — 8 Amp. License Plate Lights.
- 8 — 25 Amp. Windshield Wiper, Cigarette Lighter, Turn Signals, Stop Lights and Back-Up Lights.
- 9 — 8 Amp. Heater Motor and Horn.
- 10 — 8 Amp. Fog Lights (optional).
- 11 — 8 Amp. Hazard Flasher and Interior Lights.
- 12 — 25 Amp. Retractable Headlights.