

## CITROEN (Cont.)

**1963-68 DS 19** — Fuse block containing three active fuses and one spare fuse is located on upper corner of firewall in engine compartment. Fuses protect circuits indicated.

### 1963-68 MODELS

- 1 — 30 Amp. (Yellow) Windshield Wiper Motor and Accessory Terminal.
- 2 — 30 Amp. (Red) Low Beams and Clock, Tail, Instrument, Trunk, and License Plate Lights.
- 3 — 30 Amp. (Blue) All Other Circuits Except Horns and High Beams.

**1968-69 DS 21** — Two fuse blocks are located on the firewall in engine compartment and are mounted separately. Fuses protect circuits as indicated.

### 1968-69 MODELS

#### Left Side Fuse Block

- 1 — 30 Amp. (Yellow) Low Beams and Clock, Tail, Instrument, Trunk and License Plate Lights.

#### Right Side Fuse Block

- 1 — 30 Amp. (Yellow) Windshield Wiper and Washer, Cigar Lighter and Accessory Terminal.
- 2 — 30 Amp. (White) All Circuits Except Horns, High Beams and Ignition Coil.

**1969 ½ Minerale** — One fuse block containing four fuses is mounted on left side of firewall in engine compartment. Fuses protect circuits indicated.

### 1969 ½ MODELS

- 1 — 16 Amp. (Yellow) License Plate, Tail, Trunk, Parking, and Instrument Panel Lights.
- 2 — 16 Amp. (Blue) Turn Signals and Hazard Warning Lights.
- 3 — 16 Amp. (Red) Windshield Wipers and Washer, Clock, Accessory Terminal, Interior Light, and Stop Lights.
- 4 — 16 Amp. (Green) Ignition Circuit.

**1970 Minerale** — Fuse block is mounted on left side of firewall in engine compartment. Fuses protect circuits as indicated.

### 1970 MODELS

- 1 — 16 Amp. (Green) Interior Light, Indicator and Turn Lights, Battery Indicator, Cigar Lighter, Heated Rear Window, and Auxiliary Heater.
- 2 — 10 Amp. (Blue) Parking and Hazard Warning Lights.
- 3 — 16 Amp. (Red) Tachometer, Rheostat and Fuel Gauge, Central Indicator Dial, Windshield Wipers and Washer, Accessory Terminal, Stop Lights, and Heavy Duty Heater.
- 4 — 10 Amp. (Yellow) Clock and License Plate, Trunk, Tail, Instrument Panel, and Town Lights.

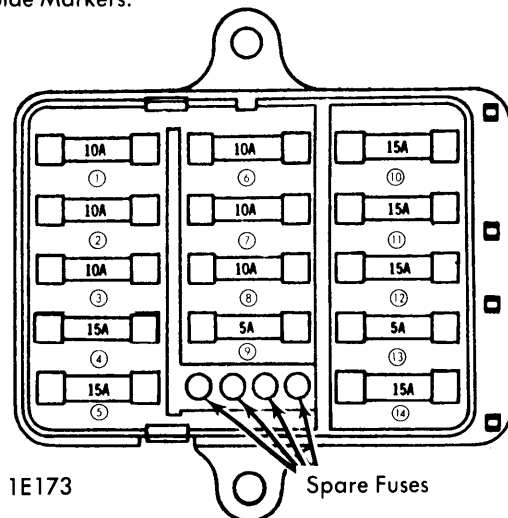
## COLT

### FUSE BLOCK

**1971-72 Models** — Fuse block is located on lower left kick panel and contains 14 circuit fuses and four spare fuses.

### 1971-72 MODELS

- 1 — Left Low Beam.
- 2 — Right Low Beam.
- 3 — Heater.
- 4 — Turn Signals and Back-Up Lights.
- 5 — Windshield Wiper.
- 6 — Left High Beam.
- 7 — Right High Beam.
- 8 — Tail Lights.
- 9 — Side Markers.



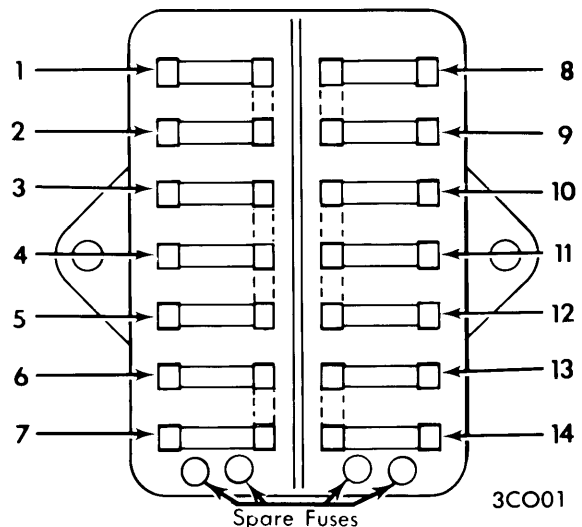
1971-72 COLT FUSE BLOCK

- 10 — Hazard Warning.
- 11 — Cigar Lighter.
- 12 — Stop Light and Horn.
- 13 — Dome and Buzzer.
- 14 — Ignition.

**NOTE** — On 1971 model number 13 fuse is dome only and number 14 is buzzer. Ignition is not protected by fuse in fuse block.

**1973 Models** — Fuse block is located on lower left kick panel and contains 14 active fuses and four spare fuses. Circuits protected are indicated.

- 1 — 15 Amp. Rear Window Defogger Relay.
- 2 — 5 Amp. Interior Light and Key Warning Buzzer.



1973 COLT FUSE BLOCK

# Fuses & Circuit Breakers

## COLT (Cont.)

- 3 - 15 Amp. Stop Lights and Horn.
- 4 - 15 Amp. Cigarette Lighter.
- 5 - 15 Amp. Hazard Warning Flasher and Indicator.
- 6 - 5 Amp. Instrument Lights, Front Parking and Side Marker Lights.
- 7 - 10 Amp. Tail, License and Rear Marker Lights.
- 8 - 10 Amp. Right Hand High Beam and High Beam Indicator.
- 9 - 10 Amp. Left Hand High Beam.
- 10 - 15 Amp. Windshield Wiper and Washer Motors.
- 11 - 15 Amp. Turn Signals, Indicator Lights, Back-Up Lights, Gauges, Seat Belt Warning System, Ignition Coil and Fuel Cut Solenoid.

- 12 - 10 Amp. Heater, Voltage Regulator, Shift Indicator and Defogger.
- 13 - 10 Amp. Right Hand Low Beam.
- 14 - 10 Amp. Left Hand Low Beam.

### FUSIBLE LINK

**1971-72 Models** - A fusible link is installed between the battery and wiring harness and contains two separate circuit fuses in one replaceable unit. Light and ignition switch circuits are fused independently with the fusible link. Fusible link is located near battery in engine compartment.

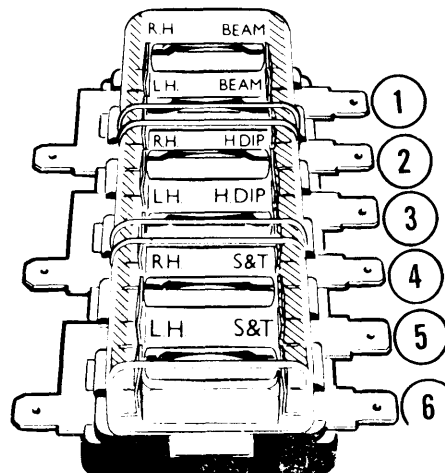
## CORTINA

### FUSE BLOCK

**1968-70 Models** - Fuse block is located under hood and is covered with a transparent shield. Fuse block contains six fuses.

### 1968-70 MODELS

- 1 - 8 Amp. Right High Beam.
- 2 - 8 Amp. Left High Beam.
- 3 - 8 Amp. Right Low Beam.
- 4 - 8 Amp. Left Low Beam.
- 5 - 8 Amp. Right Parking, Side Marker, Tail, and Stop Lights.
- 6 - 8 Amp. Left Parking, Side Marker, Tail, and Stop Lights.



1968-70 CORTINA FUSE BLOCK

### IN-LINE FUSE

**Back-Up Lights** - Lights are protected by a 10 amp. in-line fuse.

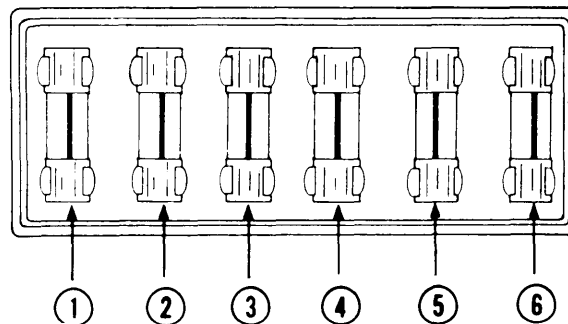
## COURIER

### FUSE BLOCK

**1972-73 Models** - Fuse block is located under hood on left rear side of engine compartment. Block contains six fuses. Circuits protected by fuses are, from front to rear:

### 1972-73 MODELS

- 1 - 10 Amp. Heater.
- 2 - 15 Amp. Engine.
- 3 - 15 Amp. Windshield Wiper and Washer.
- 4 - 15 Amp. Gauges, Indicator Lights and Back-Up Lights.
- 5 - 20 Amp. Headlights, Front Parking, Turn Signals, & Side Marker Lights, Interior Lights, and Instrument Lights.
- 6 - 15 Amp. Horn, Hazard Flasher, Turn Signal Flasher, Stop Lights, Turn Signal Indicator, Rear Parking, Turn Signal & Side Marker Lights, Tail Lights and License Plate Lights.



2CU05

1972-73 COURIER FUSE BLOCK

### IN-LINE FUSES

**1973 Models** - A large master in-line fuse is located on left side of firewall near battery.