

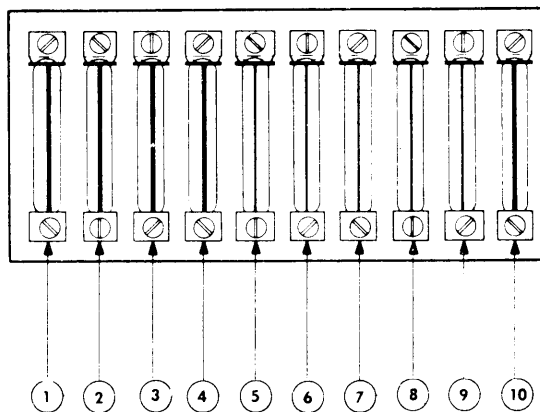
BMW (Cont.)

1969-73 6 Cylinder Models — Fuse block is located behind instrument panel on drivers side and accessible by opening compartment door. Block contains 12 fuses arranged horizontally. Circuits protected by fuses are, from left to right:

1969-70 MODELS

- 1 — Rear, Parking and Side Lights (Left Side).
- 2 — License Plate and Instrument Lights.
- 3 — Rear, Parking and Side Lights (Right Side).
- 4 — Emergency Warning Flasher, Clock, Interior and Glove Box Lights.
- 5 — Cigar Lighter and Radio Antenna.
- 6 — Windshield Wipers and Washers.
- 7 — Stop, Directional and Back-up Lights, Horn, Fuel, Temperature, and Oil Pressure Gauges, Fuel Level Indicator, Automatic Transmission Selector Lever Indicator Light and Automatic Choke.
- 8 — Heated Rear Window and Air Conditioning.
- 9 — Heater Motor.
- 10 — Spare.

0E250

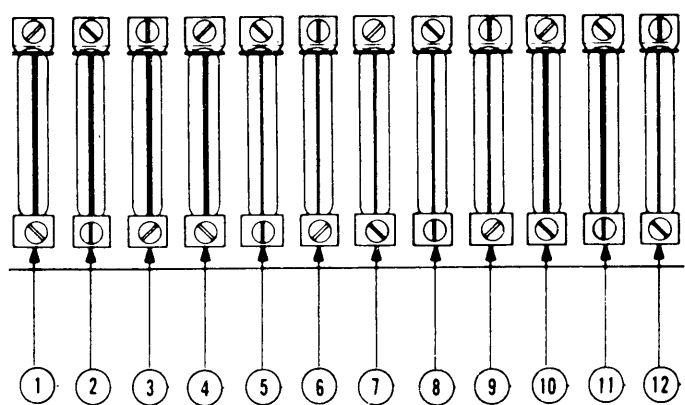


1969-70 BMW 6 CYLINDER FUSE BLOCK

1971-73 MODELS

- 1 — 5 Amp. Left Hand Tail, Parking & Side Marker Lights and Engine Compartment Light.
- 2 — 8 Amp. Right Hand Tail, Parking & Side Marker Lights, License Plate & Instrument Panel Lights, Rear Fog Lights and Fog Light Relay.
- 3 — 8 Amp. Left Hand Low Beam.
- 4 — 8 Amp. Right Hand Low Beam.
- 5 — 5 Amp. Left Hand Turn Signal.
- 6 — 5 Amp. Right Hand Turn Signal.
- 7 — 16 Amp. Cigarette Lighter and Automatic Radio Antenna.
- 8 — 8 Amp. Clock, Interior Light; Hazard Warning Flasher, Trailer Turn Indicator, Glove and Luggage Compartment Lights.
- 9 — 16 Amp. Heater Blower, 25 Amp. with Electric Sun Roof.
- 10 — 16 Amp. Rear Window Defogger.
- 11 — 8 Amp. Choke, Gauges and Fuel Pump.
- 12 — 16 Amp. Stop, Back-Up & Turn Indicator Lights, Horn, Windshield Wiper and Washer Motors.

1E170

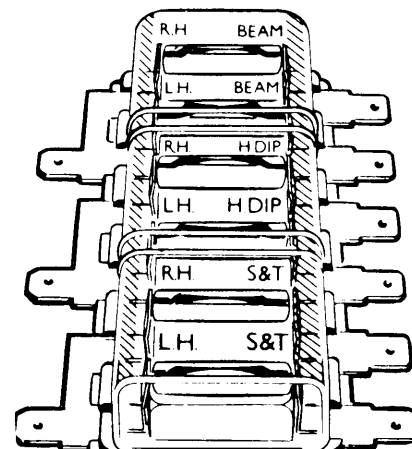


1971-73 BMW 6 CYLINDER FUSE BLOCK

CAPRI

FUSE BLOCK

1970-71 2000 — Fuse block is located under hood and is covered with a transparent shield. Fuse block contains six fuses as shown in illustration.



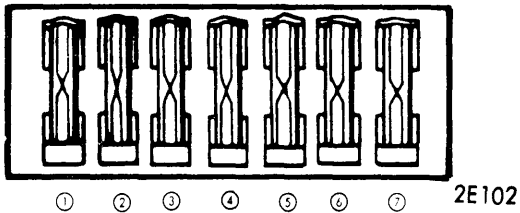
1970-71 CAPRI 2000 FUSE BLOCK

Back-Up Lights — Lights are protected by a 10 amp. in-line fuse.

CAPRI (Cont.)

1972 2000 & 2600 — Fuse block is located under instrument panel. Fuse block is covered with a plastic shield for protection.

- 1 — 8 Amp. Interior Lights, Cigar Lighter and Hazard Flasher.
- 2 — 8 Amp. Left Side Marker Lights, Left Tail Light, and Instrument Panel Illumination Bulbs.



1972 2000 & 2600 FUSE BLOCK

- 3 — 8 Amp. Right Side Marker Lights, Right Tail Light, and License Plate Light.
- 4 — 8 Amp. Headlights High Beam.
- 5 — 8 Amp. Headlights Low Beam.
- 6 — 8 Amp. Stop Lights, Heater, Turn Signal, Gauges, and Back-Up Lights.
- 7 — 8 Amp. Windshield Wipers.

1973 2000 & 2600 — Fuse block is located on left side of engine compartment and contains seven fuses. Circuits protected by fuses are, from left to right:

- 1 — 16 Amp. Cigarette Lighter, Clock and Interior Light.
- 2 — 8 Amp. License Plate and Instrument Lights.
- 3 — 8 Amp. Right Hand Tail and Parking Lights.
- 4 — 8 Amp. Left Hand Tail and Parking Lights.
- 5 — 16 Amp. Horn and Heater Blower.
- 6 — 16 Amp. Windshield Wiper Motor, Back-Up Lights and Gauges.
- 7 — 16 Amp. Turn Signals and Stop Lights.

CITROEN

FUSE BLOCK

1963-64 ID 19 — Two fuse blocks are located on the upper firewall in engine compartment. Left side block contains five active fuses and one spare; right side block contains two additional active fuses.

1963-64 MODELS

Left Side Fuse Block

- 1 — 30 Amp. (Blue) Heater Blower and Interior Lights.
- 2 — 30 Amp. (White) Windshield Wipers.
- 3 — 30 Amp. (Yellow) Left Side High Beam.
- 4 — 30 Amp. (Green) Left Side Low Beam.
- 5 — 30 Amp. (Red) Turn Signals and Parking Lights.

Right Side Fuse Block

- 1 — 30 Amp. (Yellow) Right Side High Beam.
- 2 — 30 Amp. (Green) Right Side Low Beam.

1965-67 ID 19 — A single fuse block is located on the upper left corner of firewall in engine compartment. Block contains three fuses and one spare. Fuses protect circuits indicated.

1965-67 MODELS

- 1 — 30 Amp. (Yellow) Windshield Wipers and Accessories Terminal.
- 2 — 30 Amp. (Red) Low Beams, Clock, License Plate, Trunk, Tail, and Instrument Panel Lights.
- 3 — 30 Amp. (Blue) All Other Circuits Except Horn and High Beams.

1968 ID 19 — Two fuse blocks are used. Blocks are located on the left and right sides of firewall in engine compartment. Fuses protect circuits indicated.

1968 MODELS

Left Side Fuse Block

- 1 — 30 Amp. (Yellow) Low Beams and Clock, Tail, Instrument, Trunk, and License Plate Lights.

Right Side Fuse Block

- 1 — 30 Amp. (Yellow) Windshield Wiper and Washer, Cigar Lighter, and Accessory Terminal.
- 2 — 30 Amp. (White) All Other Circuits Except Horns, High Beams, and Ignition Coil.

1969 ID 19 — Fuse Block containing four fuses is located on the left side of the firewall in engine compartment. Fuses protect circuits as indicated.

1969 MODELS

- 1 — 16 Amp. (Yellow) License Plate, Tail, Trunk, Parking, and Instrument Panel Lights.
- 2 — 16 Amp. (Blue) Turn Signals and Hazard Warning Signals.
- 3 — 16 Amp. (Red) Windshield Wipers and Washer, Clock, Accessories Terminal, Interior, and Stop Lights.
- 4 — 16 Amp. (Green) Ignition Circuit.

1970 ID 19 — Fuse block containing four fuses is located on left side of firewall in engine compartment. Fuses protect circuits indicated:

1970 MODELS

- 1 — 16 Amp. (Green) Interior Light, Turn Signal Indicators, Battery Indicator, Cigar Lighter, Heated Rear Window, and Auxiliary Heater Blower (Right Side).
- 2 — 10 Amp. (Blue) Parking Lights and Hazard Warning Lights.
- 3 — 16 Amp. (Red) Tachometer, Rheostat and Fuel Gauge, Central Indicator Dial, Windshield Wipers and Washer, Accessory Terminal, Stop Lights, and Heavy Duty Heater.
- 4 — 16 Amp. (Yellow) License Plate, Trunk, Tail, Instrument Panel, and Town Lights.