

# Fuses & Circuit Breakers

## AUSTIN MARINA

### FUSE BLOCK

**1973 Marina Models** — Fuse block is located inside vehicle just above parcel shelf rail on right side of vehicle. Four 35 amp. fuses are mounted vertically in fuse block. Circuits protected by the fuses are, from top to bottom:

### 1973 MODELS

- 1 — Interior Light, Horn, Headlight Flasher, Brake Failure Warning Light, Key Warning Buzzer, Cigarette Lighter and Luggage Compartment Light.
- 2 — Right Hand Parking Light, Tail Light, License Plate Light and Side Marker Lights. In addition, one Instrument Light.

- 3 — Left Hand Parking Light, Tail Light, License Plate Light and Side Marker Lights. In addition, one Instrument Light and Shift Quadrant Light, if equipped.
- 4 — Turn Signals, Windshield Wiper, Stop Lights, Back-Up Lights, Seat Belt Warning Circuit, Carburetor Heater and Rear Window Defogger, if equipped.

### IN-LINE FUSES

**1973 Marina Models** — In-line fuses protect heater motor, hazard warning flasher and radio, if equipped. These fuse holders are located behind center of instrument panel. Another in-line fuse protects the anti-run-on valve and oil pressure indicator. The fuse holder is located next to fuse block.

## BMW

### FUSE BLOCK

**1963-73 4 Cylinder Models** — Fuse block is located in engine compartment on left fender panel near firewall. Block contains 12 fuses which protect circuits as follows:

### 1970 MODELS

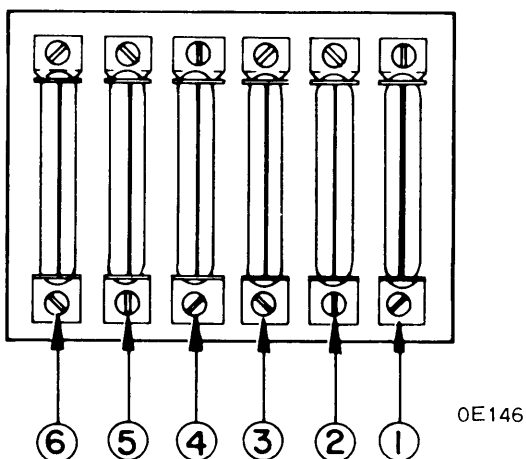
- 1 — Rear, Side and Parking Lights (Left Side).
- 2 — License Plate and Instrument Panel Lights.
- 3 — Rear, Side and Parking Lights (Right Side).
- 4 — Dome Light, Clock and Cigar Lighter.
- 5 — Stop, Directional and Back-up Lights.
- 6 — Oil Pressure Light, Fuel and Temperature Gauges, Washer Unit, Horn, Heater and Wiper Motors.

### 1971 MODELS

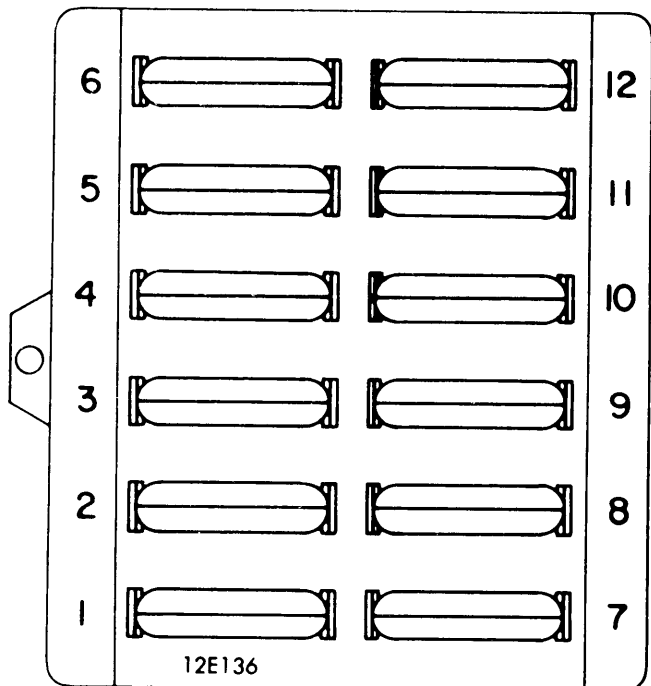
- 1 — 8 Amp. Front Parking Lights.
- 2 — 8 Amp. Right Tail and License Plate Light.
- 3 — 8 Amp. Left Tail and Instrument Panel Lights.
- 4 — 8 Amp. Dome Light, Clock, and Cigar Lighter.
- 5 — 8 Amp. Stop, Turn and Back-up Lights.
- 6 — 16 Amp. Heater Motor, Horn, Windshield Washer/Wiper Motors, Fuel, Temperature and Oil Pressure Gauges, and Brake Warning Lights.

### 1972 MODELS

- 1 — 5 Amp. Left Tail and Parking Lights.
- 2 — 5 Amp. Right Tail and Parking Lights, License and Side Marker Lights, and Fog Light Relay.
- 3 — 8 Amp. Left Low Beam.
- 4 — 8 Amp. Right Low Beam.
- 5 — 5 Amp. Left Turn Indicators.
- 6 — 5 Amp. Right Turn Indicators.
- 7 — 16 Amp. Cigar Lighter.
- 8 — 8 Amp. Clock, Interior Light, Key Warning Buzzer and Hazard Warning Flasher.
- 9 — 16 Amp. Heater Blower.
- 10 — 16 Amp. Heated Rear Window.
- 11 — 8 Amp. Choke, Fuel Pump, Warning Lights and Gauges.
- 12 — 8 Amp. Stop and Back-up Lights, Horn, Windshield Wiper and Washer.



1970-71 BMW 4 CYLINDER FUSE BLOCK



1972 BMW 4 CYLINDER FUSE BLOCK

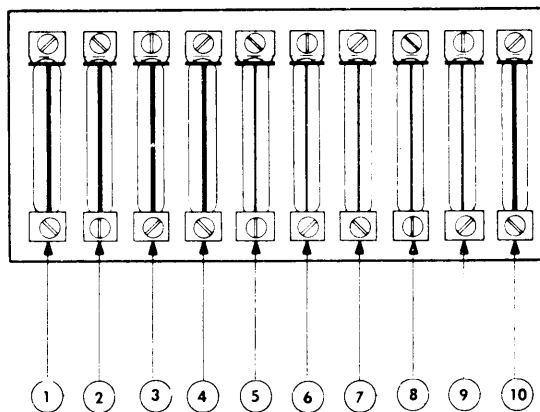
## BMW (Cont.)

**1969-73 6 Cylinder Models** — Fuse block is located behind instrument panel on drivers side and accessible by opening compartment door. Block contains 12 fuses arranged horizontally. Circuits protected by fuses are, from left to right:

### 1969-70 MODELS

- 1 — Rear, Parking and Side Lights (Left Side).
- 2 — License Plate and Instrument Lights.
- 3 — Rear, Parking and Side Lights (Right Side).
- 4 — Emergency Warning Flasher, Clock, Interior and Glove Box Lights.
- 5 — Cigar Lighter and Radio Antenna.
- 6 — Windshield Wipers and Washers.
- 7 — Stop, Directional and Back-up Lights, Horn, Fuel, Temperature, and Oil Pressure Gauges, Fuel Level Indicator, Automatic Transmission Selector Lever Indicator Light and Automatic Choke.
- 8 — Heated Rear Window and Air Conditioning.
- 9 — Heater Motor.
- 10 — Spare.

0E250

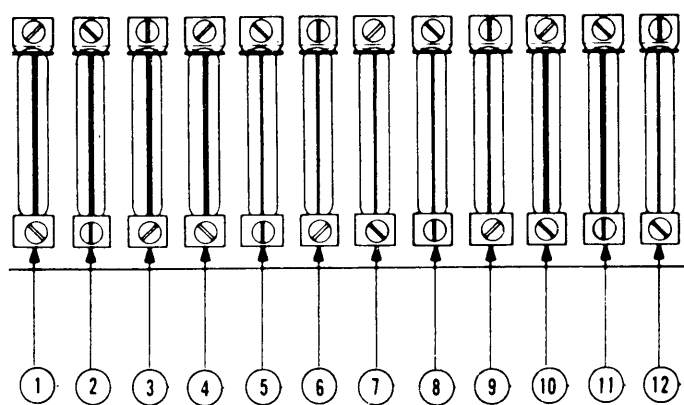


**1969-70 BMW 6 CYLINDER FUSE BLOCK**

### 1971-73 MODELS

- 1 — 5 Amp. Left Hand Tail, Parking & Side Marker Lights and Engine Compartment Light.
- 2 — 8 Amp. Right Hand Tail, Parking & Side Marker Lights, License Plate & Instrument Panel Lights, Rear Fog Lights and Fog Light Relay.
- 3 — 8 Amp. Left Hand Low Beam.
- 4 — 8 Amp. Right Hand Low Beam.
- 5 — 5 Amp. Left Hand Turn Signal.
- 6 — 5 Amp. Right Hand Turn Signal.
- 7 — 16 Amp. Cigarette Lighter and Automatic Radio Antenna.
- 8 — 8 Amp. Clock, Interior Light; Hazard Warning Flasher, Trailer Turn Indicator, Glove and Luggage Compartment Lights.
- 9 — 16 Amp. Heater Blower, 25 Amp. with Electric Sun Roof.
- 10 — 16 Amp. Rear Window Defogger.
- 11 — 8 Amp. Choke, Gauges and Fuel Pump.
- 12 — 16 Amp. Stop, Back-Up & Turn Indicator Lights, Horn, Windshield Wiper and Washer Motors.

1E170



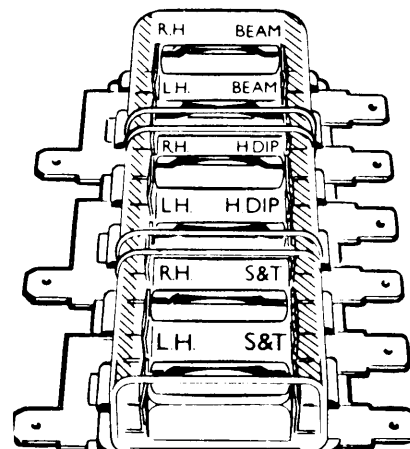
**1971-73 BMW 6 CYLINDER FUSE BLOCK**

## CAPRI

### FUSE BLOCK

**1970-71 2000** — Fuse block is located under hood and is covered with a transparent shield. Fuse block contains six fuses as shown in illustration.

**Back-Up Lights** — Lights are protected by a 10 amp. in-line fuse.



**1970-71 CAPRI 2000 FUSE BLOCK**