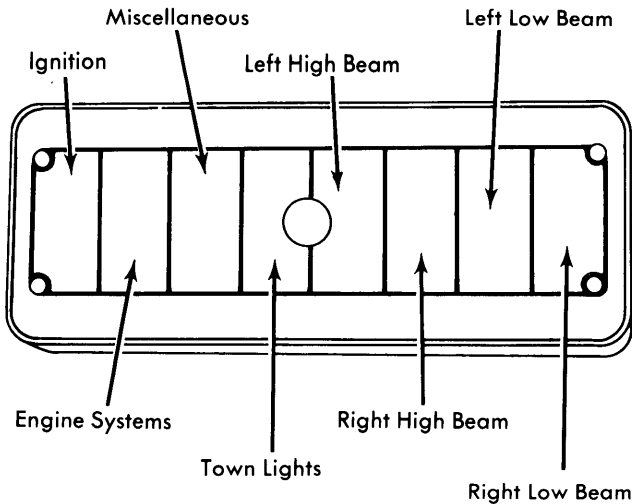


## ALFA ROMEO

### FUSE BLOCK

**1963 Giulietta** — Fuse block is located on left side of kick panel under dash. Fuse block contains eight fuses. Identification for each circuit is printed on block cover.



OE309

### 1963 GIULIETTA FUSE BLOCK

**1963-68 Giulia 1600** — Fuse block is located on inside fender panel in engine compartment. Block contains 10 fuses. Identification for each circuit is printed on block cover.

**1969-71 1750 Series & 1972 2000 Series** — Fuse block is located under lower edge of instrument panel on left side of vehicle. An additional fuse holder is also used and is located next to main fuse block.

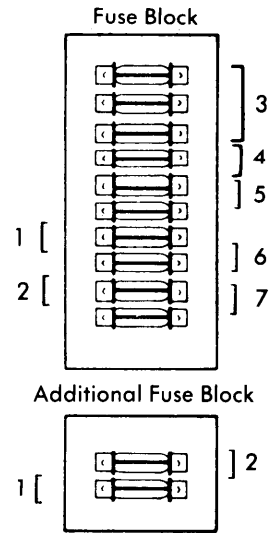
### 1969-72 MODELS

#### Main Fuse Block

- 1 — Left High Beam.
- 2 — Left Low Beam.
- 3 — Main Devices.
- 4 — Parking Lights.
- 5 — Indicating Devices.
- 6 — Right High Beam.
- 7 — Right Low Beam.

#### Additional Fuse Block

- 1 — Accessories.
- 2 — Fuel Gauge.



OE238

### 1969-72 ALFA ROMEO FUSE BLOCK

**1973 2000 Series** — Main fuse block is located under lower edge of instrument panel on left side and contains 10 fuses mounted horizontally. An additional fuse holder is also used and is located next to main fuse block. Circuits protected by fuses are, from left to right:

### 1973 MODELS

- 1, 2 & 3 — Main Devices.
- 4 & 5 — Parking Lights.
- 6 — Indicating Devices.
- 7 — Left High Beam.
- 8 — Right High Beam.
- 9 — Left Low Beam.
- 10 — Right Low Beam.

#### Additional Fuse Block

- 1 — Fuel Pump.
- 2 — Accessories (Fog Lights).

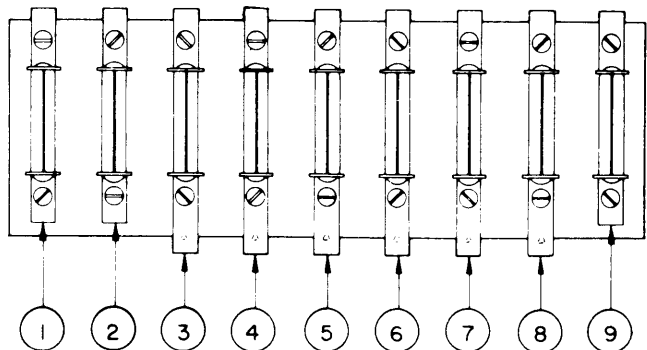
## AUDI

### FUSE BLOCK

**1970-72 S 90** — Fuse block is located in engine compartment on left inner fender. Circuits protected by fuses are indicated horizontally, left to right:

#### 1970-72 MODELS

- 1 — 8 Amp. Turn Signal and Indicator Lights.
- 2 — 16 Amp. Oil Warning Light, Fuel Gauge, and Back-up Lights.
- 3 — 16 Amp. Windshield Wipers, Courtesy, Instrument, License Plate, and Stop Lights.
- 4 — 8 Amp. Right Side Parking and Tail Lights.
- 5 — 16 Amp. Right Side High Beam and Warning Lights.
- 6 — 16 Amp. Left Side High Beam.
- 7 — 8 Amp. Right Side Low Beam.
- 8 — 8 Amp. Left Side Low Beam.
- 9 — 8 Amp. Left Side Parking and Tail Lights.



OE1047

### 1970-72 AUDI S 90 FUSE BLOCK

## AUDI (Cont.)

**1970-73 100 MODELS** — Fuse block is mounted in front of passenger compartment next to clutch pedal. Block contains 10 fuses, mounted horizontally. Circuits protected by fuses are, from left to right:

### 1970-73 MODELS

- 1 — 8 Amp. Turn Signals and Emergency Flasher.
- 2 — 16 Amp. Windshield Washer, Fan Motor, Horn, Gauges, Oil Pressure Warning Light and Back-Up Lights.
- 3 — 16 Amp. Windshield Wiper Motor, Cigarette Lighter, Clock and Stop, Instrument, License Plate, Glove Compartment and Interior Lights.
- 4 — 8 Amp. Right Hand Tail Light.
- 5 — 8 Amp. Left Hand High Beam.
- 6 — 8 Amp. Right Hand High Beam and High Beam Indicator.
- 7 — 8 Amp. Left Hand Low Beam.
- 8 — 8 Amp. Right Hand Low Beam.
- 9 — 8 Amp. Left Hand Tail Light.
- 10 — 8 Amp. Rear Window Defogger.

**Fox** — Fuse block is located in engine compartment on left wheel housing just behind radiator. It contains 17 fuses arranged horizontally. Circuits protected by the fuses are, from left to right:

### 1973 MODELS

- 1 — 8 Amp. Left Hand Low Beam.
- 2 — 8 Amp. Right Hand Low Beam.
- 3 — 8 Amp. Left Hand High Beam.
- 4 — 8 Amp. Right Hand High Beam.
- 5 — 8 Amp. Fan, Heater and Back-Up Lights.
- 6 — 8 Amp. Horn.
- 7 — 8 Amp. Turn Signals and Emergency Flasher.
- 8 — 16 Amp. Rear Window Defogger.
- 9 — 16 Amp. Windshield Wiper Motor and Cigarette Lighter.
- 10 — 8 Amp. Stop Lights, Interior Lights and Clock.
- 11 & 12 — 16 Amp. Windshield Wiper Switch.
- 13 — 8 Amp. Right Hand Tail & Parking Lights and License Plate Lights.
- 14 — 8 Amp. Left Hand Tail & Parking Lights.
- 15 — 8 Amp. Instrument Lights.
- 16 — 25 Amp. Air Conditioner (Optional).
- 17 — Spare.

## AUSTIN AMERICA

### FUSE BLOCK

**1968-71 Models** — Fuse block is located on right side of engine compartment. All fuses are 35/17 amp. A1 and A2 protect interior light, horn and those accessories which operate independent of ignition switch. A3 and A4 protect turn signals, windshield wipers, heater, stop light and those accessories which operate when ignition switch is on.

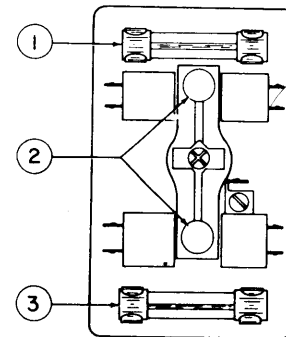
### 1968-71 MODELS

- 1 — 35 Amp. Operations Independent Of Ignition Switch.
- 2 — 35 Amp. Spare Fuse.
- 3 — 35 Amp. Operations With Ignition Switch On.

### IN-LINE FUSES

**Parking and Tail Light** — Fuse is located next to wiring connectors behind right side of instrument panel.

**Hazard Warning Lights** — Fuse is located in wiring loom on left side of firewall.



1968-71 AUSTIN AMERICA FUSE BLOCK

## AUSTIN HEALEY

### FUSE BLOCK

**1963-67 4 Cylinder Models** — Fuse block is mounted on firewall in engine compartment.

### 1963-67 MODELS

- 1 — 50 Amp. Independent Of Ignition Switch.
- 2 — 35 & 50 Amp. Spare Fuses.
- 3 — 35 Amp. Ignition On Circuits.

### FUSE BLOCK

**1963-69 6 Cylinder Models** — Fuse block is located on right side of engine compartment. A 35 amp. fuse protects auxiliary circuits which are independent of ignition switch and another 35 amp. fuse protects auxiliary circuits which are operable only when ignition switch is on.

### 1963-69 MODELS

- 1 — 35 Amp. Independent Of Ignition Switch.
- 2 — 35 Amp. Spare Fuses.
- 3 — 35 Amp. Ignition Switch On Circuits.