

## BUICK (Cont.)

- ⑧ - **20 amp. (Yellow)** Clock, cigar lighter, glove box light, key buzzer, power antenna, clock radio, radio capacitor, dome, sail, trunk and reading lights, headlight on warning and door locks.
- ⑨ - **10 amp. (Red)** Gauges, cruise control, torque converter clutch and indicator lights.
- ⑩ - **20 amp. (Yellow)** Turn signal and back-up lights.
- ⑪ - **10 amp. (Red)** Radio.
- ⑫ - **20 amp. (Yellow)** Tail, side marker, parking and license lights, clock radio.
- ⑬ - **20 amp. (Yellow)** Seat belt light and buzzer, heated back light relay, tailgate window release, map light and fuel economy light.
- ⑭ - **25 amp. (White)** Windshield wiper and washer.

ELECTRA, ESTATE WAGON, Le SABRE & RIVIERA  
FUSE BLOCK CIRCUITS

- ① - **5 amp. (Tan)** Instrument illumination, headlight warning and electronic air conditioning.
- ② - **20 amp. (Yellow)** Electric choke.
- ③ - **30 amp.** Circuit breaker. Power windows and roof, fuel cap lock release.
- ④ - **25 amp. (White)** Air conditioning and deck lid release. Heater and radio capacitor on all but Riviera.
- ⑤ - **10 amp. (Red)** Electronic Control Module.
- ⑥ - **20 amp. (Yellow)** Stop and hazard lights.
- ⑦ - **30 amp.** Circuit breaker. Power seats, door locks, heated rear window feed and tailgate window on wagons only.

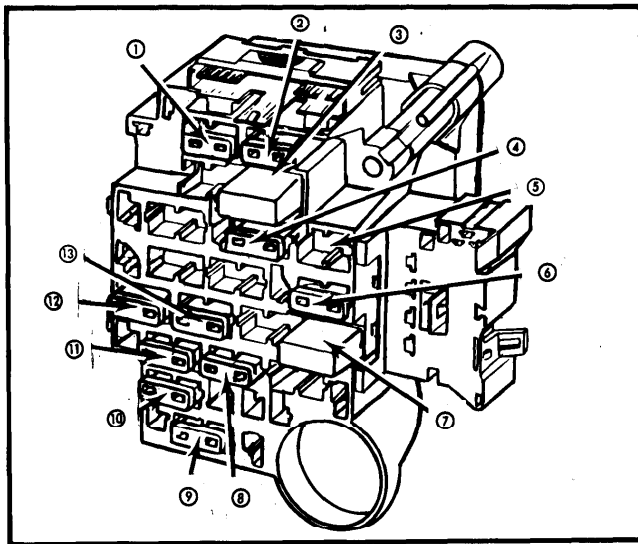


Fig. 4 Fuse Block for Skylark

- ⑧ - **20 amp. (Yellow)** Cigar lighter, glove box light, key warning buzzer, power antenna and clock radio on all. Clock, pulse wiper and electronic air conditioning on all except Riviera.
- ⑨ - **20 amp. (Yellow)** Dome, sail, trunk, reading, vanity and panel lights, headlight on warning, automatic door locks and rear cigar lighter. Courtesy lights on Riviera only, and tailgate ajar on all but Riviera.
- ⑩ - **20 amp. (Yellow) Riviera only.** Automatic level control compression.
- ⑪ - **10 amp. (Red) Electra and Le Sabre only.** Instrument gauges, indicator lights, transmission converter clutch and cruise control.
- ⑫ - **10 amp. (Red)** Radio. Cruise control on Riviera only.
- ⑬ - **20 amp. (Yellow)** Turn signals and back-up lights. Automatic door lock and idle stop relay on Riviera only.
- ⑭ - **20 amp. (Yellow)** Tail, side markers, parking, cornering and license lights, clock radio.
- ⑮ - **20 amp. (Yellow)** Seat belt light and buzzer, heated back light relay and map and fuel economy lights. Instruments/gauges, indicator lights, C-4 system or turbo controller on Riviera only. Trunk ajar, transmission downshift and C-4 or E.S.C. jumper on Electra and Le Sabre only.
- ⑯ - **10 amp. (Red)** Diesel engine fuse (if equipped).
- ⑰ - **25 amp. (White)** Windshield wiper and washer.

## SKYLARK FUSE BLOCK CIRCUITS

- ① - **5 amp. (Tan)** Instrument panel, lights on reminder and console light.
- ② - **20 amp. (Yellow)** Choke heater and cooling fan.
- ③ - **30 amp.** Circuit breaker. Power windows.
- ④ - **25 amp. (White)** Air conditioning blower and compressor, heater and trunk release.
- ⑤ - **10 amp. (Red)** Electronic Control Module.
- ⑥ - **20 amp. (Yellow)** Hazard and stop lights.
- ⑦ - **30 amp.** Circuit breaker. Defogger, power door locks and power seats.
- ⑧ - **20 amp. (Yellow)** Air conditioning, cigar lighter, clock, courtesy, trunk and vanity lights, ignition key warning buzzer, lights on reminder, power antenna, power door locks and radio capacitor.
- ⑨ - **10 amp. (Red)** Radio, cruise control and power antenna.
- ⑩ - **25 amp. (White)** Windshield wiper/washer and wiper/washer delay.
- ⑪ - **20 amp. (Yellow)** Back-up and turn signal lights, and idle stop solenoid.
- ⑫ - **20 amp. (Yellow)** Air conditioning, defogger, seat belt warning, charge indicator and computer command control.
- ⑬ - **20 amp. (Yellow)** Front parking and marker lights. Rear parking, marker and license lights.

## CADILLAC

## FUSE BLOCK

Fuse block is located at left side of vehicle, under instrument panel, on all models. A mini fuse block is integral with the accessory relay panel, and is located under instrument panel at left side.

## MINI FUSE BLOCK

- ① - **3 amp.** Fuel injector.
- ② - **3 amp.** Fuel injector.
- ③ - **3 amp.** Fuel pump cranking circuit.

- ④ - **20 amp.** ECS battery fuse.
- ⑤ - **10 amp.** MDA ignition fuse.
- ⑥ - **10 amp.** Fuel pump fuse.
- ⑦ - **15 amp.** ECS ignition fuse.
- ⑧ - Not used.

## FLASHER LOCATION

**Hazard** - Located on fuse block on all models.

**Turn Signal** - On steering column lower cover at right side on all models.

## CADILLAC (Cont.)

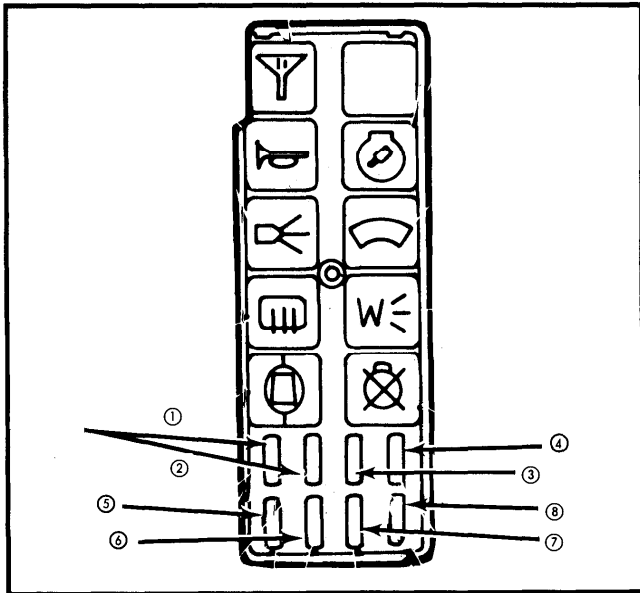


Fig. 1 Mini Fuse Block Circuits

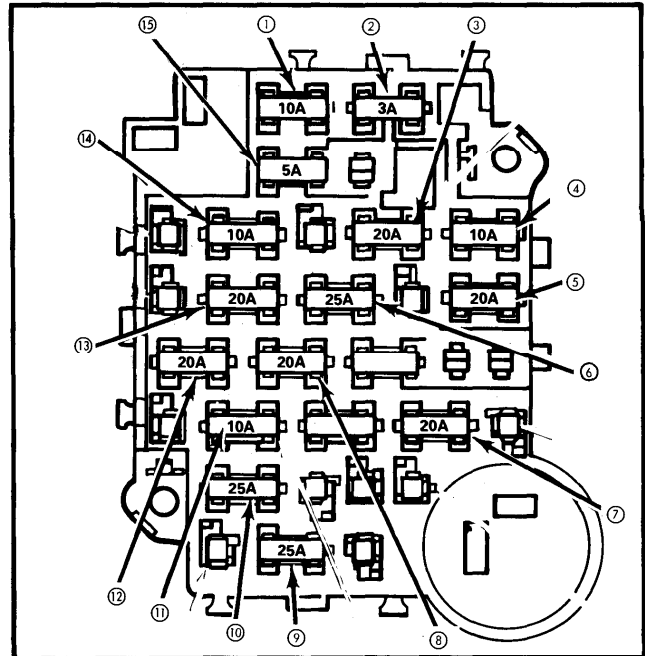


Fig. 2 Fuse Block for Cadillac

### CIRCUIT BREAKERS

**Headlights (Twilight Sentinel)** – Integral with headlight switch.

**Windshield Wiper** – Integral with windshield wiper switch.

**Rear Defogger** – (Cadillac only). Circuit breaker located on lower steering column cover reinforcement.

### FUSIBLE LINK

All models are equipped with fusible links which attach to lower ends of main feed wires at junction block, or at starter solenoid. Gauge size is marked on insulation and each link is four sizes smaller than the cable it is designed to protect. The same size wire with special hypalon insulation must be used when replacing a fusible link.

### IN-LINE FUSE

**Vanity Mirror** – 2 amp. fuse located behind mirror.

**Theft Deterrent** – One 20 amp. fuse for lights, and one 25 amp. fuse for horn is located above radio in instrument panel.

**Trunk Lid Pull Down** – One 20 amp. fuse is located behind right hand fabric rear end panel inside trunk.

### CADILLAC FUSE BLOCK CIRCUITS

- ① – 10 amp. (Red) Front side marker, cornering and ash tray lights.
- ② – 3 amp. (Violet) Cruise control and DFI brake switch.
- ③ – 20 amp. (Yellow) Air conditioning compressor feed, ECC programmer and power module, generator indicator and rear window defogger relay coil.
- ④ – 10 amp. (Red) Antenna motor feed.
- ⑤ – 20 amp. (Yellow) ECC control head, stop light switch and hazard warning flasher.
- ⑥ – 25 amp. (White) Opera, rear side marker, tail and license lights.
- ⑦ – 20 amp. (Yellow) Body courtesy lights and cigar lighter.

- ⑧ – 20 amp. (Yellow) Key warning buzzer, coolant temperature indicator, instrument panel courtesy and compartment lights and instrument panel cigar lighter.
- ⑨ – 25 amp. (White) Rear window defogger.
- ⑩ – 25 amp. (White) Windshield wipers and low washer fluid indicator.
- ⑪ – 10 amp. (Red) Antenna relay coil.
- ⑫ – 20 amp. (Yellow) Fuel gauge, downshift switch, seat belt warning chime and indicator, coolant temperature, low brake fluid and oil pressure indicators.
- ⑬ – 20 amp. (Yellow) Turn signal lights.
- ⑭ – 10 amp. (Red) Back-up lights.
- ⑮ – 5 amp. (Tan) Rheostat controlled instrument panel lights.

### ELDORADO & SEVILLE FUSE BLOCK CIRCUITS

- ① – 10 amp. (Red) Front side marker and cornering lights, ash tray lights.
- ② – 3 amp. (Violet) Cruise control and DFI brake switch.
- ③ – 20 amp. (Yellow) Air conditioning compressor feed, ECC programmer and power module, rear defogger relay coil and generator indicator.
- ④ – 10 amp. (Red) Antenna motor feed.
- ⑤ – 20 amp. (Yellow) Stop light switch, hazard warning flasher and ECC control head.
- ⑥ – 25 amp. (White) Opera, license, tail and rear side marker lights.
- ⑦ – 20 amp. (Yellow) Body courtesy and ash tray lights, electronic level control height sensor.

## CADILLAC (Cont.)

- ⑧ - **20 amp. (Yellow)** Key warning buzzer, coolant temperature indicator, instrument panel courtesy and compartment lights and cigar lighter.
- ⑨ - **10 amp. (Red)** Radio and antenna relay coil.
- ⑩ - **25 amp. (White)** Rear window defogger.
- ⑪ - **25 amp. (White)** Windshield wipers and low washer fluid indicator.
- ⑫ - **20 amp. (Yellow)** Fuel gauge, oil pressure and coolant temperature indicator, low brake fluid indicator, seat belt warning chime and indicator and electronic level control compressor.
- ⑬ - **20 amp. (Yellow)** Turn signal lights.
- ⑭ - **10 amp. (Red)** Back-up lights, diesel fast idle, diesel controller.
- ⑮ - **5 amp. (Tan)** Rheostat controlled instrument panel lights.

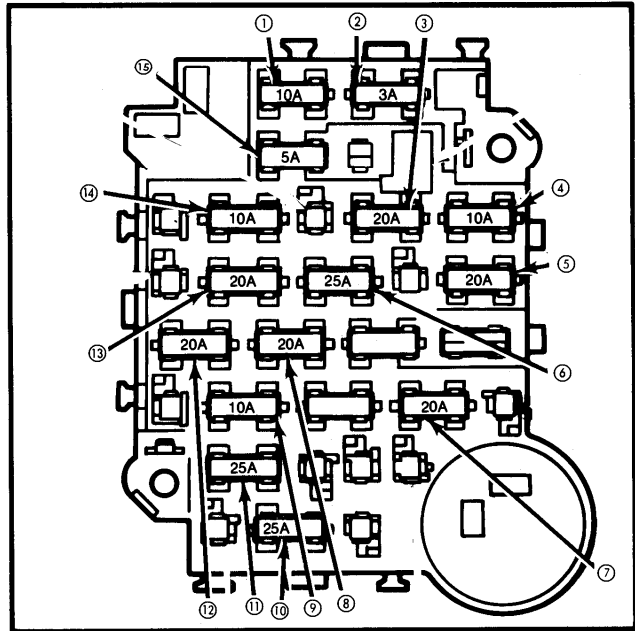


Fig. 3 Fuse Block for Eldorado &amp; Seville

## CHEVROLET

## FUSE BLOCK

Fuse block is located under left side of instrument panel on all models except Citation and Chevette. Citation fuse block is located at right side of instrument panel. Chevette fuse block is located at left side of steering column.

## FLASHER LOCATION

**Hazard** - Located on fuse block on all models.

**Turn Signal** - Located on fuse block on all models except Citation and Chevette. Citation flasher is located at base of steering column. Chevette flasher is located above brake pedal.

## CIRCUIT BREAKERS

**Headlights** - Circuit breaker is integral with headlight switch to protect headlight circuit.

**Windshield Wiper** - Circuit breaker integral with windshield wiper switch to protect wiper circuit.

**Power Seats, Power Windows & Power Door Locks** - Circuit breaker is located on fuse panel to protect power accessories.

**Rear Window Defogger** - Circuit breaker is located on fuse panel to protect rear window circuit on all models except Chevette. Chevette circuit breaker is located on left side fender inner skirt.

## FUSIBLE LINKS

Fusible links are located in the engine compartment. Gauge size is marked on insulation and color matches wire being fused. Fusible links should always be four gauge sizes smaller than wire being fused.

The links are:

- Molded splice at starter solenoid "BAT" terminal, 14 gauge red wire.
- A 16 gauge red fusible link is located at junction block to protect all unfused wiring of 12 gauge or larger.
- The ammeter circuit is protected by 2 red 20 gauge wire links installed as molded splices at the junction block.
- The generator warning light and field circuitry is protected by a 20 gauge red fusible link installed in the battery feed-to-voltage regulator no. 3 terminal wire as a molded splice.

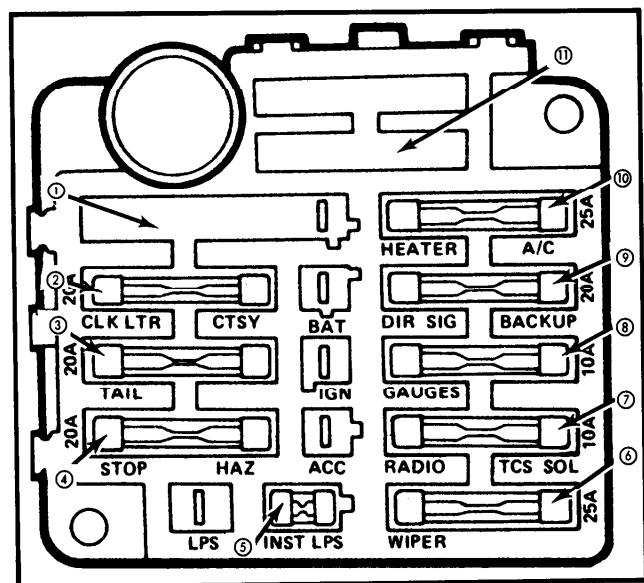


Fig. 1 Fuse Block for Chevette