

## BUICK

### FUSE BLOCK

**NOTE** — All General Motors vehicles except Chevette use miniaturized plastic coated fuses. Fuse amperage is embossed on the top of the fuse. Fuses are also color coded to the amperage as shown in the following chart.

Fuse block is located on cowl under left side of instrument panel on all models except Skylark. Skylark fuse block is located under right side of instrument panel.

Mini Fuse Color Table	
Fuse (Amps)	Color Stripe
3	Violet
5	Tan
7.5	Brown
10	Red
20	Clear/Yellow
25	White

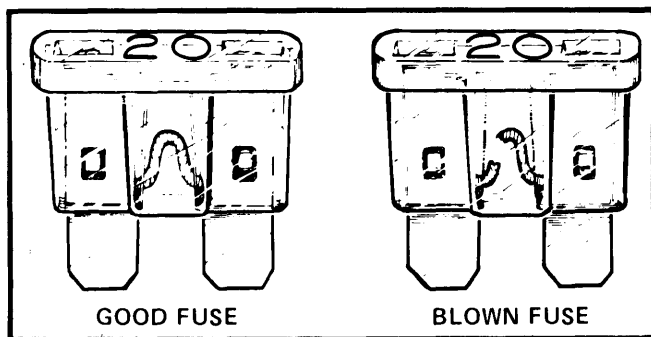


Fig. 1 Miniaturized Fuse Used in All General Motors Vehicles Except Chevette

### FLASHER LOCATION

**Hazard Flasher** — On fuse block on all models.

**Turn Signal** — Located on a spring clip on parking brake bracket on all models except Skylark. Skylark flasher is located at base of steering column.

### FUSIBLE LINKS

All models are equipped with fusible links which attach to lower ends of the main feed wires and connect to starter solenoid. One fusible link is in No. 12 Red wire circuit for headlights. Another fusible link is in No. 10 Red wire for all other circuits except headlights.

### CIRCUIT BREAKERS

**Fuse Block** — See Figs. 2, 3 and 4 for circuits using circuit breakers.

**Headlight Circuit** — A thermo circuit breaker is incorporated in the headlight switch assembly to protect headlight circuits.

**Windshield Wiper** — Integral with windshield wiper motor.

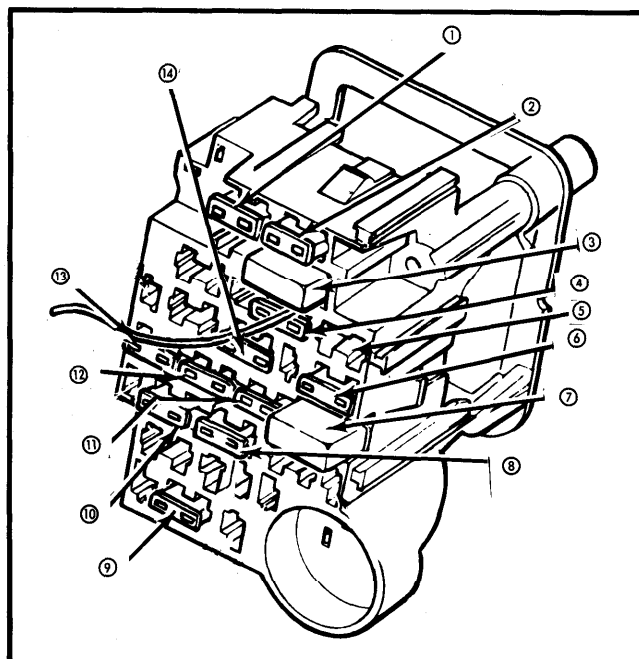


Fig. 2 Fuse Block for Century & Regal

### CENTURY & REGAL FUSE BLOCK CIRCUITS

- ① — 5 amp. (Tan) Instrument illumination and headlight warning.
- ② — 20 amp. (Yellow) Electric choke (V-6), and closed loop.
- ③ — 30 amp. Circuit breaker. Power windows and roof.
- ④ — 25 amp. (White) Heater, air conditioning, pulse wipers and deck lid.
- ⑤ — 10 amp. (Red) Electronic Control Module.
- ⑥ — 20 amp. (Yellow) Hazard and stop lights.
- ⑦ — 30 amp. Circuit breaker. Power seats, door locks and heated back light.

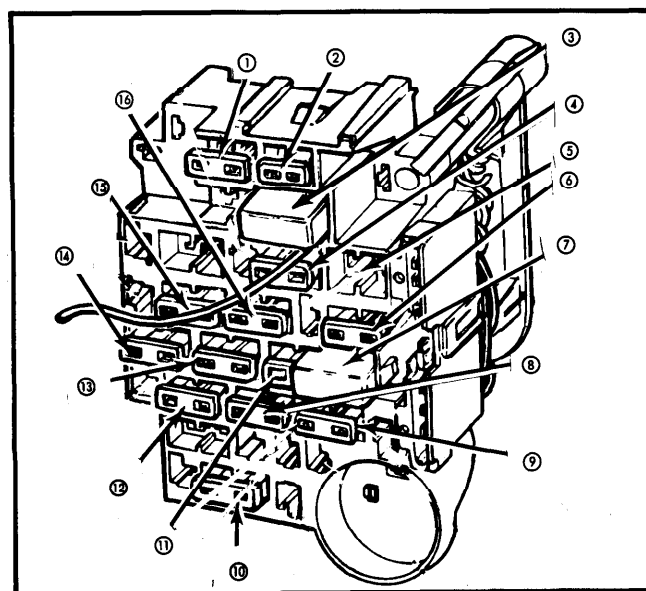


Fig. 3 Fuse Block for Electra, Estate Wagon, LeSabre & Riviera

## BUICK (Cont.)

- ⑧ - **20 amp. (Yellow)** Clock, cigar lighter, glove box light, key buzzer, power antenna, clock radio, radio capacitor, dome, sail, trunk and reading lights, headlight on warning and door locks.
- ⑨ - **10 amp. (Red)** Gauges, cruise control, torque converter clutch and indicator lights.
- ⑩ - **20 amp. (Yellow)** Turn signal and back-up lights.
- ⑪ - **10 amp. (Red)** Radio.
- ⑫ - **20 amp. (Yellow)** Tail, side marker, parking and license lights, clock radio.
- ⑬ - **20 amp. (Yellow)** Seat belt light and buzzer, heated back light relay, tailgate window release, map light and fuel economy light.
- ⑭ - **25 amp. (White)** Windshield wiper and washer.

ELECTRA, ESTATE WAGON, Le SABRE & RIVIERA  
FUSE BLOCK CIRCUITS

- ① - **5 amp. (Tan)** Instrument illumination, headlight warning and electronic air conditioning.
- ② - **20 amp. (Yellow)** Electric choke.
- ③ - **30 amp.** Circuit breaker. Power windows and roof, fuel cap lock release.
- ④ - **25 amp. (White)** Air conditioning and deck lid release. Heater and radio capacitor on all but Riviera.
- ⑤ - **10 amp. (Red)** Electronic Control Module.
- ⑥ - **20 amp. (Yellow)** Stop and hazard lights.
- ⑦ - **30 amp.** Circuit breaker. Power seats, door locks, heated rear window feed and tailgate window on wagons only.

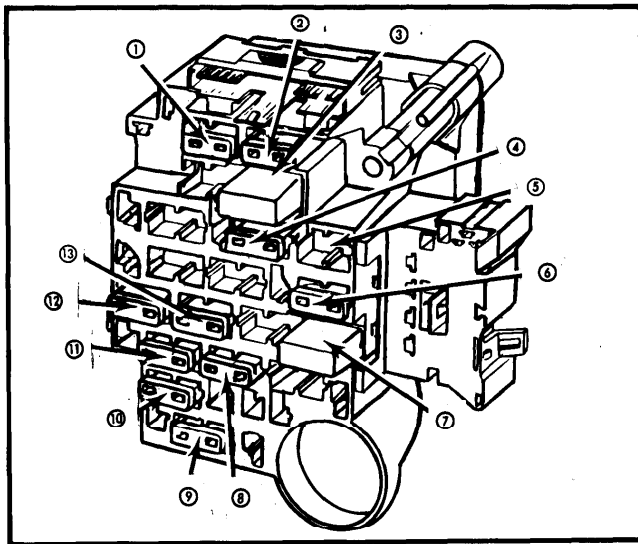


Fig. 4 Fuse Block for Skylark

- ⑧ - **20 amp. (Yellow)** Cigar lighter, glove box light, key warning buzzer, power antenna and clock radio on all. Clock, pulse wiper and electronic air conditioning on all except Riviera.
- ⑨ - **20 amp. (Yellow)** Dome, sail, trunk, reading, vanity and panel lights, headlight on warning, automatic door locks and rear cigar lighter. Courtesy lights on Riviera only, and tailgate ajar on all but Riviera.
- ⑩ - **20 amp. (Yellow) Riviera only.** Automatic level control compression.
- ⑪ - **10 amp. (Red) Electra and Le Sabre only.** Instrument gauges, indicator lights, transmission converter clutch and cruise control.
- ⑫ - **10 amp. (Red)** Radio. Cruise control on Riviera only.
- ⑬ - **20 amp. (Yellow)** Turn signals and back-up lights. Automatic door lock and idle stop relay on Riviera only.
- ⑭ - **20 amp. (Yellow)** Tail, side markers, parking, cornering and license lights, clock radio.
- ⑮ - **20 amp. (Yellow)** Seat belt light and buzzer, heated back light relay and map and fuel economy lights. Instruments/gauges, indicator lights, C-4 system or turbo controller on Riviera only. Trunk ajar, transmission downshift and C-4 or E.S.C. jumper on Electra and Le Sabre only.
- ⑯ - **10 amp. (Red)** Diesel engine fuse (if equipped).
- ⑰ - **25 amp. (White)** Windshield wiper and washer.

## SKYLARK FUSE BLOCK CIRCUITS

- ① - **5 amp. (Tan)** Instrument panel, lights on reminder and console light.
- ② - **20 amp. (Yellow)** Choke heater and cooling fan.
- ③ - **30 amp.** Circuit breaker. Power windows.
- ④ - **25 amp. (White)** Air conditioning blower and compressor, heater and trunk release.
- ⑤ - **10 amp. (Red)** Electronic Control Module.
- ⑥ - **20 amp. (Yellow)** Hazard and stop lights.
- ⑦ - **30 amp.** Circuit breaker. Defogger, power door locks and power seats.
- ⑧ - **20 amp. (Yellow)** Air conditioning, cigar lighter, clock, courtesy, trunk and vanity lights, ignition key warning buzzer, lights on reminder, power antenna, power door locks and radio capacitor.
- ⑨ - **10 amp. (Red)** Radio, cruise control and power antenna.
- ⑩ - **25 amp. (White)** Windshield wiper/washer and wiper/washer delay.
- ⑪ - **20 amp. (Yellow)** Back-up and turn signal lights, and idle stop solenoid.
- ⑫ - **20 amp. (Yellow)** Air conditioning, defogger, seat belt warning, charge indicator and computer command control.
- ⑬ - **20 amp. (Yellow)** Front parking and marker lights. Rear parking, marker and license lights.

## CADILLAC

## FUSE BLOCK

Fuse block is located at left side of vehicle, under instrument panel, on all models. A mini fuse block is integral with the accessory relay panel, and is located under instrument panel at left side.

## MINI FUSE BLOCK

- ① - **3 amp.** Fuel injector.
- ② - **3 amp.** Fuel injector.
- ③ - **3 amp.** Fuel pump cranking circuit.

- ④ - **20 amp.** ECS battery fuse.
- ⑤ - **10 amp.** MDA ignition fuse.
- ⑥ - **10 amp.** Fuel pump fuse.
- ⑦ - **15 amp.** ECS ignition fuse.
- ⑧ - Not used.

## FLASHER LOCATION

**Hazard** - Located on fuse block on all models.

**Turn Signal** - On steering column lower cover at right side on all models.