

ALL MODELS

DESCRIPTION & OPERATION

Seat belt warning systems operate when the ignition key is turned "ON" and the driver's seat belt is not fastened. All systems will sound a warning for 4 to 8 seconds and illuminate a warning light. The light and buzzer (or chime) goes off when the seat belt is fastened, or after 8 seconds. If the driver's belt is fastened when the ignition is turned "ON", the light will illuminate but the buzzer will not sound.

Key warning buzzers operate when the ignition key is in the lock and the driver's door is opened. The buzzer will stop when the key is removed or the door is closed. Some models include a headlight warning buzzer which consists of a switch wired in series with the door switch. It sounds the warning buzzer if the driver's door is opened and the headlights are on.

TROUBLE SHOOTING

NO SEAT BELT BUZZER OR LAMP

Check feed from ignition switch. Replace timer/buzzer.

NO SEAT BELT BUZZER

Check seat belt switch. Test continuity between switch and timer/buzzer. Replace timer/buzzer.

NO WARNING LAMP

Check ground connection. Check for burned-out indicator. Replace timer/buzzer.

SEAT BELT BUZZER AND INDICATOR ALWAYS ON

Check for short to ground in seat belt switch or wire. Open ground connection for timer/buzzer. Replace timer/buzzer.

KEY BUZZER DOES NOT OPERATE

Check fuse. Check door jamb switch for proper operation. Check for open circuits.

KEY BUZZER ALWAYS ON

Short circuit to ground between key and door switch. In-operative door switch.

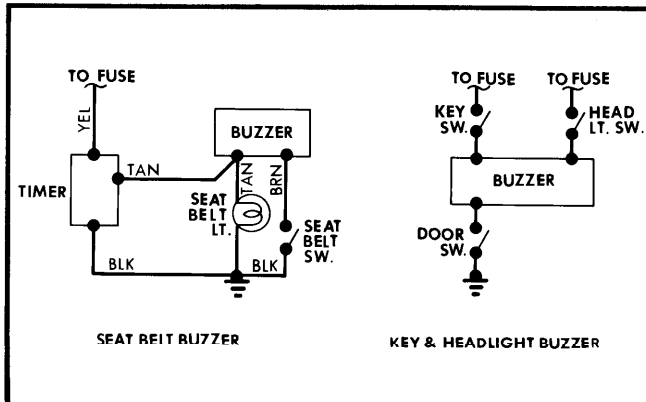


Fig. 1 American Motors Key and Seat Belt Warning System

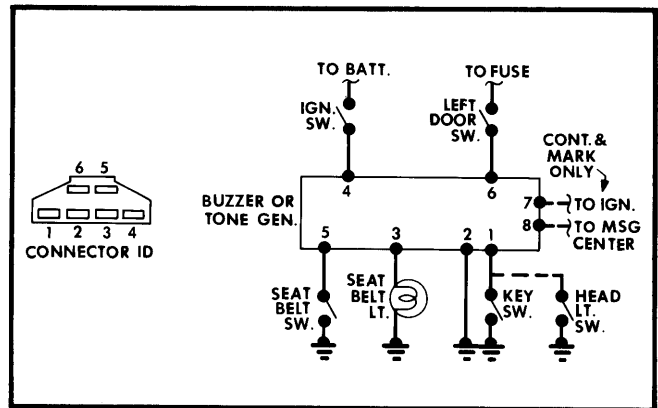


Fig. 3 Ford Motor Co. Key and Seat Belt Warning System

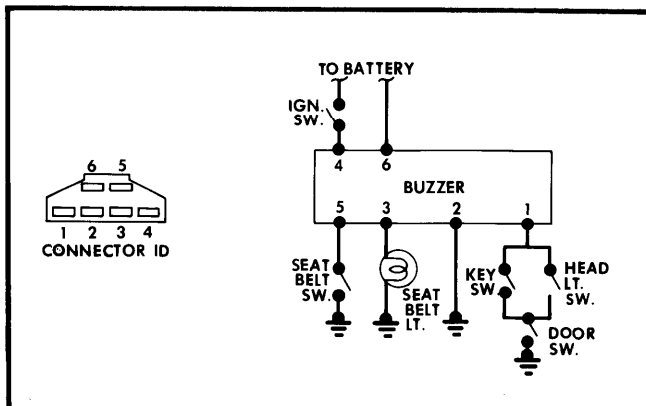


Fig. 2 Chrysler Corp. Key and Seat Belt Warning System

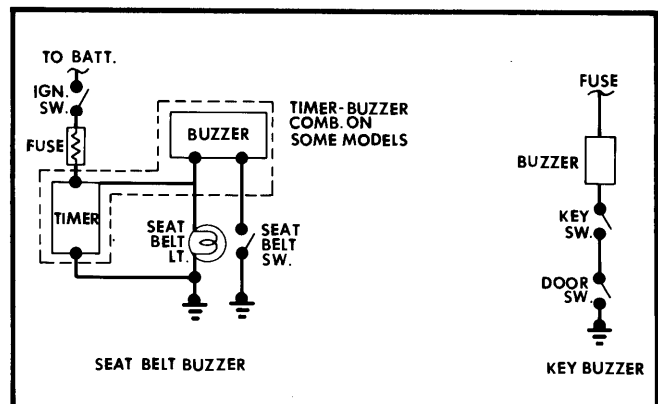


Fig. 4 General Motors Key and Seat Belt Warning System