

CHEVROLET (Cont.)

- ⑩ - **20 amp. (Yellow)** Hazard, front parking, front marker, back-up and turn signal lights.
- ⑪ - **20 amp. (Yellow)** Air conditioning anti-dieseling relay, brake warning indicator, choke heater, C-4 system, rear window defogger, fuel gauge, gauges, idle stop solenoid, ignition, lights on reminder, map light, seat belt warning and warning indicators.
- ⑫ - **20 amp. (Yellow)** Front and rear parking and marker lights, license, hazard and stop lights.

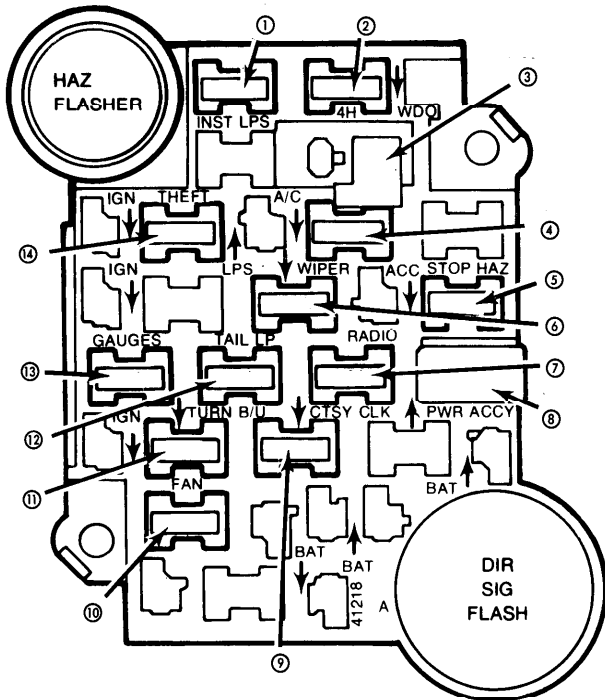


Fig. 4 Fuse Block for Camaro, Caprice, Corvette, Caballero, El Camino, Impala, Malibu and Monte Carlo

CAMARO, CAPRICE, CABALLERO, EL CAMINO, IMPALA, MALIBU & MONTE CARLO FUSE BLOCK CIRCUITS

- ① - **5 amp. (Tan)** Instrument illumination and lights on buzzer.
- ② - **20 amp. (Yellow)** Choke heater.

- ③ - **30 amp.** Circuit breaker. Power windows and sunroof.
- ④ - **25 amp. (White)** Air conditioning and heater.
- ⑤ - **20 amp. (Yellow)** Hazard and stop lights.
- ⑥ - **20 amp. (Yellow)** Windshield wipers and washers and delayed pulse wipers and washers.
- ⑦ - **10 amp. (Red)** Radio, power antenna and delayed pulse wiper/washer.
- ⑧ - **30 amp.** Circuit breaker. Rear window defogger, power door locks, power seats and tailgate lock.
- ⑨ - **20 amp. (Yellow)** Power antenna, power door locks, lights on reminder, ignition key warning, courtesy lights, courtesy light delay and horns.
- ⑩ - Not used.
- ⑪ - **20 amp. (Yellow)** Back-up and turn signal lights.
- ⑫ - **20 amp. (Yellow)** Parking, side marker, license and tail lights.
- ⑬ - **20 amp. (Yellow)** Cruise control, rear defroster, trunk lock release, seat belt warning, courtesy light delay, lights on reminder, temperature and generator lights, brake warning light and C-4 system.
- ⑭ - Not used.

CORVETTE FUSE BLOCK CIRCUITS

- ① - **7.5 amp. (Brown)** Instrument illumination.
- ② - **20 amp. (Yellow)** Choke heater.
- ③ - **30 amp.** Circuit breaker. Power windows.
- ④ - **25 amp. (White)** Air conditioning and heater.
- ⑤ - **20 amp. (Yellow)** Stop and hazard lights, and key warning buzzer.
- ⑥ - **20 amp. (Yellow)** Windshield wipers and washers.
- ⑦ - **10 amp. (Red)** Radio.
- ⑧ - **30 amp.** Circuit breaker. Power accessories.
- ⑨ - **20 amp. (Yellow)** Clock, cigar lighter, courtesy lights, anti-theft alarm, glove box light, dome light, power antenna, horn relay and power door locks.
- ⑩ - **30 amp.** Auxiliary cooling fan.
- ⑪ - **20 amp. (Yellow)** Back-up and turn signal lights.
- ⑫ - **20 amp. (Yellow)** Parking, side marker, engine compartment and tail lights.
- ⑬ - **20 amp. (Yellow)** Gauges and warning lights, seat belt buzzer light, power window relay and cruise control.
- ⑭ - Not used.

CHRYSLER CORP.

FUSE BLOCK

Fuse block is located under left side of instrument panel near the parking brake pedal on all models except Gran Fury, St. Regis, Newport and New Yorker. Fuse block on these models is located above and to the rear of the accelerator pedal.

1980 Chrysler Corp. cars use a new blade type fuse in place of glass cartridges fuses. The amperage rating of each fuse is stamped on the top of the fuse. In addition, the fuses are color coded according to amperage rating. The colors are listed on the fuse charts for each model.

FLASHER LOCATION

Hazard - Flasher is located on fuse block on all models except Gran Fury, St. Regis, Newport and New Yorker. On these models, the flasher is located in the wiring harness near the fuse block.

Turn Signal - All models have the flasher located on the fuse block.

Circuit Breakers - Circuit breakers are used to protect the following circuits: Headlights, Windshield wipers and Power Seats.

CHRYSLER CORP. (Cont.)

Fusible Links — Several fusible links may be used depending on the equipment options on vehicle. Correct problem before replacing any fusible link and always use fusible type wire with hypalon insulation and correct gauge wire for replacement.

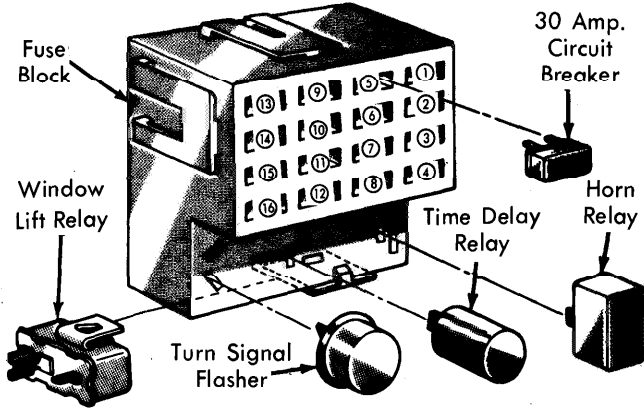


Fig. 1 Fuse Block for Chrysler Newport, New Yorker, Dodge St. Regis, & Plymouth Gran Fury

NEWPORT, NEW YORKER, ST. REGIS & GRAN FURY FUSE BLOCK CIRCUITS

- ① — 20 amp. (Yellow) Hazard flashers.
- ② — Not used.
- ③ — 30 amp. Circuit breaker. Power window and sunroof motors and illuminated entry sense.
- ④ — 30 amp. (Lt. Green) Air conditioning and heater blower motor, heated rear window relay and deck lid release solenoid.
- ⑤ — 20 amp. (Yellow) Parking, side markers, license, tail and rear quarter window lights. Clock and CB radio display.
- ⑥ — 20 amp. (Yellow) Dome, vanity, reading, map, trunk and stop lights. Ignition switch time delay relay and light, headlight on/key in chime, clock electronics and search tune radio memory.
- ⑦ — 25 amp. (Clear) Horn, horn relay, glove box light, cigar light, power antenna and deck lid release solenoid.
- ⑧ — 30 amp. Circuit breaker. Power seat motors and power door lock solenoids.
- ⑨ — 20 amp. (Yellow) Spot light, (fleet only).
- ⑩ — 20 amp. (Yellow) Spot light, (fleet only).
- ⑪ — 5 amp. (Tan) Voltage limiter, fuel gauge and low fuel light, temperature and oil gauge, brake warning light, low oil pressure light, electronic chime sensor, seat belt warning light, door ajar light, oxygen sensor light and speed control.
- ⑫ — 20 amp. (Yellow) Courtesy, door panel, door key cylinder and reading lights. Rear cigar lighters, power door lock relay and illuminated entry electronics.
- ⑬ — 4 amp. (Pink) Instrument cluster illumination, air conditioning/heater control light, rear window control light, brake/hood release control, cigar lighter light, ash tray light, radio light, clock display dimming and search tune/CB radio display dimming.
- ⑭ — Not used.
- ⑮ — 5 amp. (Tan) Radio, clock display and power antenna sense.
- ⑯ — 20 amp. (Yellow) Back-up lights, turn signals, cornering lights, air conditioning clutch, slow idle solenoid (V8) and fleet accessory relay.

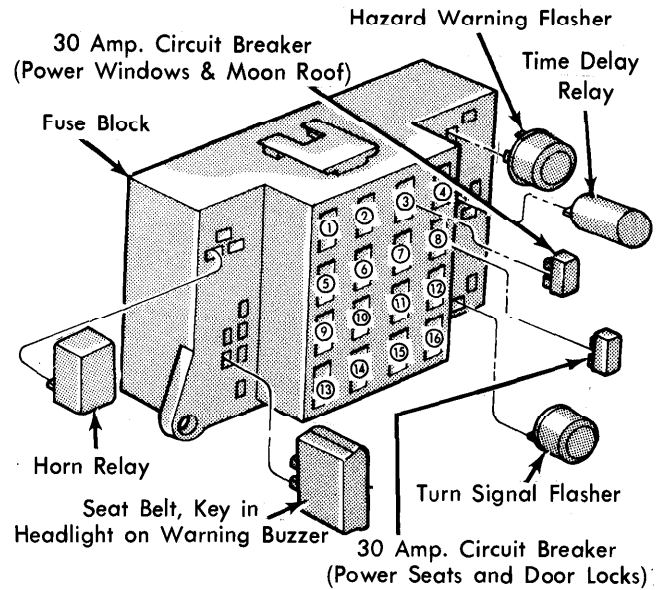


Fig. 2 Fuse Block for Aspen, Cordoba, Diplomat, Le Baron, Mirada & Volare

CORDOBA & MIRADA FUSE BLOCK CIRCUITS

- ① — 20 amp. (Yellow) Hazard flashers.
- ② — Not used.
- ③ — 30 amp. Circuit breaker. Power window and sunroof motors.
- ④ — 30 amp. (Lt. Green) Air conditioning and heater blower motor, heated rear window relay, illuminated entry sense and deck lid release solenoid.
- ⑤ — 20 amp. (Yellow) Parking, side markers, opera, license and tail lights. Clock display intensity, search tune and CB radio display intensity.
- ⑥ — 20 amp. (Yellow) Door, courtesy, front header, map, vanity, rear reading, trunk and stop lights. Ignition switch time delay relay and light, key in/headlights on buzzer, electronic chime, door key cylinder light, clock electronics, electronic search tune radio memory and illuminated entry electronics.
- ⑦ — 25 amp. (Clear) Horn, horn relay, glove box light, cigar lighter and power antenna.
- ⑧ — 30 amp. Circuit breaker. Power seat motors and power door lock solenoids.
- ⑨ — Not used.
- ⑩ — Not used.
- ⑪ — 5 amp. (Tan) Voltage limiter, fuel and temperature gauges, low fuel light, brake warning light, low oil pressure light, seat belt warning buzzer/chime and light, oxygen sensor light, door ajar light and speed control.
- ⑫ — Not used.
- ⑬ — 4 amp. (Pink) Instrument cluster lights, air conditioning/heater control light, heated rear window control light, brake/hood release control light, cigar lighter light, ash tray light, radio lights, console gear selector light, clock display dimming and electronic search tune/CB radio display dimming.
- ⑭ — Not used.
- ⑮ — 5 amp. (Tan) Radio, clock display and power antenna sense.
- ⑯ — 20 amp. (Yellow) Back-up lights, turn signals, cornering lights, air conditioning clutch and slow idle solenoid (V8 only).

CHRYSLER CORP. (Cont.)

ASPEN, DIPLOMAT, LE BARON & VOLARE
FUSE BLOCK CIRCUITS

- ① - 20 amp. (Yellow) Hazard flashers.
- ② - 20 amp. (Yellow) Heated rear window relay, defogger, cornering lights, speed control, deck lid and liftgate release solenoid and clock display.
- ③ - 30 amp. Circuit breaker. Power sunroof and window motors.
- ④ - 20 amp. (Yellow) Heater blower motor. 30 amp. (Lt. Green) Air conditioning blower motor.
- ⑤ - 20 amp. (Yellow) Parking, side marker, opera, license and tail lights. Clock display intensity, search tune and CB radio display intensity.
- ⑥ - 20 amp. (Yellow) Dome, courtesy, map, vanity, trunk and stop lights. Ignition switch time delay relay and light, key in/headlights on buzzer, door key cylinder light and power door lock relay.
- ⑦ - 20 amp. (Yellow) Horn relay and horn, glove box light, cigar lighter, clock electronics, search tune radio memory, illuminated entry electronics and power antenna.
- ⑧ - 30 amp. Circuit breaker. Power seat motors and power door lock solenoids.
- ⑨ - 20 amp. (Yellow) Spot light. (Fleet only).
- ⑩ - 20 amp. (Yellow) Spot light. (Fleet only).
- ⑪ - 5 amp. (Tan) Voltage limiter, fuel and temperature gauge, low oil pressure light, brake warning light, seat belt warning buzzer and light, oxygen sensor light and liftgate ajar light.
- ⑫ - Not used.
- ⑬ - 3 amp. (Violet) Instrument cluster lights, air conditioning/heater control light, heated rear window control light, rear wiper/washer control light, ash tray light, radio light, console gear selector light, clock display dimming and search tune/CB radio display dimming.
- ⑭ - 6 amp. Circuit breaker. Rear wiper/washer, (station wagon only).
- ⑮ - 5 amp. (Tan) Radio, clock display, power antenna and illuminated entry sense.
- ⑯ - 20 amp. (Yellow) Back-up lights, reverse indicator light (man. trans. only), turn signals, air conditioning clutch and slow idle solenoid (V8 only).

HORIZON & OMNI FUSE BLOCK CIRCUITS

- ① - 20 amp. (Yellow) Hazard flashers.
- ② - 3 amp. (Violet) Speed control.
- ③ - Not used.

FUSE BLOCK

Located under the left side of the instrument panel near the parking brake on all models except Bobcat, Pinto, Capri, Mustang, Thunderbird and Cougar. Bobcat and Pinto fuse block is located under instrument panel at right side of steering column. Capri, Mustang, Thunderbird and Cougar fuse blocks are located under left side of instrument panel near steering column.

FLASHER LOCATION

Hazard - Located on fuse block on Ford LTD, Mercury Marquis, Continental, Mark VI, Thunderbird and Cougar. Flasher is located above fuse block on Bobcat, Pinto, Versailles, Granada and Monarch. Located above glove box on right side on Capri, Mustang, Fairmont and Zephyr.

- ④ - 20 amp. (Yellow) Heater blower motor. 30 amp. (Lt. Grn.) Air conditioning blower motor.
- ⑤ - Not used.
- ⑥ - 20 amp. (Yellow) Dome, map, glove box, cargo and stop lights. Ignition switch time delay relay and light, key in/headlights on buzzer, clock, cigar lighter and anti-dieseling relay.
- ⑦ - 20 amp. (Yellow) Horn, horn relay, parking lights, side markers, license and tail lights.
- ⑧ - Not used.
- ⑨ - Not used.
- ⑩ - Not used.
- ⑪ - 5 amp. (Tan) Voltage limiter, fuel gauge, brake and engine warning lights, seat belt warning buzzer and light, anti-dieseling relay electronics and oxygen sensor light.
- ⑫ - Not used.
- ⑬ - 3 amp. (Violet) Instrument lights, air conditioning/heater control light, heated rear window control light, rear wiper/washer or hatch release control light, ash tray light, radio light and console gear selector light.
- ⑭ - 6 amp. Circuit breaker. Rear wiper/washer (4-dr), hatch release solenoid (2-dr).
- ⑮ - 5 amp. (Tan) Radio.
- ⑯ - 20 amp. (Yellow) Back-up lights, turn signals, heated rear window relay, air conditioning clutch and tachometer.

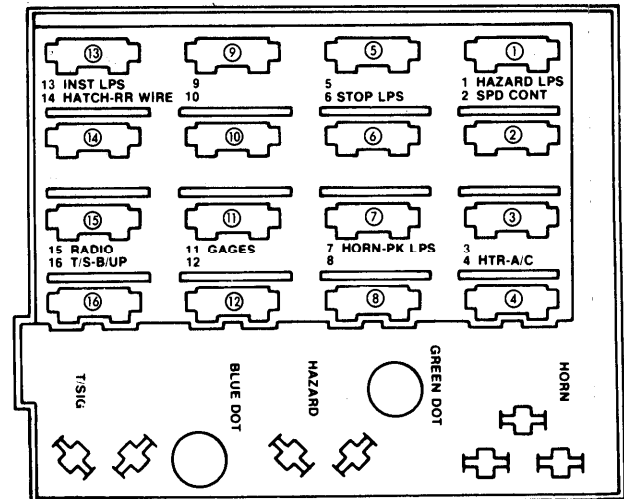


Fig. 3 Fuse Block for Horizon & Omni

FORD MOTOR CO

Turn Signal - Located on fuse block on all models except Bobcat, Pinto, Granada, Monarch and Versailles. Bobcat and Pinto flasher is located above fuse block. Granada, Monarch and Versailles flasher is located under center of instrument panel.

FORD & MERCURY

CIRCUIT BREAKER

20 Amp. - Attached to starter relay except on 2-door Mercury models where it is attached to fuse panel. Unit protects power windows on all 4-door Ford and Mercury models.

22 Amp. - Integral with headlight switch to protect headlight circuit and high beam indicator light.

FORD MOTOR CO. (Cont.)

COUGAR & THUNDERBIRD

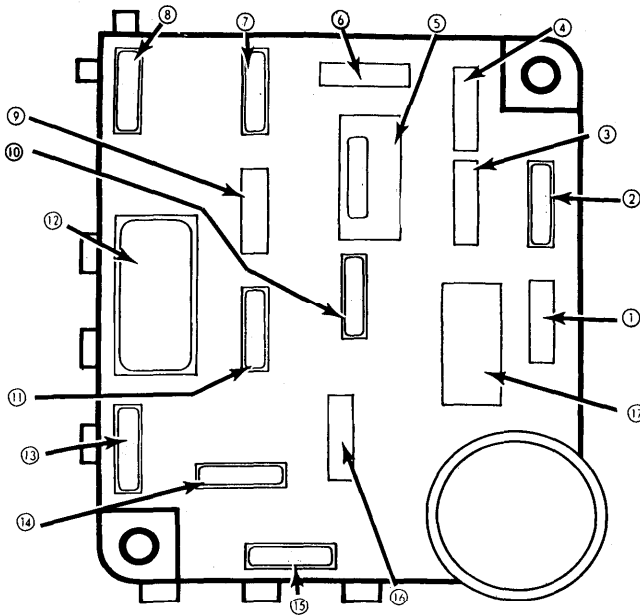


Fig. 1 Fuse Block for Ford, Mercury, Continental, Mark VI, Fairmont, Zephyr, Cougar, Thunderbird, Mustang & Capri

CIRCUIT BREAKERS

Circuit Breaker – Located in motors to protect electric motors for windows and seats.

22 Amp. – Integral with headlight switch to protect the headlight circuit.

FUSIBLE LINK

16 Gauge – In wiring at starter relay to protect electric rear window defroster.

16 Gauge – In wiring at starter relay to protect battery power circuit to headlight switch and fuse panel, except stop and hazard lights.

16 Gauge – In wiring at starter relay to protect battery power circuit to ignition switch and stop and hazard lights.

20 Gauge – In wiring at starter relay to protect engine compartment light.

IN-LINE FUSES

Cougar and Thunderbird models with keyless entry system have a **15 amp.** fuse located in the wiring assembly in the package tray luggage compartment to protect the entry system.

FUSIBLE LINK

A fusible link is located in wiring assembly at starter relay to protect following circuits: Rear window de-icer, trailer towing brakes and lights, ignition switch, emergency flashers, headlight switch and fuse panel battery feed.

FORD & MERCURY FUSE BLOCK CIRCUITS

- ① – **5 amp.** Instrument illumination.
- ② – **10 amp.** Automatic light warning indicators and carburetor circuits.
- ③ – Not used.
- ④ – **20 amp.** Horn and cigar lighter.
- ⑤ – **25 amp.** Cigar lighters and tailgate window key switch. **30 amp.** Circuit breaker. Door locks, tailgate window key switch, lighters and power seats.
- ⑥ – **20 amp.** Choke heater.
- ⑦ – **15 amp.** Courtesy lights, illuminated entry, clock and CB radio.
- ⑧ – **15 amp.** Exterior lights, instrument illumination and automatic lights (auto lamp).
- ⑨ – Not used.
- ⑩ – **15 amp.** Radio, power antenna, CB radio and premium sound system.
- ⑪ – **20 amp.** Air conditioning clutch, cornering lights, rear window de-icer, trunk release, speed control, police circuits, illuminated entry, power window safety relay (4-dr) and digital clock.
- ⑫ – **8.25 amp.** Circuit breaker. Windshield wipers/washers and intermittent wipers.
- ⑬ – **15 amp.** Stop and hazard lights and speed control.
- ⑭ – **15 amp.** Turn signal lights, back-up lights and trailer.
- ⑮ – **30 amp.** Heater and air conditioning blower.
- ⑯ – Not used.
- ⑰ – **25 amp.** Tailgate windows and instrument panel switch, or a **20 amp.** circuit breaker for the power windows.

COUGAR & THUNDERBIRD FUSE BLOCK CIRCUITS

- ① – **5 amp.** Instrument illumination.
- ② – **10 amp.** Automatic lights, warning indicators, low fuel module, carburetor circuits and light out warning.
- ③ – Not used.
- ④ – **20 amp.** Horn and cigar lighter.
- ⑤ – **20 amp.** Circuit breaker. Power seats, door locks and keyless entry system.
- ⑥ – **20 amp.** Choke heater.
- ⑦ – **15 amp.** Courtesy lights, automatic lights, illuminated entry, keyless entry and CB radio.
- ⑧ – ***15 amp.** Exterior lights, instrument illumination and automatic lights.
- ⑨ – Not used.
- ⑩ – **20 amp.** Radio power antenna and CB radio.
- ⑪ – **20 amp.** Electronic fuel gauge, corner lights, rear window de-icer, trunk release, speed control, illuminated entry, keyless entry and air conditioning and automatic temperature control clutch.
- ⑫ – **6 amp.** Circuit breaker. Windshield wipers and wiper/washers.
- ⑬ – **15 amp.** Stop and hazard lights and speed control.
- ⑭ – **15 amp.** Turn signals, back-up lights and keyless entry system.
- ⑮ – **30 amp.** Air conditioning and automatic temperature control blower.
- ⑯ – Not used.
- ⑰ – **20 amp.** Circuit breaker. Power windows.
- * – **10 amp.** fuse with light out warning.

FORD MOTOR CO. (Cont.)

FAIRMONT & ZEPHYR

CIRCUIT BREAKERS

4.5 Amp. — On bracket above glove box to protect liftgate wiper motor and washer. (Station wagon only).

20 Amp. — Attached to starter motor relay to protect power windows, door locks and seats.

22 Amp. — Integral with headlight switch to protect headlight circuit and high beam indicator.

FUSIBLE LINK

14 Gauge — Located near starter motor relay to protect charging circuit.

16 Gauge — Located near voltage regulator to protect the ignition and light feeds.

16 Gauge — Located near starter motor relay to protect heated backlight and power door locks.

20 Gauge — Located near starter motor relay to protect engine compartment light and electric cooling fan.

IN-LINE FUSES

Fairmont and Zephyr models with 2.3 liter engines and automatic transmissions have a **4 amp.** fuse located in the dash panel near the right hand fender apron to protect the electric fuel pump circuit.

FAIRMONT & ZEPHYR FUSE BLOCK CIRCUITS

- ① — **5 amp.** Instrument illumination
- ② — **10 amp.** Carburetor circuits, seat belt buzzer, tachometer, turbo boost indicators and warning indicators.
- ③ — Not used.
- ④ — **20 amp.** Cigar lighter and horn.
- ⑤ — Not used.
- ⑥ — **20 amp.** Choke heater and turbo cooling.
- ⑦ — **15 amp.** Clock, courtesy lights, key warning buzzer and seat belt comfort regulator.
- ⑧ — **15 amp.*** Exterior lights and instrument illumination.
- ⑨ — Not used.
- ⑩ — **15 amp.** Radio.
- ⑪ — **20 amp.** Air conditioning clutch, liftgate wiper/washer, power windows, defogger, rear window de-icer, speed control, trunk release and taxi circuits.
- ⑫ — **6 amp.** Circuit breaker. Intermittent wipers and regular wipers.
- ⑬ — **15 amp.** Hazard lights, stop lights and speed control.
- ⑭ — **15 amp.** Back-up lights and turn signals.
- ⑮ — **15 or 30 amp.** Air conditioning blower (30 amp.), or heater (15 amp.).
- ⑯ — Not used.
- ⑰ — Not used.
- * — **10 amp.** fuse with light out warning.

CONTINENTAL & MARK VI

CIRCUIT BREAKERS

8.25 Amp. — Located in fuse block to protect windshield wiper circuit.

15 Amp. — Located in motor assembly to protect power windows and power seats.

22 Amp. with Autolamp — Integral with headlight switch to protect headlight circuit and headlight "ON" warning buzzer.

FUSIBLE LINK

Fusible links are found in the wiring harness in engine compartment to protect the following: Electric de-icer and load circuit.

IN-LINE FUSE

4 Amp. — Located near fuse block to protect automatic headlight dimmer circuit.

25 Amp. — Located at left side of pedal support to protect power moonroof.

Continental and Mark VI models with keyless entry system have **15 amp.** fuse located in the wiring assembly at the right side cowl to protect the entry system.

CONTINENTAL & MARK VI FUSE BLOCK CIRCUITS

- ① — **5 amp.** Instrument illumination.
- ② — **10 amp.** Applique light, automatic lights and warning lights.
- ③ — **4 amp.** Automatic headlight dimmer.
- ④ — **20 amp.** Cigar lighter and horns.
- ⑤ — **30 amp.** Circuit breaker. Power seats, power door locks, cigar lighters and keyless entry.
- ⑥ — **20 amp.** Choke heater.
- ⑦ — **15 amp.** Courtesy lights, automatic lights (autolamp), illuminated entry and keyless entry.
- ⑧ — **15 amp.*** Exterior lights, instrument illumination, automatic lights (autolamp), automatic headlight dimmer, message center, ornamentation lights and light out warning on some models.
- ⑨ — **10 amp.** Heated mirror.
- ⑩ — **20 amp.** Radio and power antenna.
- ⑪ — **20 amp.** Air conditioning clutch, electronic fuel gauge and speedometer, cornering lights, rear window de-icer, flashlight and trunk release, speed control, message center, illuminated entry and keyless entry.
- ⑫ — **8.25 amp.** Circuit breaker. Windshield wipers and intermittent wipers.
- ⑬ — **15 amp.** Stop and hazard lights and speed control.
- ⑭ — **15 amp.** Turn signals, back-up lights and trailer electrics.
- ⑮ — **30 amp.** Air conditioning blower.
- ⑯ — **10 amp.** Light out warning and exterior lights.
- ⑰ — **20 amp.** Circuit breaker. Illuminated entry, keyless entry, speed control, moonroof and power windows.
- * — **10 amp.** fuse with light warning.

CAPRI & MUSTANG

CIRCUIT BREAKERS

6 Amp. — Located in fuse panel to protect windshield wipers and washer system.

22 Amp. — Integral with headlight switch to protect headlight circuit and high beam indicator.

FORD MOTOR CO. (Cont.)

FUSIBLE LINK

14 Gauge — Located near starter motor relay to protect charging circuit.

16 Gauge — Two located near voltage regulator to protect lamp and ignition feeds.

16 Gauge — Located near starter motor relay to protect heated back light and power door locks.

20 Amp. — Located near starter motor relay to protect engine compartment light.

IN-LINE FUSES

Capri and Mustang models with 2.3 liter engines and automatic transmissions have a **4 amp.** fuse located in the dash panel near the right hand fender apron to protect the electric fuel pump circuit.

CAPRI & MUSTANG FUSE BLOCK CIRCUITS

- ① — **5 amp.** Instrument illumination.
- ② — **10 amp.** Seat belt buzzer, warning indicators, carburetor circuits, tachometer, turbo boost indicators and low fuel warning.
- ③ — Not used.
- ④ — **20 amp.** Horn, cigar lighter and console clock.
- ⑤ — Not used.
- ⑥ — **20 amp.** Choke heater.
- ⑦ — **15 amp.** Courtesy lights, clock and key warning buzzer.
- ⑧ — **15 amp.*** Exterior lights, instrument illumination and light out warning on some models.
- ⑨ — Not used.
- ⑩ — **15 amp.** Radio.
- ⑪ — **20 amp.** Air conditioning clutch, liftgate wiper washer, speed control, rear window de-icer, trunk release and light out warning.
- ⑫ — **6 amp.** Circuit breaker. Windshield wipers, intermittent wipers and windshield washer.

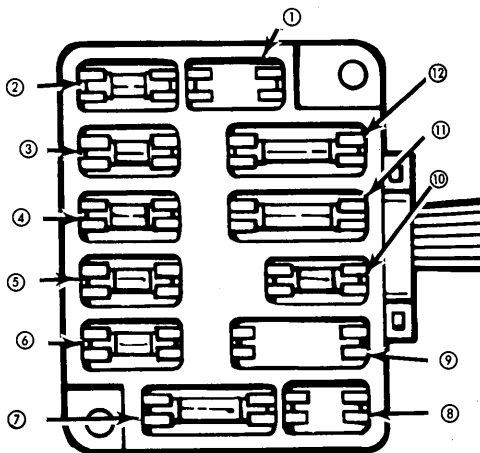


Fig. 2 Fuse Block for Pinto, Bobcat & Versailles

- ⑬ — **15 amp.** Stop lights, hazard lights and speed control.
- ⑭ — **15 amp.** Turn signals and back-up lights.
- ⑮ — **15 or 30 amp.** Air conditioning blower (30 amp.), or heater (15 amp.).
- ⑯ — Not used.
- ⑰ — Not used.
- * — **10 amp.** fuse with light out warning.

PINTO & BOBCAT

CIRCUIT BREAKERS

7 Amp. — Integral with headlight switch to protect headlights and high beam indicator.

18 Amp. — Integral with windshield wiper switch to protect windshield wiper motor.

FUSIBLE LINK

14 Gauge — Located near starter motor relay to protect charging circuit.

16 Gauge — Located off starter motor relay to protect heated back light.

16 Gauge — Two links are located in engine compartment. On cars with gauge pack the link is located near the horn. On cars without gauge pack the link is located near the starting motor relay. The links protect the ignition and headlight feeds.

20 Amp. — Located off battery terminal of starting motor relay to protect engine compartment light.

PINTO & BOBCAT FUSE BLOCK CIRCUITS

- ① — Not used.
- ② — **20 amp.** Cigar lighter and horn.
- ③ — **15 amp.** Tail, license and side marker lights.
- ④ — **15 amp.** Courtesy, dome, glove box, cargo and luggage compartment lights, key and headlight warning buzzer, luggage compartment warning switch, clock feed and seat belt retractor solenoid.
- ⑤ — **4 amp.** Instrument panel and cluster illumination, radio, ash tray, heater and air conditioning controls, windshield wiper/washer controls and headlight switch.
- ⑥ — **15 amp.** Stop lights, emergency warning system and parking lights.
- ⑦ — **14 amp.** Brake, oil pressure and deck lid open warning lights, oil pressure/temperature indicator lights, seat belt warning indicator switch, carburetor float bowl vent solenoid and carburetor throttle emission control solenoid.
- ⑧ — Not used.
- ⑨ — **15 amp.** Windshield washer switch, back window defroster control switch and relay and air conditioning clutch.
- ⑩ — **7.5 amp.** Radio.
- ⑪ — **15 amp.** Turn signal, back-up lights and gearshift neutral switch.
- ⑫ — **15 amp. or 35 amp.** Heater only (15 amp.), heater and air conditioning (35 amp.).

FORD MOTOR CO. (Cont.)

VERSAILLES

GRANADA & MONARCH

CIRCUIT BREAKERS

20 Amp. — Attached to starter motor relay to protect headlights and high beam indicators.

22 Amp. — Integral with headlight switch to protect headlights and high beam indicators.

FUSIBLE LINK

14 Gauge — Protects heated back light feed and indicator light.

16 Gauge — Protects charging circuit, ignition switch and headlight switch.

20 Gauge — Protects engine compartment light.

IN-LINE FUSE

3 Amp. — Located in CB radio chassis to protect CB radio.

VERSAILLES FUSE BLOCK CIRCUITS

- ① — **4 amp.** Instrument illumination.
- ② — **20 amp.** Choke heater.
- ③ — **15 amp.** Exterior lights and instrument illumination.
- ④ — **15 amp.** Courtesy lights, illuminated entry and seat belt comfort regulator.
- ⑤ — **30 amp.** Cigar lighter, horns and speed control.
- ⑥ — **20 amp.** Hazard flasher, turn signal relays, stop lights and speed control.
- ⑦ — **14 amp.** Seat belt chime, warning indicators, throttle kicker solenoid, low fuel module and door open warning.
- ⑧ — **15 amp.** Radio, power antenna and CB radio.
- ⑨ — **35 amp.** Automatic temperature control blower.
- ⑩ — **15 amp.** Turn signals and back-up lights.
- ⑪ — **6 amp.** Circuit breaker. Intermittent wipers and windshield washer.
- ⑫ — **20 amp.** Air conditioning clutch, rear window de-icer, trunk release, illuminated entry, power windows, speed control, cornering lights and clock.

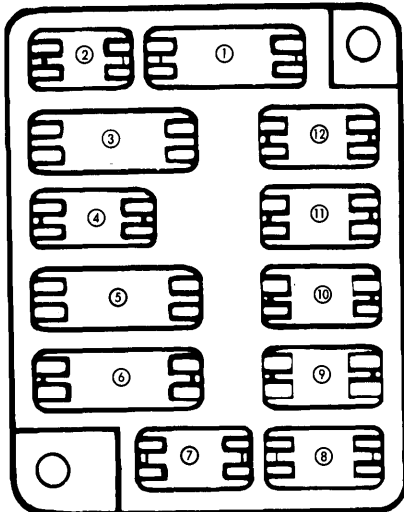


Fig. 3 Fuse Block for Granada & Monarch

CIRCUIT BREAKERS

6 Amp. — Located on fuse block to protect windshield wipers and washers.

20 Amp. — Located at lower instrument panel reinforcement to protect power windows on 2-door models.

20 Amp. — Attached to starter motor relay to protect power windows on 4-door models, power door locks, power seats and seat back latch.

22 Amp. — Integral with headlight switch to protect headlight circuit and high beam indicator.

FUSIBLE LINK

14 Gauge — Located at starter motor relay to protect heated back light feed and indicator light.

16 Gauge — Three links located at starter motor relay to protect the ignition system, lighting system and the charging circuit.

20 Gauge — Located at starter motor relay to protect engine compartment light.

IN-LINE FUSES

3 Amp. — In CB radio chassis to protect CB radio.

GRANADA & MONARCH FUSE BLOCK CIRCUITS

- ① — **14 amp.** Instrument panel warning lights, seat belt warning light and buzzer, low fuel light, door open light, deck lid light and throttle solenoid.
- ② — **15 amp.** Radio and tape player.
- ③ — **15 or 35 amp.** Heater (15 amp.), air conditioning or automatic temperature control (35 amp.).
- ④ — **15 amp.** Turn signals and back-up lights.
- ⑤ — **6 amp.** Circuit breaker. Windshield wipers and washers.
- ⑥ — **20 amp.** Air conditioning clutch, rear window de-icer, trunk release, illuminated entry, power windows (4-dr), speed control and cornering lights.
- ⑦ — **4 amp.** Instrument illumination.
- ⑧ — **20 amp.** Choke heater.
- ⑨ — **15 amp.** Light switch, exterior lights and instrument illumination.
- ⑩ — **15 amp.** Courtesy, dome, trunk, vanity mirror and glove box lights, illuminated entry, warning buzzer and seat belt regulator.
- ⑪ — **20 or 30 amp.** Horn, speed control and cigar lighter.
- ⑫ — **20 amp.** Stop lights and hazard flasher.