

Seat Belt Warning Systems

ALL MANUFACTURERS

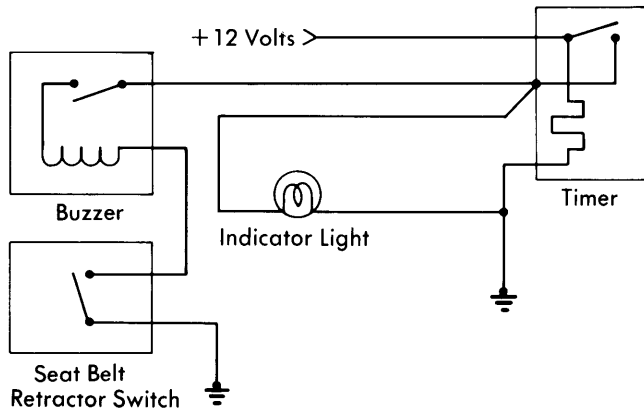
DESCRIPTION & OPERATION

If the drivers seat belt is not buckled and the ignition is turned to the "ON" or "START" position, the seat belt warning system will turn on the "FASTEN SEAT BELTS" indicator light and also sound a buzzer or chime for approximately four to eight seconds. If the drivers belt is buckled after the buzzer sounds, the buzzer will remain on until the timer turns it off. When the ignition is turned to the "ON" position, current is supplied through the timer to the buzzer circuit and the indicator light circuit. The light will always remain on until the timer turns off the current. The buzzer will only sound if the drivers seat belt is not buckled before turning on the ignition.

TROUBLESHOOTING

BUZZER & INDICATOR LIGHT INOPERATIVE

Check fuse and for open circuit in timer feed wire (+12 Volt). Check seat belt switch for good ground. Check for defective timer or ignition switch.



**Fig. 1 General Motors
Seat Belt Warning Wiring Diagram**

BUZZER INOPERATIVE

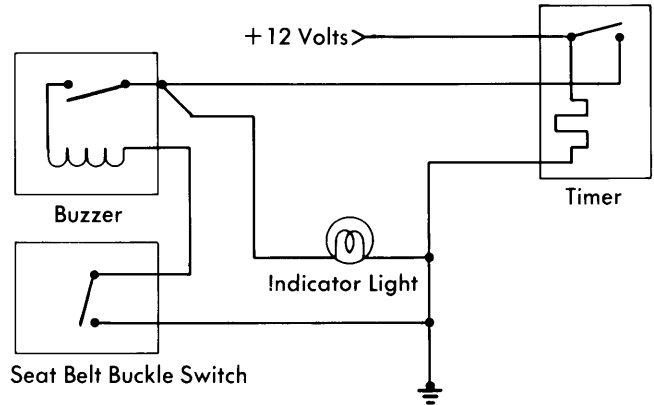
Check for defective buzzer, open seat belt switch, or opens, shorts, or poor connections in wire between seat belt switch and buzzer. Check for proper seat belt switch ground.

INDICATOR LIGHT INOPERATIVE

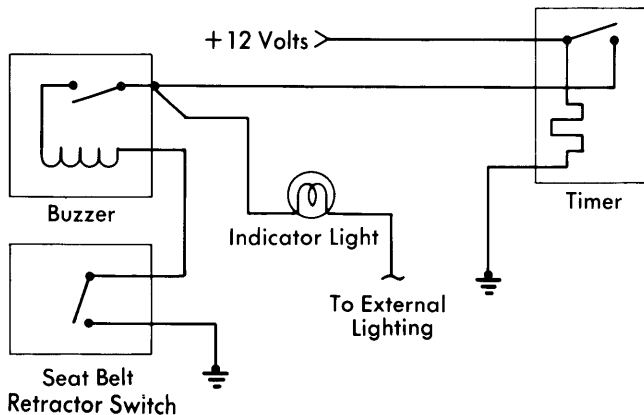
Check light and wiring for opens, shorts, or poor connections.

BUZZER & INDICATOR LIGHT REMAIN ON

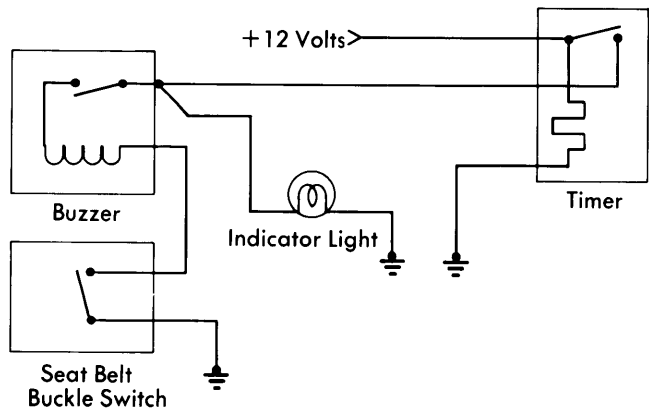
Check for open circuit in timer ground lead. Check for a defective timer.



**Fig. 3 AMC
Seat Belt Warning Wiring Diagram**



**Fig. 2 Ford Motor Co.
Seat Belt Warning Wiring Diagram**



**Fig. 4 Chrysler Corp.
Seat Belt Warning Wiring Diagram**