

Defoggers – Rear Window

REAR WINDOW DEFOGGER FAN

All Models

DESCRIPTION

Rear window defogger fan is an integral unit located in center of rear package tray below window. Fan blows inside air onto rear window to remove condensation. System is made up of fan motor, grill, wiring harness and control switch.

OPERATION

Fan operation is controlled by a multiple position switch. Switch may be turned to any of its speed positions and air will be drawn through fan and onto rear window. As switch is moved from high to lower speed positions, resistance is added to motor feed lead, thereby lowering fan speed.

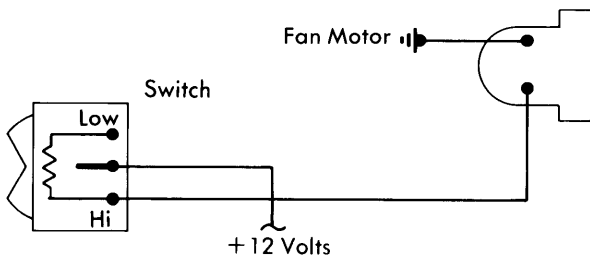


Fig. 1 Wiring Diagram of Rear Window Defogger Fan Circuit with Resistor in Control Switch

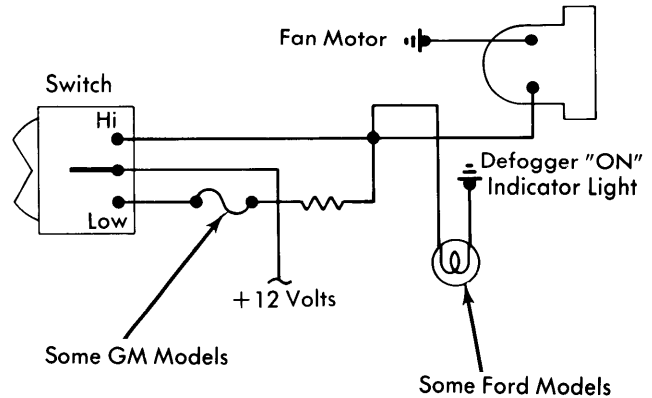


Fig. 2 Wiring Diagram of Rear Window Defogger Fan Circuit with Resistor or Resistance Wire in Circuit

TESTING

Check that all in-line fuses or circuit breakers are operational and supply power. Measure voltage at motor, if no voltage is present check wiring harness and control switch. If motor runs at some speeds, but not at others, check speed control resistors.

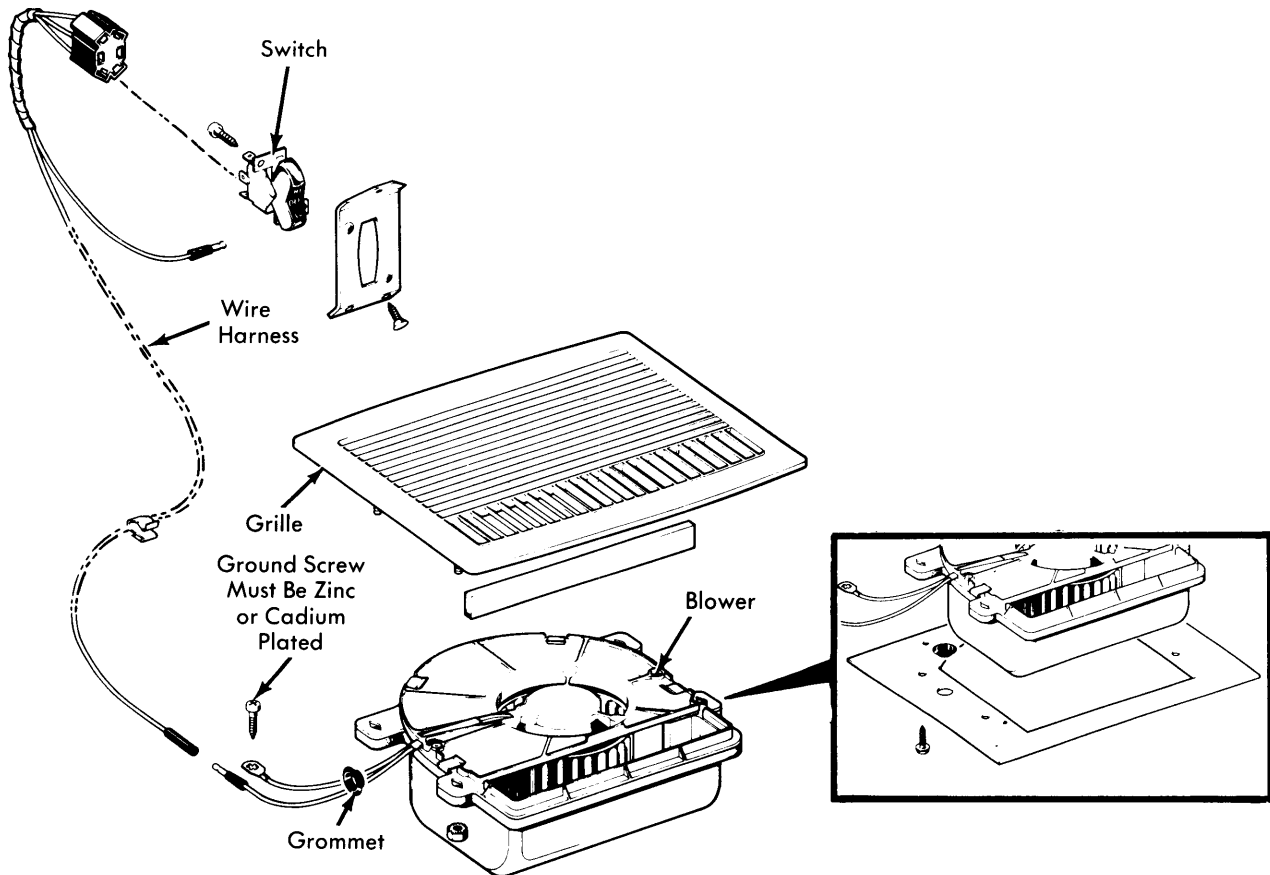


Fig. 3 Component Layout of Rear Window Defogger Fan System (American Motors Shown)