

OLDSMOBILE (Cont.)

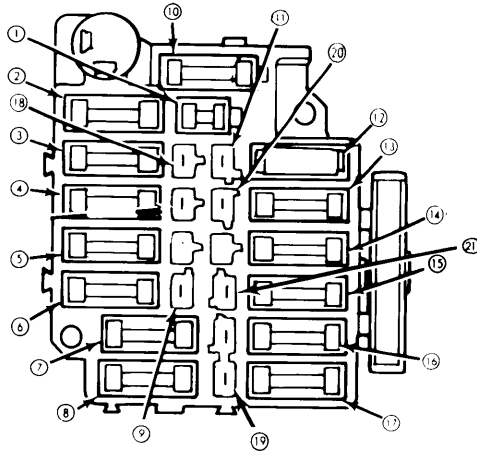


Fig. 6 Fuse Block for Toronado

TORONADO FUSE BLOCK CIRCUITS

- ① — 4 amp. Instrument panel lights.
- ② — 20 amp. Turn signals and back-up lamps.

- ③ — 20 amp. Transmission solenoid, trunk release, CB radio, park brake lamp, seat belt warning, cruise control.
- ④ — 10 amp. EST ignition system.
- ⑤ — 20 amp. Heater, air conditioner, idle stop solenoid.
- ⑥ — 10 amp. Spare.
- ⑦ — 25 amp. Windshield wiper.
- ⑧ — 10 amp. Radio.
- ⑨ — 10 amp. Exterior door lock light.
- ⑩ — 20 amp. Blank.
- ⑪ — Power feed: electric windows, seats and door locks, rear window defogger.
- ⑫ — 40 amp. Circuit Breaker.
- ⑬ — 20 amp. Dome, trunk and courtesy lamps, pulse wiper, quarter panel lamps, rear cigar lighters.
- ⑭ — 20 amp. Stop and emergency flasher lamps.
- ⑮ — 20 amp. Cigar lighter, clock, power antenna, door locks, multifunction tone generator.
- ⑯ — 20 amp. Blank.
- ⑰ — 20 amp. Tail, license, side marker, cornering and underhood lamps, radio capacitor.
- ⑱ — Power feed: CB radio and rear window defogger timer.
- ⑲ — Power feed: radio capacitor.
- ⑳ — Power feed: digital clock radio, power antenna, pulse wiper.
- ㉑ — Power feed: visor vanity mirror, hi level lights or time delay jumper.

PONTIAC

FUSE BLOCK

Fuse block is located under lower trim plate on Grand Prix, LeMans and Grand LeMans models. On all other models the fuse block is located under instrument panel on left side just above front edge of floor mat.

IN-LINE FUSES

- Cruise Control** — 5 amp.
- Tachometer** — 1 amp.
- Heated Rear Glass** — 4 amp.

FLASHER LOCATION

Hazard — Refer to Turn Signal & Hazard Flasher Systems in ACCESSORIES & EQUIPMENT Section.

Turn Signal — Refer to Turn Signal & Hazard Flasher Systems in ACCESSORIES & EQUIPMENT Section.

FUSIBLE LINKS

6 Cylinder (exc. Ventura & Phoenix) — 14 gauge red link located between starter "BAT" terminal and alternator, 16 gauge red link and 18 gauge red link located between starter solenoid and bulkhead connector.

8 Cylinder (exc. Ventura & Phoenix) — 16 gauge black link and 18 gauge green link located between alternator and bulkhead connector and 16 gauge black link between alternator connector and air conditioning blower circuit.

Astre & Sunbird — 14 gauge dark brown link located between starter solenoid and ammeter, 16 gauge orange link at bulk head connector and 20 gauge orange link at junction block.

Ventura & Phoenix — 16 gauge red link located between alternator and #2 terminal on bulkhead connector and 14 gauge red link between starter solenoid and junction block.

NOTE — Pontiac models codes are as follows: H (Astre and Sunbird); X (Ventura and Phoenix); A (LeMans and Grand LeMans); F (Firebird); G (Grand Prix); B (Catalina, Bonneville, Bonneville Brougham and Grand Safari).

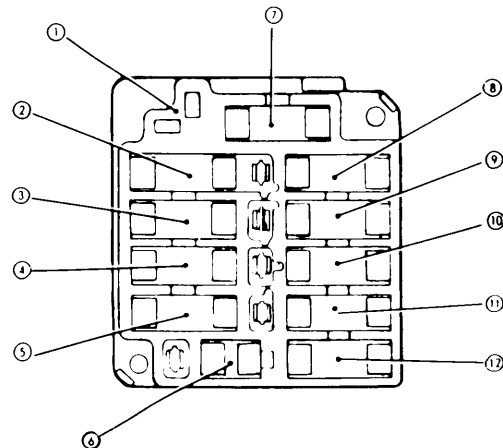


Fig. 7 Fuse Block for "H", "A", "F", "G", and "X" Models

PONTIAC (Cont.)

"H" MODEL FUSE BLOCK CIRCUIT**NOTE** — See fig. 1 for fuse block illustration.

- ① — Hazard flasher.
- ② — 10 amp. Electric fuel pump.
- ③ — 20 amp. Cigar lighter and clock feed. Glove box and dome light, air conditioning anti-dieseling relay, key warning buzzer.
- ④ — 20 amp. License, tail, front park and side marker lights.
- ⑤ — 20 amp. Stop light and hazard flasher.
- ⑥ — 4 amp. Instrument panel illumination, shift indicator and radio lights.
- ⑦ — Blank.
- ⑧ — 25 amp. Heater and A/C blower motor.
- ⑨ — 20 amp. Directional signals and back-up lights.
- ⑩ — 20 amp. Low coolant warning, temperature gauge, fuel gauge, oil pressure gauge, brake warning, seat belt warning telltale and buzzer, seat belt timer, tachometer, heated rear glass, air conditioning anti-dieseling relay, electric choke.
- ⑪ — 10 amp. Radio.
- ⑫ — 25 amp. Windshield wiper and washer.

"X" MODEL FUSE BLOCK CIRCUIT**NOTE** — See fig. 1 for fuse block illustration.

- ① — Hazard flasher.
- ② — Blank.
- ③ — 20 amp. Cigar lighter and clock feed. Courtesy, glove box, dome and trunk lights.
- ④ — 20 amp. License, tail, front park and side marker lights.
- ⑤ — 20 amp. Stop lights and hazard flasher.
- ⑥ — 4 amp. Instrument panel illumination, clock, shift indicator, heater or A/C control, radio, ash tray, cigar lighter and windshield wiper lights.
- ⑦ — Blank.
- ⑧ — 25 amp. Heater or A/C blower motor.
- ⑨ — 20 amp. Directional signals and back-up lights.
- ⑩ — 10 amp. Oil pressure, temperature, and low brake tell-tale lights, fuel gauge, seat belt warning tell-tale and buzzer, and seat belt timer.
- ⑪ — 10 amp. Radio feed.
- ⑫ — 25 amp. Windshield wiper and washer.

"A", "F", & "G" MODELS FUSE BLOCK CIRCUITS**NOTE** — See fig. 1 for fuse block illustration.

- ① — Hazard Flasher.
- ② — Circuit Breaker. Power windows (A,F), power seats and electric sun roof (A), electric door locks (A,F), heated rear glass (A,F).
- ③ — 20 amp. Clock, cigar lighter, courtesy lights, glove box light and deck lid release. Pulse wiper and vanity light (A,G). Door courtesy light and digital AM/FM clock receiver (G).
- ④ — 20 amp. Tail, park, side marker and license lights. Cornering lights and digital AM/FM clock receiver (G).
- ⑤ — 20 amp. Stop, hazard, dome and trunk lights.
- ⑥ — 4 amp. Instrument panel illumination, ash tray, clock, shift indicator, heater and air conditioning control, radio and fuel economy, cigar lighter and tachometer lights.
- ⑦ — 20 amp. Back-up and directional signals. Tailgate lock release (A,G).

- ⑧ — 10 amp. Oil pressure, temperature and fuel gauges. Low brake telltale, seat belt warning telltale and buzzer, seat belt timer and control switch. Electric choke feed. Digital AM/FM clock receiver (G). Heated rear glass (A,F).
- ⑨ — Not used
- ⑩ — 25 amp. Heater blower motor and air conditioning blower motor.
- ⑪ — 10 amp. Radio and tape player.
- ⑫ — 25 amp. Windshield wiper, washer, and pulse wiper.

"B" MODELS FUSE BLOCK CIRCUIT**NOTE** — See fig. 2 for fuse block illustration.

- ① — Hazard flasher.
- ② — 5 amp. Instrument panel illumination lights, ash tray, clock, shift indicator, radio, and cigar lights lights. Heater or air conditioning control light. Fuel economy vacuum gauge light.
- ③ — 30 amp. Circuit Breaker. Power windows. Power rear window on station wagons.
- ④ — 25 amp. Heater and air conditioning blower motor.
- ⑤ — 25 amp. Windshield wiper and washer.
- ⑥ — 20 amp. Stop, hazard, and trunk lights. Key warning buzzer.
- ⑦ — 10 amp. Oil pressure, temperature and fuel gauges. Low brake telltale, seat belt warning telltale and buzzer, seat belt timer. Digital AM/FM clock receiver. Pulse wiper.
- ⑧ — 20 amp. Tail, parking, cornering, side marker, and license lights. Digital AM/FM clock receiver.
- ⑨ — 10 amp. Radio, tape player, and idle stop solenoid.
- ⑩ — 30 amp. Circuit Breaker. Electric door and seat back locks, power seats and sliding sunroof, heated rear window glass timer, and vanity light.
- ⑪ — 20 amp. Back-up and directional signals.
- ⑫ — 20 amp. Courtesy and glove box lights. Clock, cigar lighter, deck lid release, pulse wiper feed, power antenna, and horns.
- ⑬ — 20 amps. Dome lamp and radio suppression capacitor.
- ⑭ — Directional signal flasher.

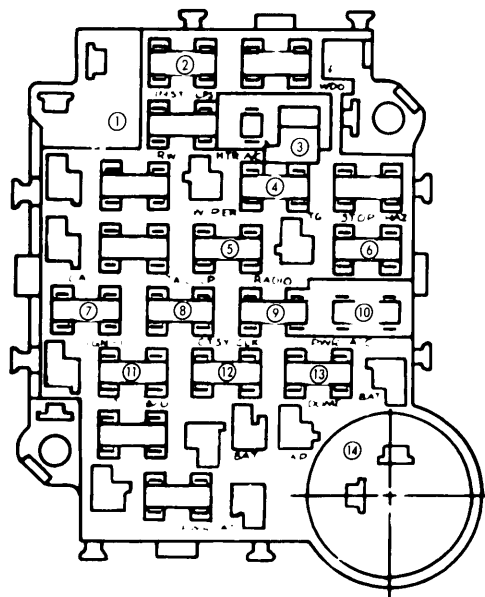


Fig. 2 Fuse Block for "B" Models