

Jacking & Hoisting

GENERAL MOTORS (Cont.)

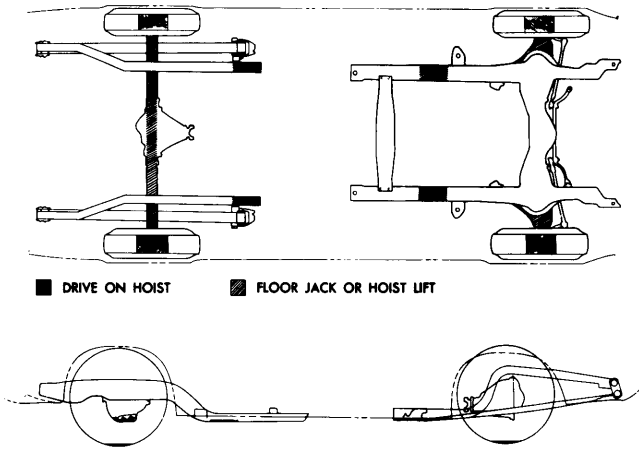
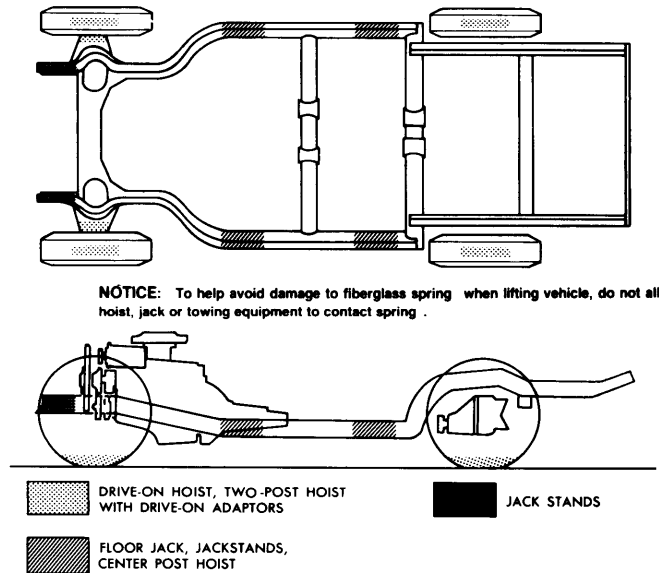


Fig. 13 Camaro Lifting Points



NOTICE: To help avoid damage to fiberglass spring when lifting vehicle, do not allow hoist, jack or towing equipment to contact spring.

Fig. 16 Corvette Lifting Points

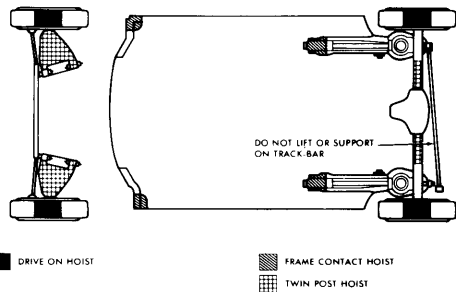


Fig. 14 Chevette Lifting Points

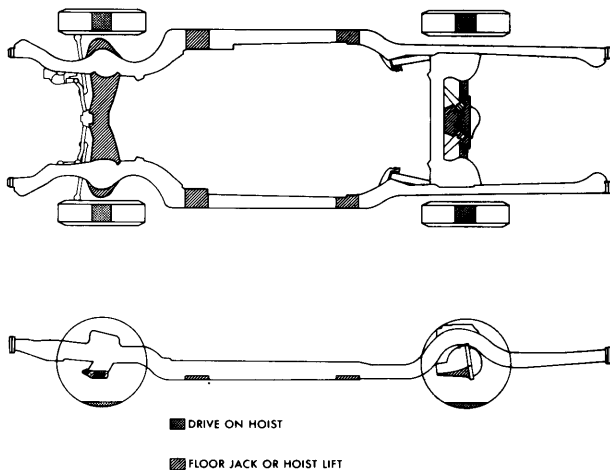


Fig. 15 Caprice and Impala Lifting Points

OLDSMOBILE

Jacking (Floor Jack) — Jack may be used under rear axle or front suspension lower control arms while observing following precautions: Never use jack on any part of underbody. Do not raise entire vehicle with jack midway between front and rear wheels, or permanent body damage may result. Do not allow lifting plate fingers to contact axle cover plate when lifting from rear axle housing.

NOTE — Use of bumper jack to raise vehicle is not recommended.

Frame Contact Hoist — Hoist must be equipped with proper adaptors so vehicle will be supported in correct locations as shown in illustrations. Lifting pads must never contact catalytic converter or other exhaust system components as damage will result.

Rail & Twin Post Hoist — Hoist must contact front suspension lower control arms, and rear axle tubes or rear axle housing. Do not lift vehicle by rear lower control arms.

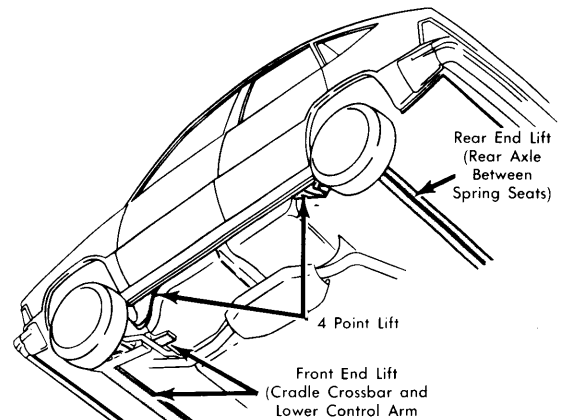


Fig. 17 Omega Lifting Points

GENERAL MOTORS (Cont.)

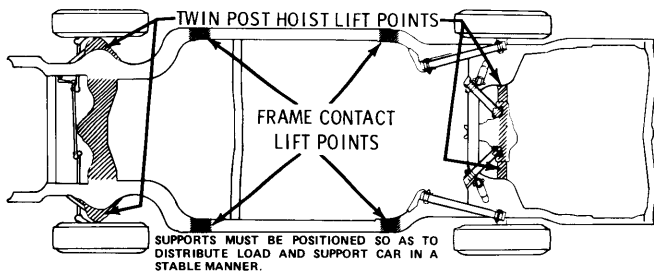


Fig. 18 Cutlass, 88 and 98 Lifting Points

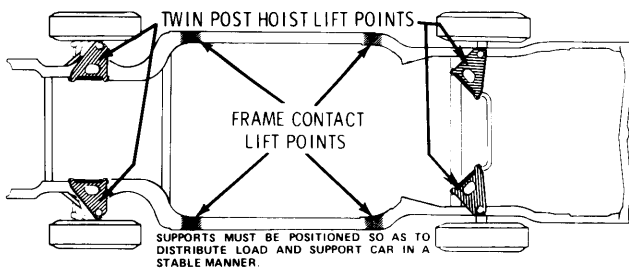


Fig. 19 Toronado Lifting Points

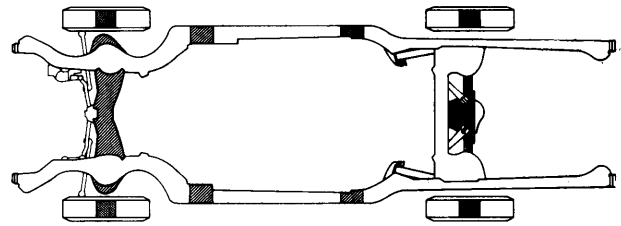


Fig. 21 Bonneville and Catalina Lifting Points

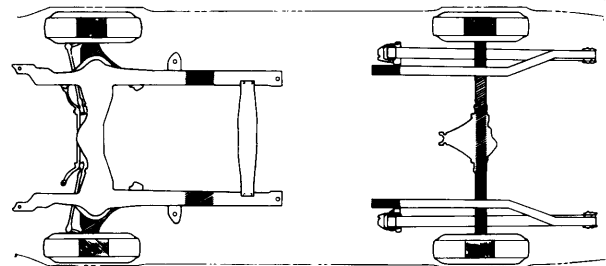
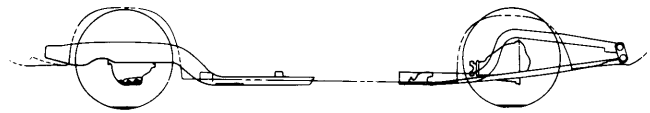


Fig. 22 Firebird Lifting Points



PONTIAC

Hoisting — Ensure that no part of vehicle contacts hoist except as shown in following illustrations. Use adapters to avoid contact with catalytic converter and exhaust system components.

Jacking — Floor jack may be used to lift vehicle at shaded areas indicated on diagrams. Use of bumper jack to raise vehicle is not recommended.

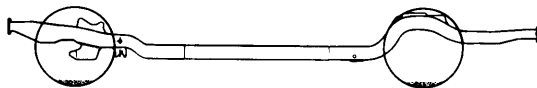
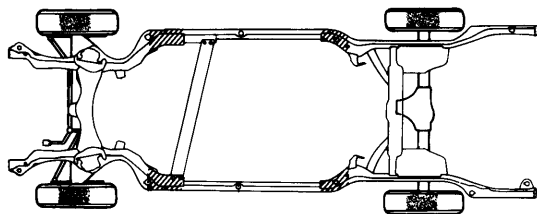


Fig. 20 Grand Prix and LeMans Lifting Points

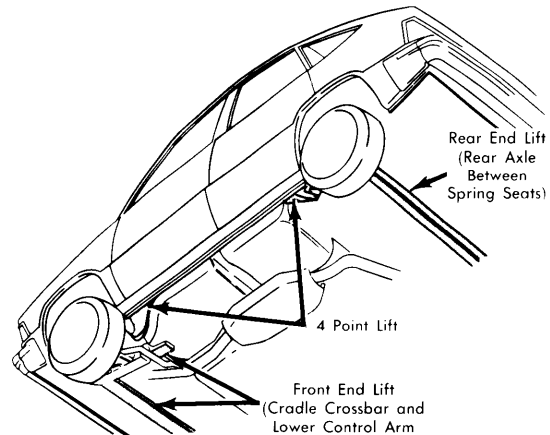


Fig. 23 Phoenix Lifting Points