

Jacking & Hoisting

ALL MANUFACTURERS

NOTE — These illustrations are not intended to represent exact structure of each vehicle's frame, underbody or body outline. They are presented only to give the mechanic some point of reference.

FRAME & UNDERBODY

The following illustrations indicate areas (parts) of the underbody and frame which may be used to raise and support the vehicle, using either floor jack or hoist. These points are indicated by shaded areas on the frame. See *sample illustration*.

OUTERBODY

Those points designated on the outline of the body were specifically designed to facilitate the use of the vehicle's own jack, but may also be used to raise and support the vehicle by means of a floor jack or hoist. These jacking points are indicated by circular dots on the outline of the body. See *sample illustration*. If floor jack or hoist is employed, extreme care should be exercised to avoid damaging the outer body shell.

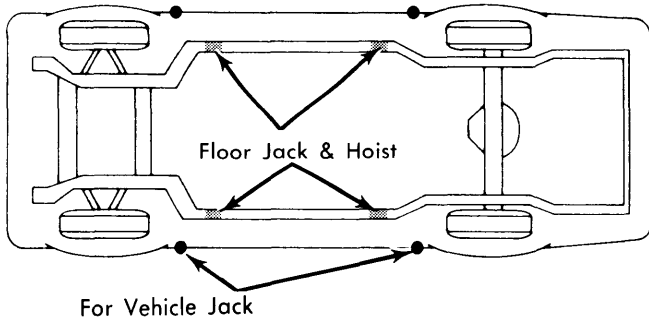
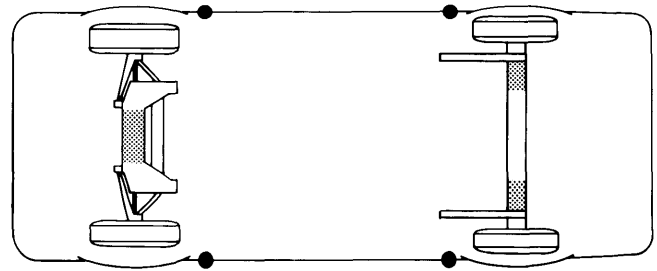
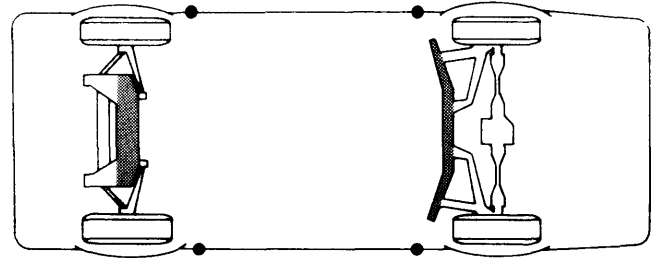


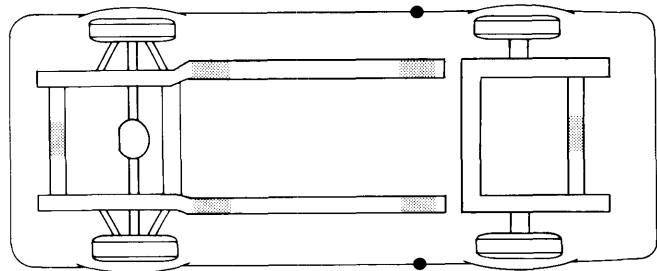
Fig. 1 Sample Jacking & Hoisting Points (Typical Illustration)



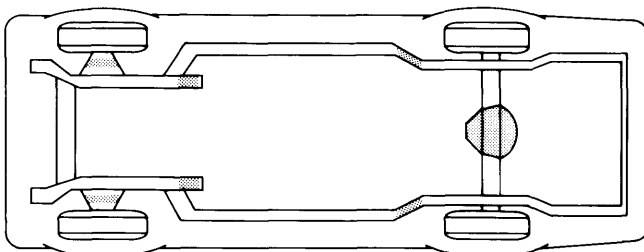
Audi



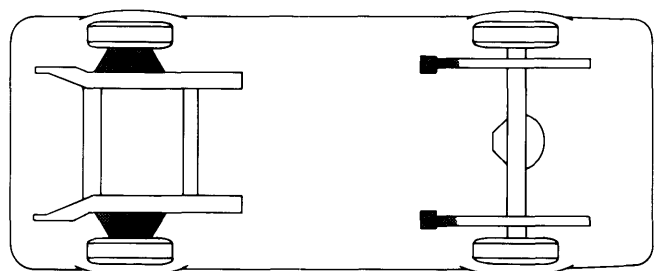
BMW



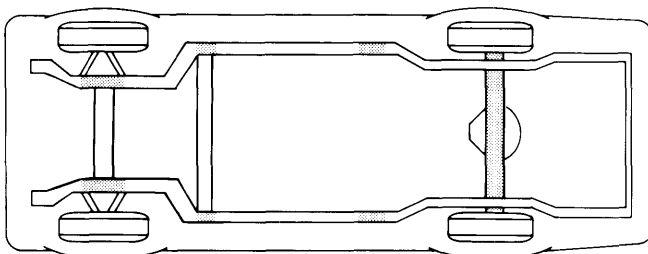
Champ & Colt Hatchbacks



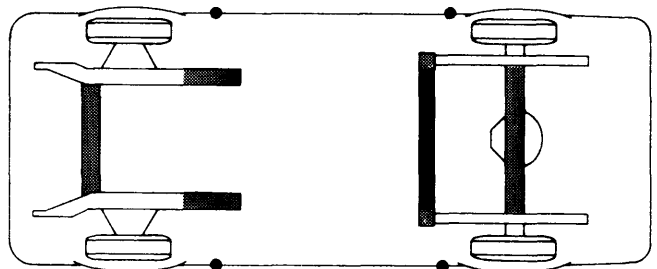
Arrow (Exc. Pickup), Challenger, Colt Station Wagon & Sapporo



Courier



Arrow & D50 Pickups



Datsun (Exc. Pickup & 310)