

HONDA

Civic
Civic CVCC
Except St. Wgn.
Accord

DESCRIPTION

Rear suspension system on all models is an independent type. Major components are: Control arm (lower), shock absorber with coil spring assembly, radius rod, and rear hub carrier. Radius rod controls rear wheel alignment.

REMOVAL & INSTALLATION

SHOCK ABSORBER

Removal — 1) Raise vehicle and suitably support on safety stands. Remove rear wheels. Disconnect brake line from bracket on shock absorber housing. Plug open ends and place lines out of way. Disconnect parking brake cable from lever on backing plate.

2) Remove bolt mounting shock absorber to knuckle. Remove cotter pin and loosen outer control arm pivot bolt. Remove two upper shock absorber retaining nuts. Lower shock absorber and coil spring from vehicle.

Disassembly — Fit spring compressor and slightly compress coils. Remove lock nut and piston rod center nut. Take off upper mounting hardware and coil spring.

Inspection — Check piston rod for smooth, even operation. Inspect for signs of oil leaks. Listen for noise or unusual binding during inspection.

Reassembly — Select new shock absorber. Fit coil spring to lower spring seat. Refit spring compressor. Collapse coil enough to insert upper mountings and tighten piston rod. Release coil spring.

Installation — To install, reverse removal procedure and note: Fit top of shock absorber first. Make sure tab on shock absorber engages slot in bearing carrier. Bleed brake system.

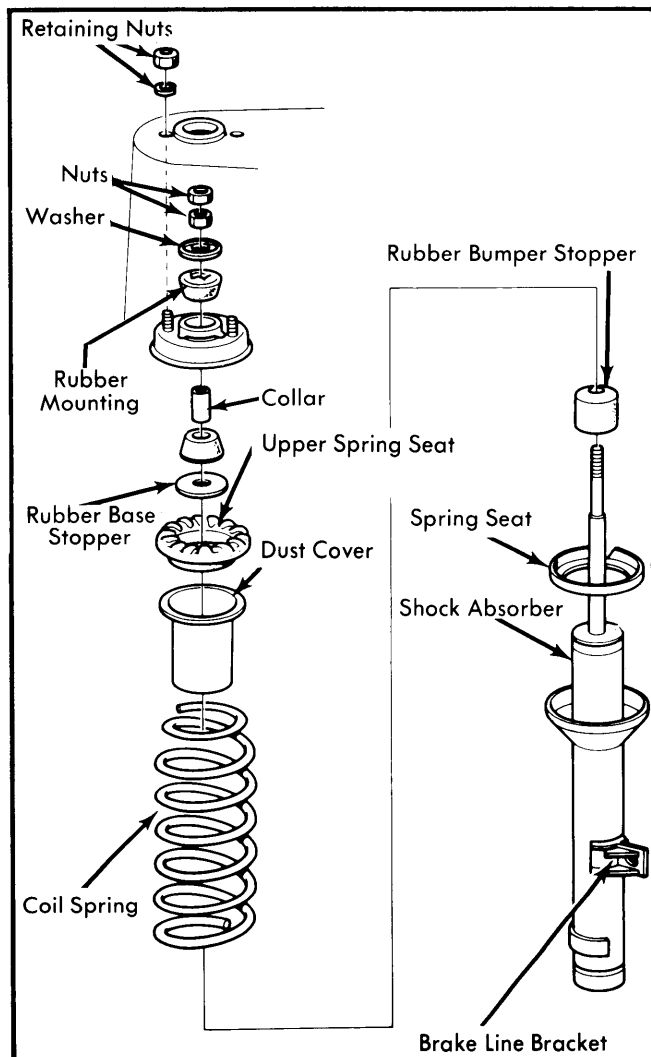


Fig. 1 Exploded View of Accord Shock Absorber Assembly — Other Models Are Similar

REAR WHEEL HUB CARRIER

Removal — Raise vehicle and place on safety stands. Remove wheel and brake drum. Disconnect and plug brake lines. Remove bolt mounting shock absorber to hub carrier. Disconnect control arm and radius rod from hub carrier. Maneuver hub carrier from vehicle.

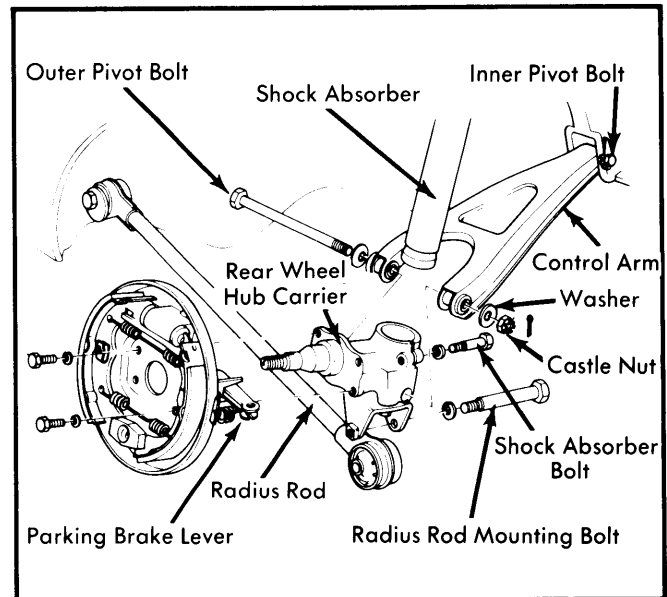


Fig. 2 Exploded View of Accord Rear Suspension Other Models Are Similar

Installation — To install hub carrier, reverse removal procedure and note following: Bleed brake system and check rear wheel alignment.

Rear Suspension

HONDA (Cont.)

RADIUS ROD

Removal – Raise and suitably support vehicle. Remove bolt mounting radius rod to hub carrier. Remove bolt mounting opposite end of radius rod to body bracket.

Inspection – Inspect all radius rod bushings and grommets for damage or excessive wear. Replace parts found defective. Make sure radius rod adjusting bolt is not damaged

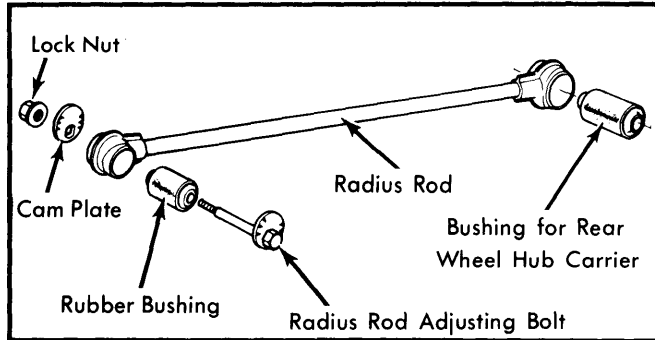


Fig. 3 Radius Control Rod with Bushings and Adjustment Bolt – Accord Shown Others Similar

Installation – To install, reverse removal procedure and note: Either lower vehicle to ground or raise rear of vehicle to simulate normal weight before tightening radius control rod. Check and adjust wheel alignment as required.

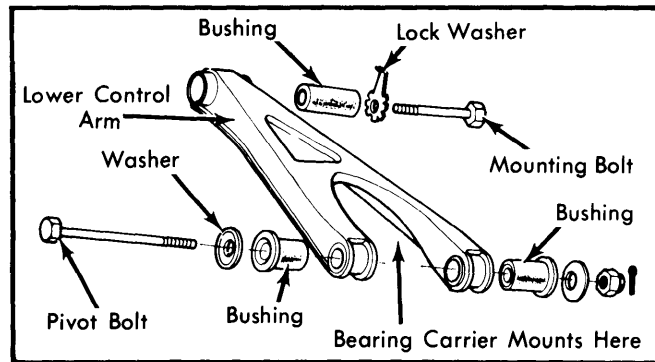


Fig. 4 Lower Control Arm with Detail of Mounting Bushings

CONTROL ARM

Removal – Raise vehicle and place on safety stands. Remove wheel and brake drum. Remove brake hoses from shock absorber mounting, then plug openings. Remove brake backing plate. Remove bolt mounting shock absorber to hub carrier. Remove both inside and outside control arm pivot bolts. Pull out control arm.

Inspection – Inspect all control arm bushings for damage or excessive wear. Replace any parts found defective. Always replace bolt lock tabs.

Installation – To install, reverse removal procedure and note following: Bleed brake system and check rear wheel alignment.

TIGHTENING SPECIFICATIONS

| Application | Ft. Lbs. (mkg) |
|--|-----------------|
| Outer Pivot Bolt | |
| Accord..... | 54-65 (7.5-9.0) |
| CVCC..... | 58 (8.0) |
| Inner Pivot Bolt | |
| Accord and Civic..... | 25-36 (3.5-5.0) |
| CVCC..... | 33 (4.7) |
| Shock Absorber Lower Mount Bolt | |
| Accord..... | 36-43 (5.0-6.0) |
| Civic..... | 26-35 (3.6-4.8) |
| CVCC..... | 33 (4.6) |
| Shock Absorber Piston Nut | |
| Accord..... | 22-25 (3.0-3.5) |
| Civic..... | 40-50 (5.5-7.0) |
| CVCC..... | 44 (6.1) |
| Radius Rod-to-Bearing Carrier | |
| Accord..... | 54-65 (7.5-9.0) |
| Civic..... | 40-54 (5.5-7.5) |
| CVCC..... | 33 (4.7) |
| Radius Rod-to-Body | |
| Accord..... | 43-54 (6.0-7.5) |
| Civic..... | 25-36 (3.5-5.0) |
| CVCC..... | 33 (4.7) |