

Jacking & Hoisting

ALL MANUFACTURERS

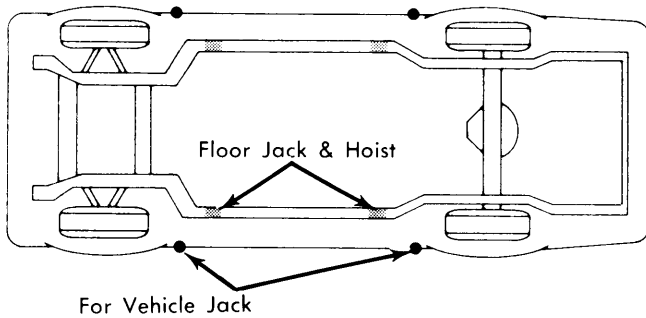
NOTE — These illustrations are not intended to represent exact structure of the manufacturer's frame, underbody, or body outline. These are presented only to give the mechanic some point of reference.

FRAME & UNDERBODY

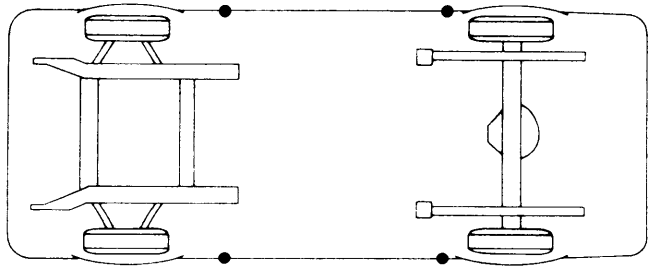
The following illustrations indicate areas (parts) of the underbody and frame which may be used to raise and support the vehicle, using either floor jack or hoist. These points are indicated by shaded areas on the frame (see sample illustration).

OUTERBODY

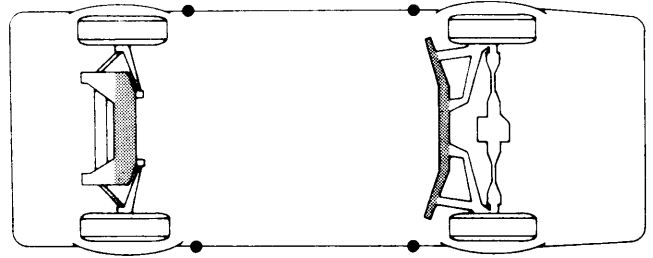
Those points designated on the outline of the body were specifically designed to facilitate the use of the vehicle's own jack, but may also be used to raise and support the vehicle by means of a floor jack or hoist. These jacking points are indicated by circular dots on the outline of the body (see sample illustration). If floor jack or hoist is employed, extreme care should be exercised to prevent damaging the outer body shell.



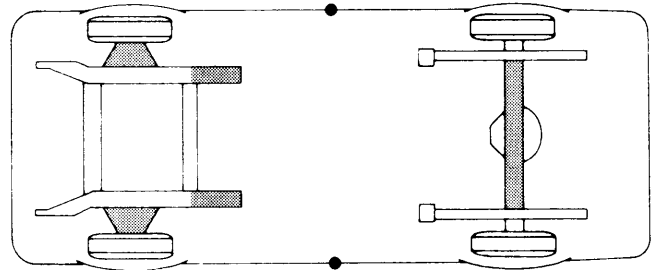
**SAMPLE JACKING & HOISTING POINTS
(TYPICAL ILLUSTRATION)**



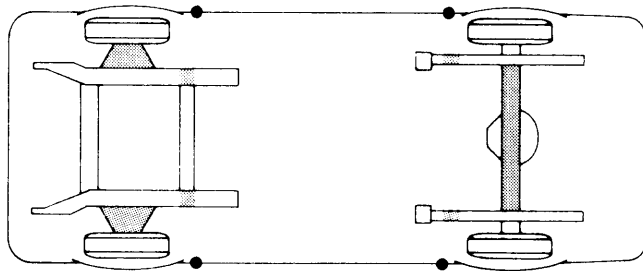
AUSTIN MARINA



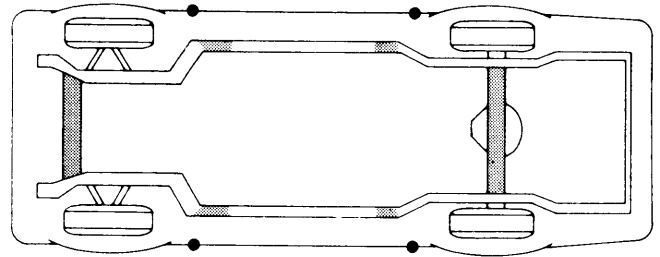
BMW



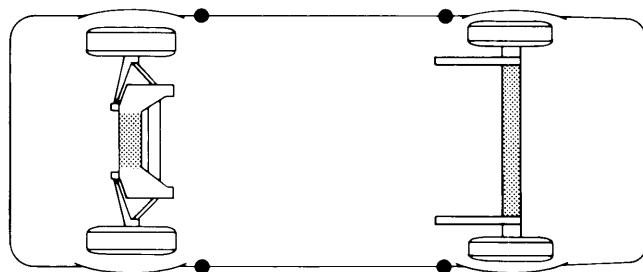
CAPRI



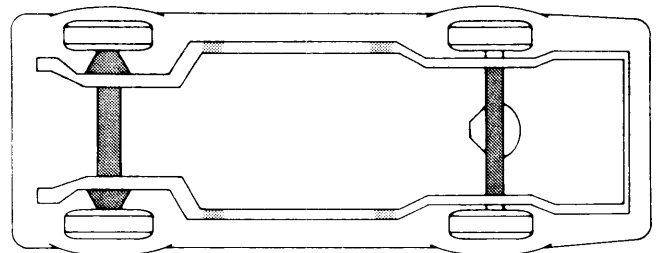
ALFA ROMEO



COLT



AUDI



COURIER